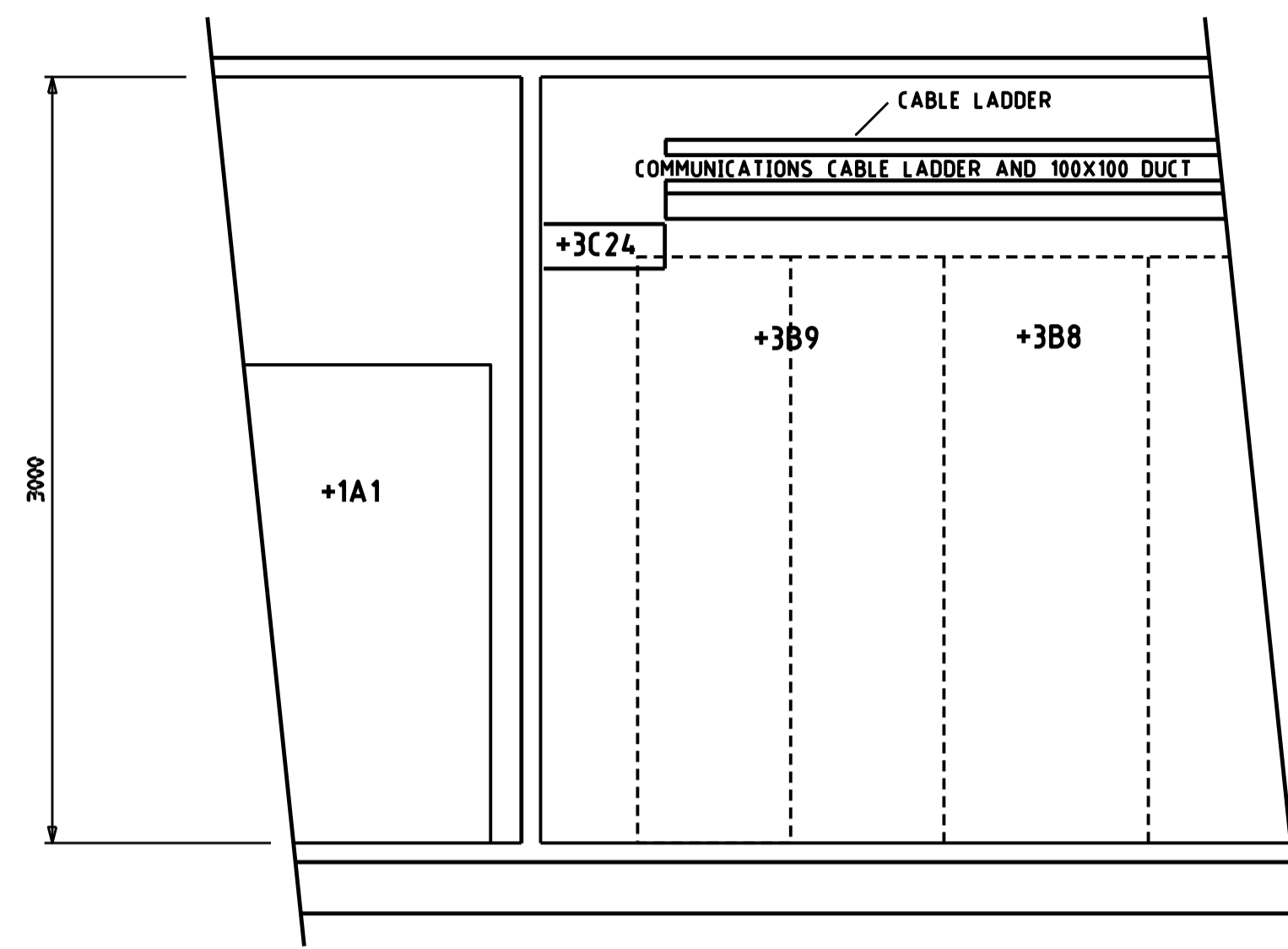


TOLERANCES - UNLESS OTHERWISE SPECIFIED REFER DRAWING:

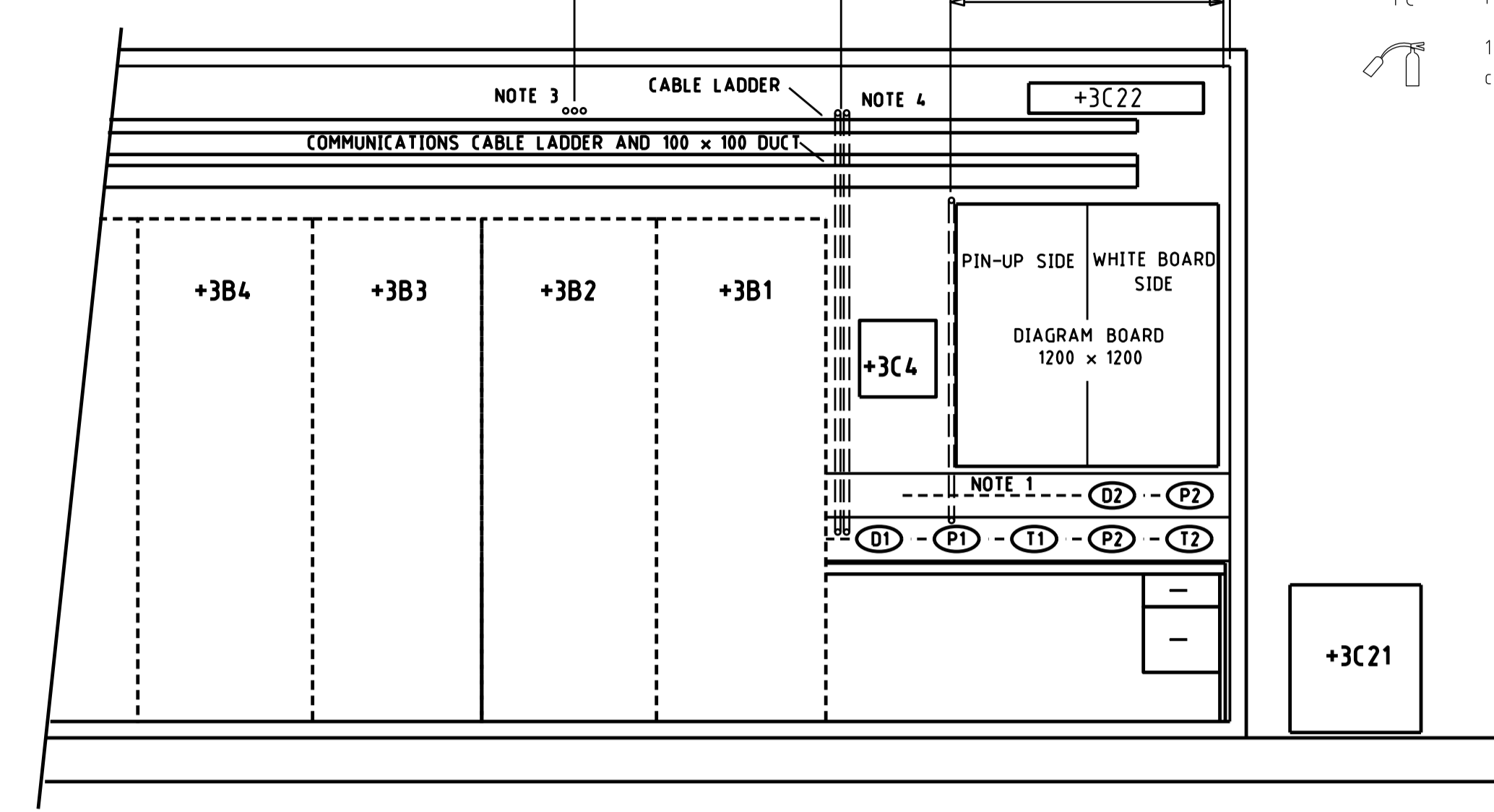
BUILDING LEGEND

- B Full size hand basin
- VC Vanity Cabinet
- FW Floor waste
- SC Sink with cupboard under
- WC Water closet
- HC Hose cock
- FC Filing Cabinet
- 1 x 5.4kg CO2 Fire Extinguisher c/w triangular sign

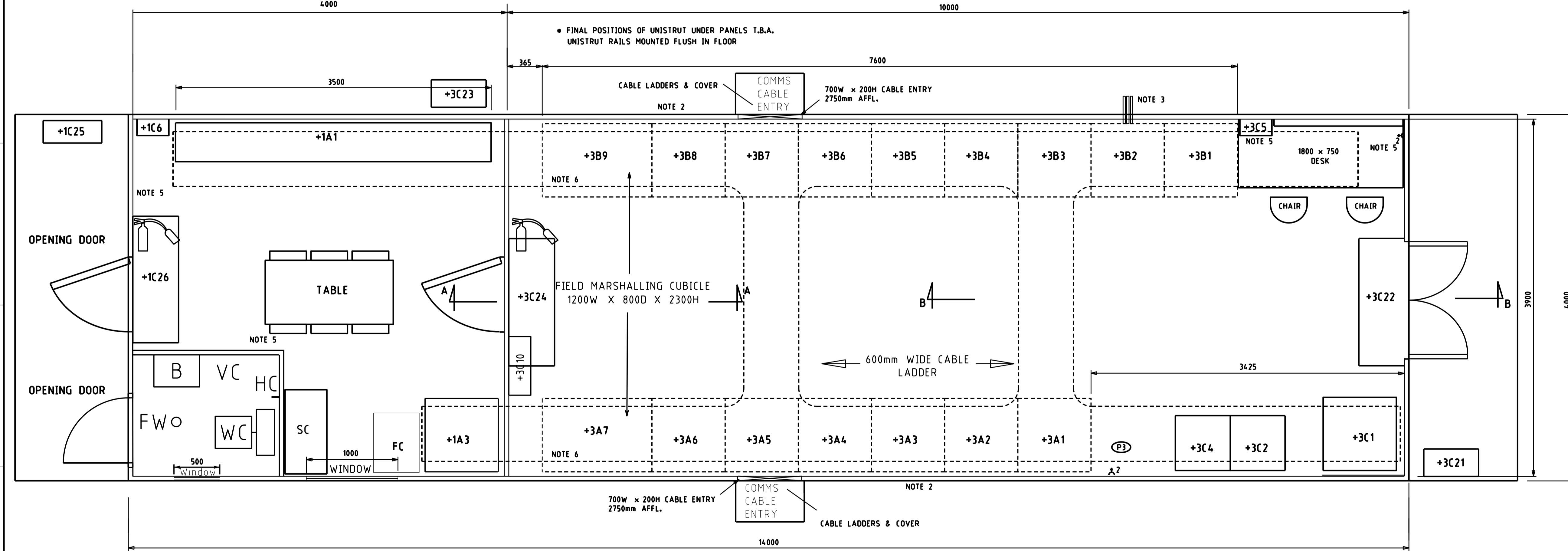
ITEM	DESCRIPTION	REMARKS
+1A1	AC CHANGEOVER DISTRIBUTION CUBICLE	
+1A3	BUILDING SECURITY ALARM/FIRE INDICATION PANEL	
+1C6	FIBRE OPTIC CABLE JUNCTION BOX OFS-200-ST-B-2-IP NO.2	
+1C25	AIR CONDITIONER No.3 OUTDOOR UNIT	
+1C26	AIR CONDITIONER No.3 INDOOR UNIT	
+3A1	FEEDER = 8DIAM8 - 010	
+3A2	COUPLER = 8DIAM8 - 030	
+3A3	FEEDER = 8DIAM8 - 020	
+3A4	FEEDER = 8DIAM8 - 010	
+3A5	COUPLER = 8DIAM8 - 030	
+3A6	FEEDER = 8DIAM8 - 020	
+3A7	FIELD MARSHALLING CUBICLE	
+3B1	STATION CUBICLE	
+3B2	TELECOMMUNICATIONS CUBICLE	
+3B3	PSPM & TWFL CUBICLE	
+3B4	NGM CUBICLE	
+3B5	FUTURE OPSWAN CUBICLE	
+3B6	SPARE	
+3B7	SPARE	
+3B8	SPARE	
+3B9	FIELD MARSHALLING CUBICLE	
+3C1	110V DC X & Y DISTRIBUTION BOARD & BATTERY CHARGER CUBICLE	
+3C2	110V DC X BATTERY BANK	
+3C3	NOT USED	
+3C4	110V DC Y BATTERY BANK	
+3C5	FIBRE OPTIC CABLE JUNCTION BOX OFS-200-ST-B-2-IP NO.1	
+3C9	SPARE	
+3C10	AC DISTRIBUTION CUBICLE	
+3C21	AIR CONDITIONER No.1 OUTDOOR UNIT	
+3C22	AIR CONDITIONER No.1 INDOOR UNIT	
+3C23	AIR CONDITIONER No.2 OUTDOOR UNIT	
+3C24	AIR CONDITIONER No.2 INDOOR UNIT	



EQUIPMENT DETAIL A



EQUIPMENT DETAIL B



- NOTES**
- FOLLOWING ITEMS TO BE INSTALLED ON INTERNALLY-PARTITIONED NETWORK/TELEPHONES AND 240V AC WALL CABLE DUCT.
 - (P1) 2 x 2 WAY INVERTER OUTLETS - RED (TO HAVE WARNING LABEL, WHITE LETTERING ON RED BACKGROUND; NOT FOR GENERAL USE)
 - (P2) 4 x 2 WAY GENERAL OUTLETS - WHITE (FROM AC DISTRIBUTION BOARD).
 - (D1) 1 x 2 WAY RJ45 SOCKETS - RED, FOR SCADA NETWORK CONNECTIONS.
 - (D2) 1 x 4 WAY RJ45 SOCKETS - WHITE, FOR ETHERNET CONNECTIONS.
 - PANELS TO BE MOUNTED 50mm AWAY FROM WALL.
 - 3 x DIAMETER 25mm WEATHER PROOF PENETRATIONS, 2850mm AFFL.
 - DIAMETER 32mm WALL PENETRATIONS FOR CONCEALED WIRING:
 - 2x PENETRATIONS AT 2850mm AFFL TO CARRY AC WIRING FROM ABOVE CABLE LADDER TO DUCT ABOVE DESK.
 - 1x PENETRATION AT 2400mm AFFL TO CARRY FIBRE OPTIC FROM BELOW COMMS DUCT TO DUCT ABOVE DESK.
 - 1 x 2 WAY RJ45 SOCKETS - WHITE (OPAX PHONES)
 - 1 x 2 WAY RJ45 SOCKETS - WHITE (PSTN PHONE & DATA/FAX)
 - 4 x 2 WAY GENERAL OUTLETS - WHITE (FROM AC DISTRIBUTION BOARD).
 - UNDER/BOTTOM FLOOR CABLE ENTRY INTO FIELD MARSHALLING KIOSK FLOOR/PENETRATION CUTOUT 1000L X 500W CUTOUT WITH 400L X 200W X 5 THICK AL.GLAND PLATE

FOR ELECTRICAL PLAN REFER: 410 SSD/303-011
 FOR SECURITY AND FIRE REFER: 410 SSD/303-012
 FOR PLAN AND ELEVATION REFER: 410 SSD/691-011

ElectraNet
 ISSUED FOR INFORMATION
 12/04/2011 & REV A.4
 PROJECT #11041
 SIGNED: M.PALLOTTA

REV	1	11041 FIRST ISSUE ENET	ECS	MJE	HMC	C	06/11
	2	DETAILS OF REVISION	RVD	CKD	APD	DATE	

© ElectraNet
 THIS DRAWING IS TO BE USED FOR THE PURPOSES IT HAS BEEN PROVIDED BY THE PERSON TO WHOM IT HAS BEEN PROVIDED, NEITHER THE DRAWING NOR ANY PART OF IT CAN BE REPRODUCED, COPIED OR ALTERED, WITHOUT THE CONSENT OF ElectraNet. ALL INFORMATION CONTAINED WITHIN THE DRAWING IS CONFIDENTIAL TO ElectraNet AND MUST NOT BE DISCLOSED TO A THIRD PARTY WITHOUT THE PRIOR CONSENT OF ElectraNet.

THIS TEMPLATE DRAWING IS A DESIGN TOOL
 TO BE MODIFIED TO SUIT INDIVIDUAL PROJECTS.
 ALL TEXTS SHOWN AS &TEXT& ARE GENERIC EXAMPLES

CREATED FROM TEMPLATE;	REV	SUB TITLE	COMBINED +&BLD& AMENITIES AND +&BLD& CONTROL BUILDING 14 PANELS ElectraNet - electricity transmission			
DRAWING WAS PREVIOUSLY;	REV	TITLE				
DRN	ECS	06/11	SCALE N.T.S. A1 410 SSD/301-011 REV A DISTB			
CKD	M.ELDRIDGE	06/11				
INSP	M.PALLOTTA	06/11				
AUTH	H.McCARTER	06/11				