



Electricity Distribution

Annual Tariff Proposal 2015

1 January 2015

mission **zero**



Issue/Amendment Status

Issue Number	Date	Description	Author	Approved by
14	31/10/2014	Updated for 2015 Tariffs	Eric Howie	Tom Hallam
13	31/10/2013	Updated for 2014 Tariffs	Eric Howie	Tom Hallam
12	31/10/2012	Updated for 2013 Tariffs	Eric Howie	Tom Hallam
11	31/10/2011	Updated for 2012 Tariffs	Eric Howie	Tom Hallam
10	22/11/2010	Updated for 2011 Tariffs	Eric Howie	Tom Hallam
9	4/11/2009	Updated for 2010 Tariffs	Eric Howie	Tom Hallam
8	3/11/2008	Updated for 2009 Tariffs	Eric Howie	Patrick Murphy
7	31/10/2007	Updated for 2008 Tariffs	Eric Howie	Patrick Murphy
6	01/11/2006	Updated for 2007 Tariffs	Tom Hallam	Patrick Murphy

Disclaimer

This template is for generating internal and external document belonging to AusNet Services and may or may not contain all available information on the subject matter this document purports to address. The information contained in this document is subject to review AusNet Services may amend this document at any time. Amendments will be indicated in the Amendment Table, but AusNet Services does not undertake to keep this document up to date.

To the maximum extent permitted by law, AusNet Services makes no representation or warranty (express or implied) as to the accuracy, reliability, or completeness of the information contained in this document, or its suitability for any intended purpose. AusNet Services (which, for the purposes of this disclaimer, includes all of its related bodies corporate, its officers, employees, contractors, agents and consultants, and those of its related bodies corporate) shall have no liability for any loss or damage (be it direct or indirect, including liability by reason of negligence or negligent misstatement) for any statements, opinions, information or matter (expressed or implied) arising out of, contained in, or derived from, or for any omissions from, the information in this document.

Contact

This document is the responsibility of Regulatory and Network Strategy, AusNet Services. Please contact the indicated owner of the document below with any inquiries.

Eric Howie
 AusNet Services
 Level 31, 2 Southbank Boulevard
 Melbourne Victoria 3006
 Ph: (03) 9695 6000

Table of Contents

1 Regulatory Environment	5
1.1 Electricity distribution	5
1.2 Victorian electricity industry regulatory arrangements	5
1.3 National Electricity Rules Pricing Arrangements	6
1.4 The Annual Network Tariff Proposal	7
1.5 Electricity Distribution Price Review requirements	9
1.6 Tariffs: Network; Alternative Control Services; & Prescribed Metering Charges	11
1.7 Tariffs	13
1.7.1 <i>Tariff classes</i>	13
1.7.2 <i>AusNet Services' Tariffs</i>	14
1.8 New Tariffs for 2015	18
1.8.1 <i>New tariffs in 2015</i>	18
1.8.2 <i>New Tariffs in 2013</i>	18
1.9 2015 Network Tariff Description	18
1.9.1 <i>Residential Tariffs</i>	18
1.9.2 <i>Dedicated Circuit Supplies (Storage Water and Space Heating)</i>	26
1.9.3 <i>Small Business Tariffs</i>	29
1.9.4 <i>Medium Customer Tariffs > 50 kVA & < 150 kVa and > 160MWh & < 400MWh</i>	34
1.9.5 <i>Large Low Voltage Customer Tariffs > 150 kVA and > 400MWh</i>	39
1.9.6 <i>High Voltage Tariffs (Nominal Voltage > 1000 Volts)</i>	43
1.9.7 <i>Sub-transmission Customer Tariffs</i>	45
1.10 Time of Use Tariffs for Interval meters	47
1.10.1 <i>Time of Use Tariff</i>	48
1.11 Parent tariff categories	58
1.12 Combination Tariffs	59
1.13 Closed Tariffs	59
1.14 Forthcoming changes in network tariffs	59
1.14.1 <i>Small Residential & Business tariffs</i>	59
1.14.2 <i>Large Business tariffs</i>	60
2 Efficient Pricing bounds	63
2.1 Pricing and future investment requirements	63
3 Tariff Management in 2015	64
3.1 Re-assignments that have occurred and will take place, including a rationale	64

3.1.1 <i>Tariff Reassignments</i>	64
3.1.2 <i>Power Factor Correction</i>	64
3.1.3 <i>Other load and demand management</i>	67
3.1.4 <i>Demand Reset</i>	67
4 Usage/Quantity Information	68
4.1 Details on quantities (usage and customer numbers)	68
4.2 Future Network constraints	68
5 Annual Adjustment Variables	68
5.1 Effect on individual tariffs components	70
5.2 Impact of Network Tariffs	70
6 Attachments	72
6.1 AusNet Services' Supply Area	72
6.2 Schedule of Distribution Use of System Tariffs	73
6.3 Schedule of Transmission Use of System Tariffs	91
6.4 Schedule of Jurisdictional Use of System Tariffs	109
6.5 Schedule of Network Use of System Tariffs	127
6.6 Rules Applying to the Assignment and Reassignment of Network Tariffs	145
6.6.1 <i>Initial Tariff Assignment</i>	145
6.6.2 <i>Residential Customers</i>	145
6.6.3 <i>Industrial & Commercial Customers – Small (up to 160MWh/year)</i>	146
6.6.4 <i>Tariff Re-assignment</i>	146
6.7 Rules for Determining a Customers Maximum Demand	147
6.7.1 <i>Definitions:</i>	147
6.7.1 <i>Customers Supplied on a Critical Peak Demand Tariff</i>	148
6.8 Qualifying Loads for Off Peak Dedicated Circuit and Controlled loads	149
6.9 Schedule of Prescribed Metering Services	151
6.10 Alternative Control & Quoted Services	153
6.11 Public Lighting Services	155

1 Regulatory Environment

1.1 Electricity distribution

AusNet Electricity Services Pty Ltd holds a licence to distribute electricity in eastern Victoria; the supply area extends from the outer eastern suburbs of Melbourne to the New South Wales border in the north east of the state. A map of the area is provided in Attachment 6.1. AusNet Electricity Services Pty Ltd trades under the name AusNet Services.

AusNet Services manages and maintains the electricity network aiming to deliver electricity to customers within the area in line with industry best practice. The primary source of funding for a range of prescribed services that AusNet Services undertakes is the revenue obtained from Network Tariffs.

1.2 Victorian electricity industry regulatory arrangements

Generation and electricity retailing are both competitive markets in Victoria. The efficient regulation and transparent pricing of monopoly transmission and distribution network services support and facilitate these competitive market sectors.

The move to create a competitive electricity market began with the 1991 Industry Commission Report on the Electricity Industry. In the intervening period, Federal and State Governments have worked to restructure the electricity industry and establish effective competition in electricity markets.

The National Electricity Market commenced in December 1998 and includes the eastern states of Victoria, New South Wales, Queensland, the Australian Capital Territory ('ACT'), South Australia and Tasmania. The National Electricity Market is governed by a set of market rules contained in the National Electricity Rules ('the Rules'). These rules are available on the Australian Energy Market Commission (AEMC) web site at <http://www.aemc.gov.au/>.

The Victorian Government has introduced competition in the state electricity retail market. Full retail competition was extended to all customers on 1 January 2002, allowing customers to choose their energy retail suppliers and has led to the deregulation of the retail electricity price. The Victorian government has determined that retailers must publish Standing Offer Tariffs that act as a 'safety net' for customers from 1 January 2009 following the cessation of the default retail prices on 31 December 2008. From September 2013 residential customers with a logically converted AMI meter have also been able to elect to take a Flexible Tariff that enables them to reduce their energy costs by using power in cheaper shoulder and off peak times rather than at peak times.

The Victorian electricity industry has undergone major structural change with the introduction of generation and retail sales competition. This has involved:

- The establishment and privatisation of AusNet Services and four other electricity distributors;
- The restructuring of each utility into separate retail and network service activities;
- The establishment of a privatised transmission owner;
- The establishment of a government owned transmission operator;
- The creation of privatised generation companies; and

- The introduction of the National Electricity Market and full retail competition;
- The transfer of responsibility for energy networks regulation from the Victorian Essential Services Commission to the Australian Energy Regulator
- The establishment of Advanced Metering Infrastructure (smart meters) throughout Victoria
- The implementation of Flexible Tariff structures that use the smart meter technology to apply a time of use pricing.

These structural changes are a key component of competition reforms designed to offer customers substantial efficiency improvements, a choice of retail suppliers of energy, better customer service and a wider variety of innovative energy services.

As a holder of a Victorian Distribution Licence, AusNet Services' prices and the terms and conditions under which electricity is distributed were regulated by the Essential Services Commission ('the Commission') up until 31 December 2008. From 1 January 2009 the economic regulation of the Victorian energy distribution is performed by the Australian Energy Regulator (AER).

The AER is required to carry out its regulatory duties with reference to a range of regulatory instruments that establish the responsibilities of the Victorian distributors. These instruments consist of Acts of the Commonwealth and Victorian Parliaments; Orders made by the Governor in Council; Determinations made by the Commission; Guidelines published by the Commission; the National Electricity Rules; the System Code; the Electricity Distribution Code; the Energy Retail Code; the Electricity Customer Metering Code; the Public Lighting Code; and the Electricity Customer Transfer Code.

1.3 National Electricity Rules Pricing Arrangements

Under the above regulatory instruments, the AER now regulates AusNet Services' electricity distribution revenues and tariffs. The National Electricity Rules (the Rules) that the AER administers establish basic pricing principles that AusNet Services must adhere to. These are outlined in Chapter 6 of the Rules in particular 6.18.5 states:

6.18.5 Pricing principles

- (a) For each tariff class, the revenue expected to be recovered should lie on or between:
- (1) an upper bound representing the stand alone cost of serving the retail customers who belong to that class; and
 - (2) a lower bound representing the avoidable cost of not serving those retail customers.
- (b) A tariff, and if it consists of 2 or more charging parameters, each charging parameter for a tariff class:
- (1) must take into account the long run marginal cost for the service or, in the case of a charging parameter, for the element of the service to which the charging parameter relates; and
 - (2) must be determined having regard to:
 - (i) transaction costs associated with the tariff or each charging parameter; and
 - (ii) whether retail customers of the relevant tariff class are able or likely to respond to price signals.

- (c) If, however, as a result of the operation of paragraph (b), the *Distribution Network Service Provider* may not recover the expected revenue, the provider must adjust its tariffs so as to ensure recovery of expected revenue with minimum distortion to efficient patterns of consumption.

In addition, 6.18.5 of the Rules places a side constraint on individual tariffs. This states that no tariff class shall rise by more than 2 per cent above the movement in CPI after allowing for the movement in the X-Factor, S-Factor, Licence fee adjustments and any pass-through amounts. Further detail on how AusNet Services complies with these requirements is set out in Section 2.

The AEMC is currently conducting a review of the rules in relation to Distribution Pricing Arrangements. An update to the status of this review can be found on the AEMC website under Reference code ERC0161.

1.4 The Annual Network Tariff Proposal

AusNet Services must prepare and Annual Pricing Proposal as part of the requirement under the Rules the proposal must set out, among other things:

- (1) set out the *tariff classes* that are to apply for the relevant *regulatory year*; and
- (2) set out the proposed tariffs for each tariff class; and
- (3) set out, for each proposed tariff, the charging parameters and the elements of service to which each charging parameter relates; and
- (4) set out, for each tariff class related to standard control services, the expected weighted average revenue for the relevant regulatory year and also for the current regulatory year; and
- (5) set out the nature of any variation or adjustment to the tariff that could occur during the course of the regulatory year and the basis on which it could occur; and
- (6) set out how designated pricing proposal charges are to be passed on to customers and any adjustments to tariffs resulting from over or under recovery of those charges in the previous regulatory year; and
- (6A) set out how jurisdictional scheme amounts for each approved jurisdictional scheme are to be passed on to customers and any adjustments to tariffs resulting from over or under recovery of those amounts; and
- (6B) describe how each approved jurisdictional scheme that has been amended since the last jurisdictional scheme approval date meets the jurisdictional scheme eligibility criteria; and
- (7) demonstrate compliance with the Rules and any applicable distribution determination; and
- (8) describe the nature and extent of change from the previous regulatory year and demonstrate that the changes comply with the *Rules* and any applicable distribution determination.

The purpose of this proposal is to enable distribution customers to understand the basis for the tariff policies adopted by AusNet Services and to communicate changes in tariffs.

Customers receive an electricity bill that contains the following elements:

- Network Charges;
- Distribution, transmission and Jurisdictional charges;
- Metering Charges
- Energy charges; and
- Retail and market charges.

This proposal addresses only the distribution, transmission and jurisdictional components of a customers' electricity bill and includes the following:

- The distribution transmission and jurisdictional tariffs charged by the distributor;
- A discussion of the policy framework and tariff principles adopted by the distributor in framing the structures and level of its tariffs;
- An explanation of the basis on which the distributor has determined the appropriate breakdown between fixed and variable charges;
- The rationale for the introduction of any new tariffs, or the withdrawal of tariffs;
- An explanation of how the distributor has had regard to the consideration of upper and lower bounds in determining its distribution tariffs;
- The extent to which the tariff structures adopted provide efficient consumption signals to distribution customers;
- The methodology adopted for allocating transmission-related costs to distribution customers through its transmission tariffs; and
- An estimate of the average annual distribution and transmission charge (in \$) for each combination of distribution and transmission tariff.

Customers may also be billed for other distribution services that are not covered by the above prescribed service activities. These services are referred to in the rules as Alternative Control Services. Typical examples of these services are Field Officer Visits, Truck Visits and Connection Services for new customers. Prices for these services are also included in this proposal.

1.5 Electricity Distribution Price Review requirements

Under the 2011-15 Electricity Distribution Price Review AusNet Services' tariffs are subject to a Weighted Average Price Cap form of regulation. Under the Weighted Average Price Cap regulation distribution prices are varied each year in accordance with the formula set out in Section 4.5.1 of the AER Final Decision which is as follows:

$$\frac{\sum_{i=1}^n \sum_{j=1}^m p_t^{ij} \times q_{t-2}^{ij}}{\sum_{i=1}^n \sum_{j=1}^m p_{t-1}^{ij} \times q_{t-2}^{ij}} \leq (1 + CPI_t) \times (1 - X_t) \times (1 + S_t) \times (1 + L_t) \pm (passthrough_t)$$

Where AusNet Services has 'n' distribution tariffs, which each have up to 'm' distribution tariff components, and where:

regulatory year 't' is the regulatory year in respect of which the calculation is being made;

regulatory year 't-1' is the regulatory year immediately preceding regulatory year 't';

regulatory year 't-2' is the regulatory year immediately preceding regulatory year 't-1';

p_t^{ij} is the proposed distribution tariff for component j of distribution tariff i in regulatory year t;

p_{t-1}^{ij} is the distribution tariff being charged in regulatory year t-1 for component j of distribution tariff i;

q_{t-2}^{ij} is the quantity of component j of distribution tariff i that was delivered in regulatory year t-2;

CPI_t is calculated as follows:

The Consumer Price Index, All Groups Index Number (weighted average of eight capital cities) published by the Australia Bureau of Statistics for the September Quarter immediately preceding the start of regulatory year t;

divided by

The Consumer Price Index, All Groups Index Number (weighted average of eight capital cities) published by the Australia Bureau of Statistics for the September Quarter immediately preceding the start of regulatory year t-1;

minus one.

X_t is the value of X for year t of the regulatory control period as determined by the AER in chapter 18 of the Final Decision;

S_t is the Service Target Performance Incentive Scheme factor to be applied in regulatory year t ;

L_t is the licence fee pass through adjustment to be applied in regulatory year t in accordance with Appendix E of this Final Decision; and

$passthrough_t$ represents approved pass through amounts with respect to regulatory year t as determined by the AER under clause 6.6 of the NER and chapter 16 and Appendix E of the Final Decision.

Each year the prices are also subject to a Side Constraint formula that limits the amount by which a tariff can be increased. Section 4.5.2 sets out the Side Constraint formula to apply to Standard Control services for the Regulatory Control period as follows:

$$\frac{\sum_{i=1}^n \sum_{j=1}^m p_t^{ij} \times q_{t-2}^{ij}}{\sum_{i=1}^n \sum_{j=1}^m p_{t-1}^{ij} \times q_{t-2}^{ij}} \leq (1 + CPI_t) \times (1 - X_t) \times (1 + S_t) \times (1 + L_t) \times (1 + 2\%) \pm (passthrough_t)$$

Where for each tariff class AusNet Services has n distribution tariffs, which each have up to m distribution tariff components, and where:

regulatory year “ t ” is the regulatory year in respect of which the calculation is being made;

regulatory year “ $t-1$ ” is the regulatory year immediately preceding regulatory year “ t ”;

regulatory year “ $t-2$ ” is the regulatory year immediately preceding regulatory year “ $t-1$ ”;

p_t^{ij} is the proposed distribution tariff for component j of distribution tariff i in regulatory year t ;

p_{t-1}^{ij} is the distribution tariff being charged in regulatory year $t-1$ for component j of distribution tariff i ;

q_{t-2}^{ij} is the quantity of component j of distribution tariff i that was delivered in regulatory year $t-2$;

CPI_t is calculated as follows:

The Consumer Price Index, All Groups Index Number (weighted average of eight capital cities) published by the Australia Bureau of Statistics for the September Quarter immediately preceding the start of regulatory year t ;

divided by

The Consumer Price Index, All Groups Index Number (weighted average of eight capital cities) published by the Australia Bureau of Statistics for the September Quarter immediately preceding the start of regulatory year $t-1$;

minus one.

X_t is the value of X for year t of the regulatory control period as determined by the AER in chapter 18 of the Final Decision. If $X > 0$, then X will be set equal to zero for the purposes of the side constraint formula;

S_t is the Service Target Performance Incentive Scheme factor to be applied in regulatory year t ;

L_t is the licence fee pass through adjustment to be applied in regulatory year t in accordance with Appendix E of this Final Decision; and

$passthrough_t$ represents approved pass through amounts with respect to regulatory year t as determined by the AER under clause 6.6 of the NER and chapter 16 and Appendix E of the Final Decision.

1.6 Tariffs: Network; Alternative Control Services; & Prescribed Metering Charges

AusNet Services levies Network Tariffs on customers supplied with electricity within its Distribution Area outlined in Schedule 2 of its Distribution Licence as varied on 14 January 2005. This proposal applies from 1 January 2015 to 31 December 2015 and is applicable to all customers in AusNet Services' distribution area

The approved tariffs for 2015 are presented as follows:

- Distribution Tariffs (DUOs) Attachment 6.2
- Transmission Tariffs (TUOs) Attachment 6.3
- Jurisdictional Scheme Tariffs (JS) Attachment 6.4
- Network Tariffs (NUOs) Attachment 6.5
- Tariff Assignment Attachment 6.6
- Maximum Demand Rules Attachment 6.7
- Prescribed Metering Charges Attachment 6.8
- Alternative Control Services Attachment 6.9

- Public Lighting

Attachment 6.10

1.7 Tariffs

1.7.1 Tariff classes

AusNet Services has the following Tariff Classes for network tariffs:

Low Voltage	Customers taking supply at less than 1000 Volts
Small Residential	Residential Customers using up to 160MWh a year
Small Business	Business Customers using up to 160MWh a year
Medium	Business Customers using > 160MWh a year and up to 400MWh a year
Large 1	Business Customers using > 400MWh a year and up to 750MWh a year
Large 2	Business Customers using > 750MWh a year and up to 2GWh a year
Large 3	Business Customers using > 2GWh a year and up to 4GWh a year
Large 4	Business Customers using over 4GWh a year
High Voltage	Customers taking supply between 1,000 Volts and 22,000 Volts
High Voltage 1	Customers taking a low volume of supply at high voltage
High Voltage 2	Customers taking high volume supply at high voltage
High Voltage 3	Customers taking supply at high voltage for traction supplies
Sub Transmission	Customers taking supply at greater than 22,000 Volts
Extra High Voltage 1	Customers taking <25MVA supply <20kM from a terminal station
Extra High Voltage 2	Customers taking >25MVA supply <20kM from a terminal station
Extra High Voltage 3	Customers taking <25MVA supply >20kM from a terminal station
Extra High Voltage 4	Customers taking supply in Latrobe Valley coal production mines

1.7.2 AusNet Services' Tariffs

AusNet Services currently has the following approved Tariffs. Schedules setting out the current rates for each of these tariffs are attached to this document. All times are in Australian Eastern Standard Time, ie: not Australian Daylight Savings Time unless specifically noted.

Low Voltage Small Customer Tariffs < 160 MWh usage per year

Tariff Code	Tariff Type
Small Residential	
NEE11	Residential Single rate
NSP11	Residential – Interval metered Time of Use
NEN11	Residential Single rate – embedded network connection
NGT11	Residential Interval Metered Single rate, Victorian Government initiated.
NEE13	Residential Single rate and Dedicated Circuit
NGT13	Residential Interval Metered Single rate and Dedicated Circuit, Victorian Government initiated.
NEN13	Residential Single rate and Dedicated Circuit – embedded network connection
NEE14	Residential Single rate & Dedicated Circuit with afternoon boost
NGT14	Residential Interval Metered Single rate & Dedicated Circuit with afternoon boost, Victorian Government initiated.
NEN14	Residential Single rate & Dedicated Circuit with afternoon boost – embedded network connection
NEE15	Residential Single rate & Dedicated Circuit 8pm to 8am
NGT15	Residential Interval Metered Single rate & Dedicated Circuit 8pm to 8am, Victorian Government initiated.
NEN15	Residential Single rate & Dedicated Circuit 8pm to 8am – embedded network connection
NEE20	Residential two rate five day
NSP20	Residential - Interval metered Time of Use
NEN20	Residential two rate five day – embedded network connection
NEE23	Residential Photovoltaic two rate 5 day
NSP23	Residential Photovoltaic – Interval metered Time of Use
NEE24	Residential two rate five day – Off Peak 8pm to 8am Monday – Friday and all weekend

Tariff Code	Tariff Type
NGT26	Residential – Interval metered multiple rates Time of Use, Victorian Government initiated.
NGT23	Residential – Interval metered multiple rates Time of Use & Dedicated Circuit, Victorian Government initiated.
NGT24	Residential – Interval metered multiple rates Time of Use & Dedicated Circuit with afternoon boost, Victorian Government initiated.
NGT25	Residential – Interval metered multiple rates Time of Use & Dedicated Circuit 8pm to 8am, Victorian Government initiated.
NEE30	Dedicated Circuit
NSP30	Dedicated Circuit – Interval metered Time of Use
NEE31	Dedicated Circuit with afternoon boost
NSP31	Dedicated Circuit with afternoon boost – Interval metered Time of Use
NEE32	Dedicated Circuit 8pm to 8am
NSP32	Dedicated Circuit 8pm to 8am – Interval metered Time of Use
Small Business	
NEE12	Business Single rate
NSP12	Business – Interval metered Time of Use
NEN12	Business Single rate – embedded network connection
NEE16	Business Single rate & Dedicated Circuit
NEN16	Business Single rate & Dedicated Circuit – embedded network connection
NEE17	Business Single rate & Dedicated Circuit with afternoon boost
NEN17	Business Single rate & Dedicated Circuit with afternoon boost – embedded network connection
NEE18	Business Single rate & Dedicated Circuit 8pm to 8am
NEN18	Business Single rate & Dedicated Circuit 8pm to 8am – embedded network connection
NSP95	Small Business two rate five day
NSP21	Business - Interval metered Time of Use
NEN21	Small Business two rate five day – embedded network connection
NEE26	Photovoltaic Victorian Standard Feed in tariff
NEE25	Small Business two rate five day – Off Peak 8pm to 8am Monday – Friday and all

Tariff Code	Tariff Type
	weekend
NEE27	Small Business Photovoltaic two rate 5 day
NEE28	Small Business Photovoltaic Victorian Standard Feed in tariff
NSP27	Business – Low peak rate Interval metered Time of Use

Low Voltage Medium Customer Tariffs > 160 MWh and < 400 MWh usage per year

Tariff Code	Tariff Type
Medium Business	
NEE40	Single Rate
NEE41	Single Rate and Dedicated Circuit
NEE42	Single Rate and Dedicated Circuit with afternoon boost
NEE43	Single Rate and Dedicated Circuit 8pm to 8am
NEE51	Two rate 5 day
NEE52	Unmetered supplies
NEE55	Snowfield Seasonal single rate
NSP55	Snowfield Seasonal – Interval metered Time of Use
NSP56	Critical Peak Demand multirate > 50 kVA & < 400 MWh
NEN56	Demand multirate – embedded network connection
NEE60	Two rate 7 day

Low Voltage Large Customer Tariffs > 400 MWh

Tariff Code	Tariff Type
Large 1 Business	
NEE74	Two rate 5 Day
NSP75	Critical Peak Demand multi-rate > 150kVA & < 750 MWh
Large 2 Business	
NSP76	Critical Peak Demand multi-rate > 280kVA & > 750 MWh
Large 3 Business	
NSP77	Critical Peak Demand multi-rate > 550kVA & > 2 GWh
Large 4 Business	
NSP78	Critical Peak Demand multi-rate > 850kVA & > 4 GWh

High Voltage Customer Tariffs (6.6kV, 11kV & 22kV)

Tariff Code	Tariff Type
High Voltage 1	
NSP81	Critical Peak Two rate 5 Day demand supplied at > 1kV
High Voltage 2	
NSP82	Critical Peak Traction Two rate 5 Day demand supplied at > 1kV
High Voltage 3	
NSP83	Critical Peak Multi rate 5 Day demand supplied at > 1kV

Sub Transmission Customer Tariffs (66kV)

Tariff Code	Tariff Type
Extra High Voltage 1	
NSP91	Critical Peak Two rate 5 Day demand supplied at 66kV
Extra High Voltage 2	
NEE93	Two rate 5 day tariff supply to Latrobe Valley mines.
Extra High Voltage 3	
NSP94	Critical Peak Two rate 5 Day demand supplied at 66kV
Extra High Voltage 4	
NSP95	Critical Peak Two rate 5 Day demand supplied at 66kV

1.8 New Tariffs for 2015

1.8.1 New tariffs in 2015

AusNet Services has not introduced any new tariffs for 2015. During this time AusNet Services anticipates that customers will make decisions on the adoption of new tariff structures and tariffs introduced in previous years will be assigned to customers at their request.

1.8.2 New Tariffs in 2013

Since 2011 the Victorian Government has consulted with Victorian Electricity Industry participants on the introduction of flexible pricing in an orderly manner that would allow customers to make informed choices. In 2013 in support of this approach AusNet Services introduced a new tariff and varied an existing tariff. These two tariffs have been clearly identified by their tariff Codes, NGT11 and NGT26.

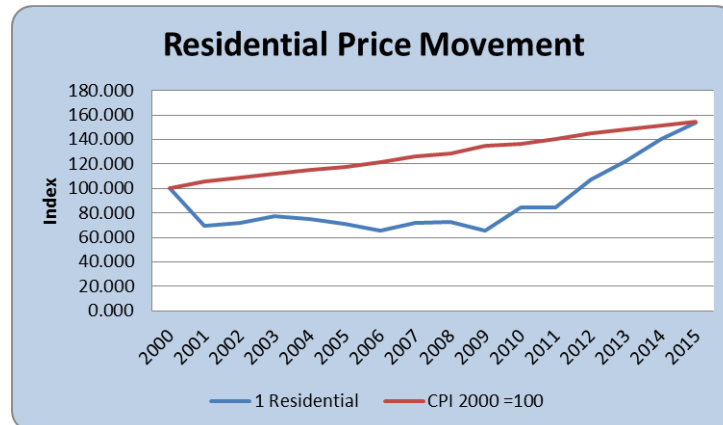
NGT11, a new tariff, is a single rate tariff that provides customers with the option of a pricing structure that remains constant throughout the day and throughout the year. NGT26 is a tariff that was formerly NSP26 and has been restructured to adapt to the tariff structure nominated in the Victorian Government's *Introduction of Flexible Pricing – Position Paper* for a multi rate time of use tariff. Details of each of these tariffs are outlined in section 1.9.1. Both tariffs will also be combined with dedicated circuit tariffs as NGT13, NGT14, NGT15 NGT23, NGT24 and NGT25.

1.9 2015 Network Tariff Description

1.9.1 Residential Tariffs

AusNet Services' residential tariffs apply to customers using less than 160MWh a year for predominantly private domestic purposes. These customers are connected to the low voltage

network, 240/415 volts and with a maximum load less than 50kVA. The following chart shows how Distribution Use of System Charges have varied for this group of customers since 2000 compared to the CPI over the same period.



NEE11 – Small Residential Block Tariff

NEN11 – Small Residential Block Tariff Embedded Network Connection

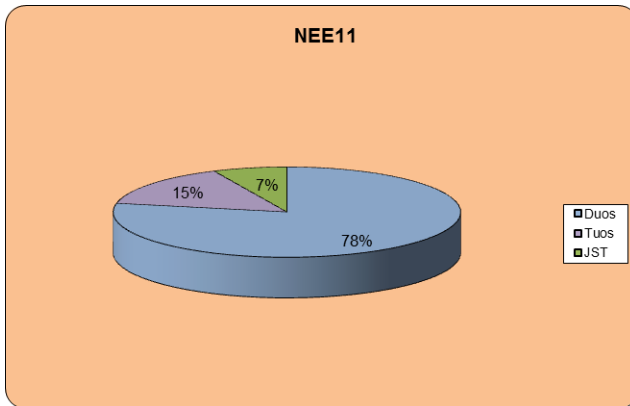
These Network Tariffs apply only to residential customers who consume less than 160 MWh per annum. The minimum meter requirement for a customer on this tariff is a basic type 6 single register meter.

The Small Residential Block tariff consists of a standing charge and a block usage rate. The first block applies to all usage less than 1,020 kWh per quarter. The second block rate is higher than the first block rate and applies to all usage greater than 1,020 kWh per quarter. The consumption level of 1,020 kWh for the first block was based on the original retail Maximum Uniform Tariff GD/GR.

The two-part block tariff is targeted to allocating more of the demand-related costs to customers with larger annual energy consumption. The higher usage rate for the second block provides a pricing signal to these higher usage customers relating to the increased demand these customers place on the network at peak times.

NEE11						
	Base Case	Very Low	Low	Average	High	Very High
Energy	4.53 MWh	1.36 MWh	3.17 MWh	4.53 MWh	5.88 MWh	7.69 MWh
Existing	\$ 534.73	\$ 205.22	\$ 393.51	\$ 534.73	\$ 675.95	\$ 864.24
Proposed	\$ 580.98	\$ 217.15	\$ 425.05	\$ 580.98	\$ 736.90	\$ 944.80
Change	8.65%	5.81%	8.01%	8.65%	9.02%	9.32%

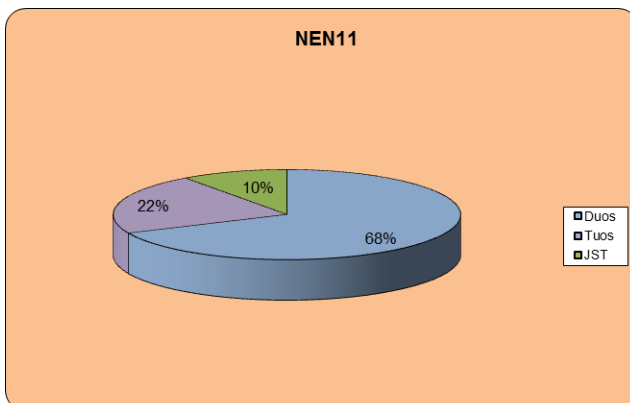
The chart below shows 2015 DUoS TUoS and Jurisdictional charges as a proportion of the network charge for an average user.



NEN11 was introduced in 2008 and applies to residential customers taking supply from a low voltage network owned and maintained by a third party. The third party network must be connected to the AusNet Services network with no low voltage (415v/240v) assets beyond the HV to LV transformer.

NEN11						
	Base Case	Very Low	Low	Average	High	Very High
Energy	4.63 MWh	1.39 MWh	3.24 MWh	4.63 MWh	6.02 MWh	7.88 MWh
Existing	\$ 366.55	\$ 154.77	\$ 275.79	\$ 366.55	\$ 457.32	\$ 578.34
Proposed	\$ 409.68	\$ 165.76	\$ 305.14	\$ 409.68	\$ 514.22	\$ 653.60
Change	11.77%	7.10%	10.64%	11.77%	12.44%	13.01%

The chart below shows 2015 DUoS TUoS and Jurisdictional charges as a proportion of the network charge for an average user.



NGT11 – Small Residential Interval Metered Single rate, Victorian Government initiated.

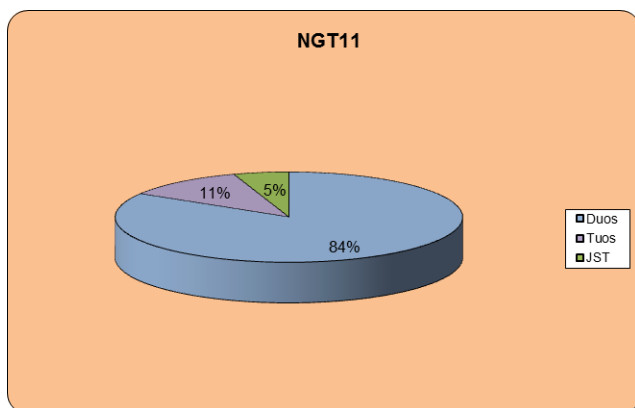
NGT11 was a new tariff introduced in 2013 created to facilitate the Victorian Governments policy on the introduction of “Flexible Pricing” for customers with AMI meters installed. This Network Tariff applies only to residential customers who consume less than 160 MWh per annum. The minimum meter requirement for a customer on this tariff is a logically converted AMI interval type 5 single element meter.

The tariff consists of a standing charge and a single usage rate. The single rate applies to all usage regardless of time or day of use. The government initiative includes a requirement for Retailers to provide retail products based on this network tariff structure.

Assignment to this tariff will only be made where a customer provides their retailer with an explicit and informed consent that they wish to be assigned to this tariff. No holding period applies and the customer may request at any time that they be reverted to their previous legacy tariff if they have not changed retailer or to any other appropriate open tariff regardless of their retailer status.

NGT11						
	Base Case	Very Low	Low	Average	High	Very High
Energy	4.53 MWh	1.36 MWh	3.17 MWh	4.53 MWh	5.88 MWh	7.69 MWh
Existing	\$ 661.82	\$ 243.34	\$ 482.47	\$ 661.82	\$ 841.16	\$ 1,080.29
Proposed	\$ 779.64	\$ 276.74	\$ 564.11	\$ 779.64	\$ 995.16	\$ 1,282.53
Change	17.80%	13.73%	16.92%	17.80%	18.31%	18.72%

The chart below shows 2015 DUoS TUoS and Jurisdictional charges as a proportion of the network charge for an average user.



NEE20 – Small Residential Two Rate

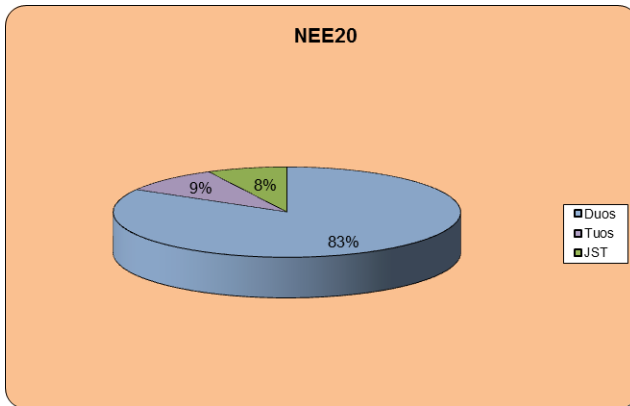
NEN20 – Small Residential Two Rate Embedded Network Connection

The Small Residential two-rate tariff was originally based on the retail Maximum Uniform Tariff GH/GL for residential customers. These customers require, as a minimum, a basic type 6 dual register with an electronic time switch, capable of switching all load to off-peak overnight and at weekends. Where customers on these tariffs have a qualifying off peak load AusNet Services will provide a switching service to operate the appliance for either an 8 hour period or 6 hour period within the nominated off peak time period.

The two-rate tariff provides customers with incentives to manage load, and is the optimum tariff for small residential customers who are able to move a high proportion of energy consumption to off-peak times over night and on weekends.

NEE20						
	Base Case	Very Low	Low	Average	High	Very High
Energy	7.38 MWh	2.21 MWh	5.16 MWh	7.38 MWh	9.59 MWh	12.54 MWh
Existing	\$ 684.74	\$ 261.67	\$ 503.43	\$ 684.74	\$ 866.06	\$ 1,107.81
Proposed	\$ 887.44	\$ 327.90	\$ 647.64	\$ 887.44	\$ 1,127.24	\$ 1,446.98
Change	29.60%	25.31%	28.65%	29.60%	30.16%	30.62%

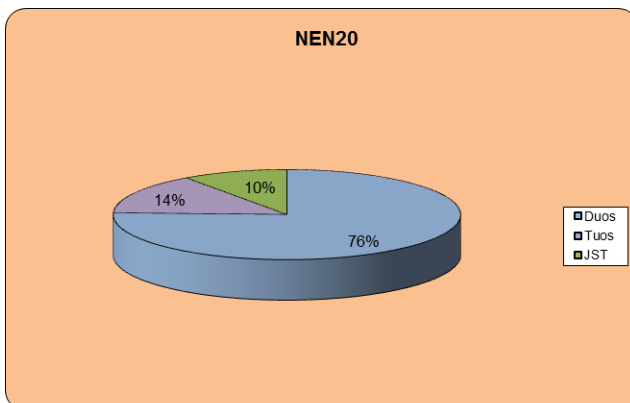
The chart below shows 2015 DUoS TUoS and Jurisdictional charges as a proportion of the network charge for an average user.



NEN20 was introduced in 2008 and applies to residential customers taking supply from a low voltage network owned and maintained by a third party. The third party network must be connected to the AusNet Services network with no low voltage (415v/240v) assets beyond the HV to LV transformer.

NEN20						
	Base Case	Very Low	Low	Average	High	Very High
Energy	9.08 MWh	2.72 MWh	6.36 MWh	9.08 MWh	11.81 MWh	15.44 MWh
Existing	\$ 685.18	\$ 261.81	\$ 503.73	\$ 685.18	\$ 866.63	\$ 1,108.55
Proposed	\$ 778.41	\$ 295.19	\$ 571.31	\$ 778.41	\$ 985.50	\$ 1,261.62
Change	13.61%	12.75%	13.42%	13.61%	13.72%	13.81%

The chart below shows 2015 DUoS TUoS and Jurisdictional charges as a proportion of the network charge for an average user.



NGT26 – Small Residential Interval Metered Multiple rate ToU, Victorian Government initiated.

NGT26 was introduced in 2013 and was created to facilitate the Victorian Governments policy on the introduction of “Flexible Pricing” for customers with AMI meters installed. This Network Tariff applies only to residential customers who consume less than 160 MWh per annum. The minimum meter requirement for a customer on this tariff is a logically converted AMI interval type 5 single element meter. This tariff may also be applied where an AMI interval type 5 two element meter is installed.

The tariff consists of a standing charge and peak, shoulder, and off peak usage rates. The periods for each rate are:

Summer (2:00AM AEST First Sunday in October to 2:00AM AEST First Sunday in April)

Peak (3:00pm to 9:00pm AEDT Mon – Fri)

Shoulder (7:00am to 3:00pm & 9:00pm to 10:00pm AEDT Mon – Fri)

(7:00am to 10:00pm AEDT Weekends)

Off Peak (All other times)

Winter (2:00AM AEST First Sunday in April to 2:00AM AEST First Sunday in October)

Peak (3:00pm to 9:00pm AEST Mon – Fri)

Shoulder (7:00am to 3:00pm & 9:00pm to 10:00pm AEST Mon – Fri)

(7:00am to 10:00pm AEST Weekends)

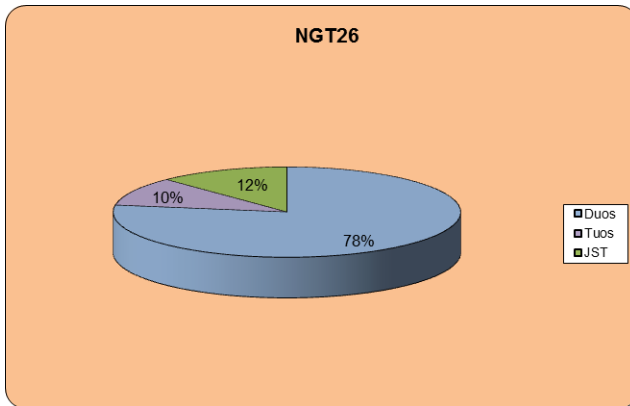
Off Peak (All other times)

Where customers on these tariffs have a qualifying off peak load AusNet Services will provide a switching service to operate the appliance for either an 8 hour period or 6 hour period within the nominated off peak time period. Customers with controlled load circuits such as applies on Network tariff NEE20 should note that AusNet Services has set these times in accordance with Victorian government policy and the time controlled loads such as storage water heaters and storage space heaters will continue to operate after 7:00am during the Summer period and usage at this time will be charged at the higher shoulder rate and not the Off peak rate. The government initiative includes a requirement for Retailers to provide retail products based on this network tariff structure.

Assignment to this tariff will only be made where a customer provides their retailer with an explicit and informed consent that they wish to be assigned to this tariff. No holding period applies and the customer may request at any time that they be reverted to their previous legacy tariff if they have not changed retailer or to any other appropriate open tariff regardless of their retailer status.

NGT26						
	Base Case	Very Low	Low	Average	High	Very High
Energy	2.01 MWh	0.60 MWh	1.40 MWh	2.01 MWh	2.61 MWh	3.41 MWh
Existing	\$ 269.12	\$ 136.99	\$ 212.49	\$ 269.12	\$ 325.74	\$ 401.25
Proposed	\$ 286.87	\$ 147.73	\$ 227.24	\$ 286.87	\$ 346.50	\$ 426.00
Change	6.59%	7.84%	6.94%	6.59%	6.37%	6.17%

The chart below shows 2015 DUoS TUoS and Jurisdictional charges as a proportion of the network charge for an average user.



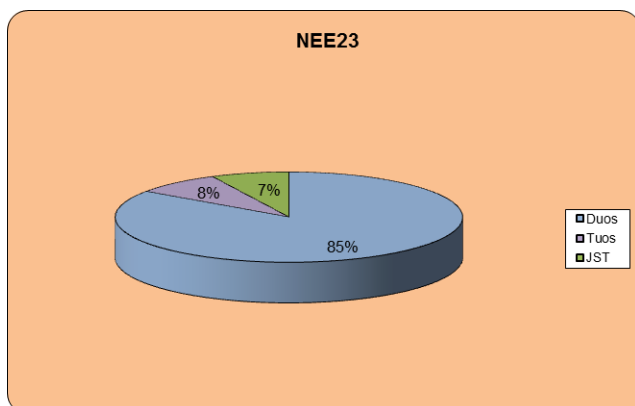
NEE23 & NEE26 – Photovoltaic Tariff

This tariff applies to small customers with grid-connected photovoltaic cells less than or equal to 5kW. Prior to 2003, these customers were placed on a standard network tariff and received payment for the electricity they generated equal to the price that was paid for electricity consumed, that is, export energy equally offset the energy consumed. The diversity of tariffs applied to these customers and offset arrangements created billing and administrative difficulties. NEE23 was introduced to formalise photovoltaic cell billing arrangements and reduce administrative complexity. This tariff also forms the basic Network tariff for all customers on a Premium Feed in Tariff, a Transitional Feed in Tariff and any form of Standard Feed in Tariff. Where customers on these tariffs have a qualifying off peak load AusNet Services will provide a switching service to operate the appliance for either an 8 hour period or 6 hour period within the nominated off peak time period.

Photovoltaic cell customers continue to receive an equal offset for electricity generation consumed within their installation, as well as an additional payment for excess generation during summer peak periods (1 November – 31 March). NEE26 has been introduced to for customers receiving the Victorian Government’s standard feed in tariff rate from their retailer; the network rates for these tariffs are the same.

NEE23 & NEE26						
	Base Case	Very Low	Low	Average	High	Very High
Energy	3.89 MWh	1.17 MWh	2.73 MWh	3.89 MWh	5.06 MWh	6.62 MWh
Existing	\$ 627.14	\$ 254.73	\$ 467.53	\$ 627.14	\$ 786.74	\$ 999.55
Proposed	\$ 723.74	\$ 287.02	\$ 536.58	\$ 723.74	\$ 910.91	\$ 1,160.46
Change	15.40%	12.68%	14.77%	15.40%	15.78%	16.10%

The chart below shows 2015 DUoS TUoS and Jurisdictional charges as a proportion of the network charge for an average user.



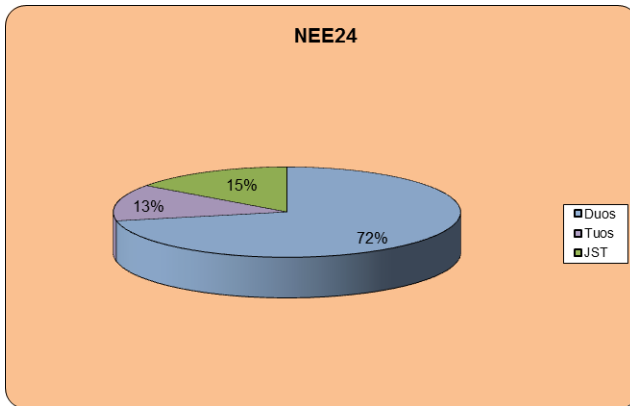
NEE24 – Small Residential Two Rate Off Peak 8pm to 8am Monday – Friday and all weekend

This tariff was introduced in 2009 to enable AusNet Services to provide switching that allows the heating of controlled loads (water and space heating) for six hours at any time between 8pm and 8am. This may be in two heating blocks of three hours. This arrangement allows AusNet Services to manage peak loads better, and is helpful in reducing peak constraints in rural areas. The minimum meter requirements is a basic type 6 dual register meter with second register switched by timing device.

AusNet Services has over 50,000 small residential customers with controlled loads for off peak water heating and space heating requirements. Many of these customers are in rural areas, where there are limited alternative energy supplies. As a result, the AusNet Services local network experiences high levels of demand when these appliances switch on for their overnight heating. By introducing the two rate 5 day 8pm to 8am tariff, which has a twelve hour period available for heating, AusNet Services will have the flexibility to vary these switching times without impacting on the customers heating needs. In return for allowing AusNet Services this flexibility, customers will in turn receive the benefit of lower charges that are the result of being able to defer some capital investment.

NEE24						
	Base Case	Very Low	Low	Average	High	Very High
Energy	4.62 MWh	1.39 MWh	3.24 MWh	4.62 MWh	6.01 MWh	7.86 MWh
Existing	\$ 214.73	\$ 90.18	\$ 161.35	\$ 214.73	\$ 268.10	\$ 339.27
Proposed	\$ 329.78	\$ 156.82	\$ 255.66	\$ 329.78	\$ 403.90	\$ 502.74
Change	53.58%	73.91%	58.45%	53.58%	50.65%	48.18%

The chart below shows 2015 DUoS TUoS and Jurisdictional charges as a proportion of the network charge for an average user.



1.9.2 Dedicated Circuit Supplies (Storage Water and Space Heating)

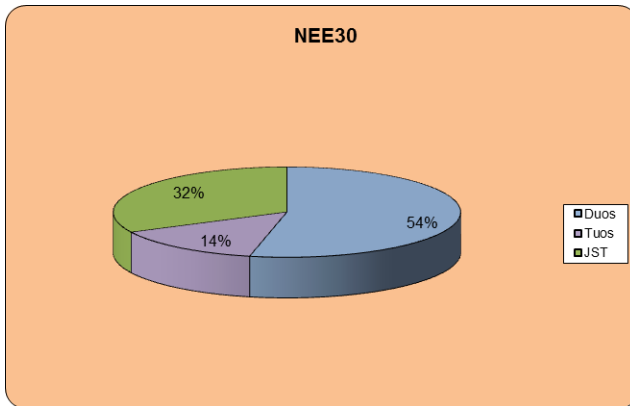
AusNet Services has three network tariffs for dedicated supplies. These tariffs are available for controlled loads such as storage water heating and space heating for residential and small business purposes only. These tariffs have all been closed to new entrants, new customer connections that have either Storage Water or Space heating will be placed on a Time of Use tariff with a controlled load.

NEE30 – Small Dedicated Circuit (closed to new entrants)

This small dedicated circuit tariff applies to customers with off-peak hot water heating between 11pm and 7am each day. The minimum meter requirements are a basic type 6 single register meter switched by timing device, or a basic type 6 dual register meter with second register switched by timing device. Where customers on these tariffs have a qualifying off peak load AusNet Services will provide a switching service to operate the appliance for either an 8 hour period or 6 hour period within the nominated off peak time period.

NEE30						
	Base Case	Very Low	Low	Average	High	Very High
Energy	1.76 MWh	0.53 MWh	1.23 MWh	1.76 MWh	2.29 MWh	2.99 MWh
Existing	\$ 56.14	\$ 34.76	\$ 46.97	\$ 56.14	\$ 65.30	\$ 77.51
Proposed	\$ 66.67	\$ 35.98	\$ 53.52	\$ 66.67	\$ 79.83	\$ 97.37
Change	18.77%	3.50%	13.93%	18.77%	22.26%	25.62%

The chart below shows 2015 DUoS TUoS and Jurisdictional charges as a proportion of the network charge for an average user.



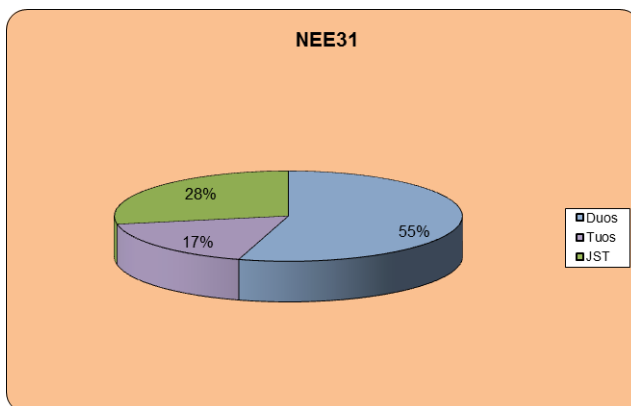
NEE31 – Small Dedicated Circuit Afternoon Boost (closed to new entrants)

The Small Dedicated Circuit Afternoon Boost tariff applies to customers with off-peak space heating, with or without off peak hot water. Where customers on these tariffs have a qualifying off peak load AusNet Services will provide a switching service to operate the appliance for either an 8 hour period or 6 hour period within the nominated off peak time period. In addition this tariff has an afternoon heating boost for three hours in addition to heating between 11pm and 7am each day.

The minimum meter requirements are a basic type 6 single register meter switched by timing device, or a basic type 6 dual register meter with second register switched by timing device.

NEE31						
	Base Case	Very Low	Low	Average	High	Very High
Energy	3.92 MWh	1.17 MWh	2.74 MWh	3.92 MWh	5.09 MWh	6.66 MWh
Existing	\$ 93.48	\$ 45.96	\$ 73.12	\$ 93.48	\$ 113.85	\$ 141.00
Proposed	\$ 120.30	\$ 52.06	\$ 91.06	\$ 120.30	\$ 149.55	\$ 188.54
Change	28.69%	13.27%	24.54%	28.69%	31.36%	33.72%

The chart below shows 2015 DUoS TUoS and Jurisdictional charges as a proportion of the network charge for an average user.



NEE32 – Dedicated Circuit 8pm to 8am (closed to new entrants)

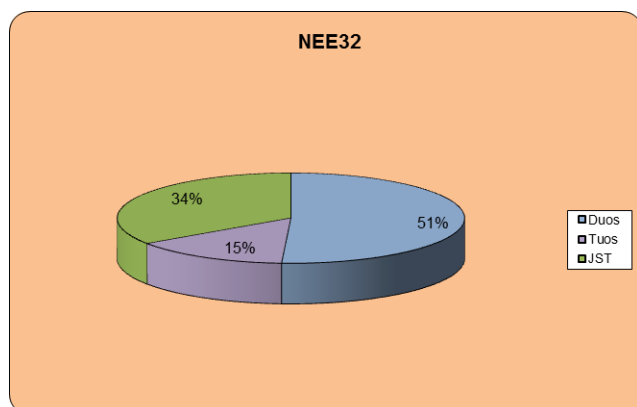
The Small Dedicated Circuit 8pm to 8am tariff was introduced in 2001 and allows AusNet Services to heat hot water for six to eight hours at any time between 8pm and 8am. This may be in two heating blocks of three to four hours. This arrangement allows AusNet Services to manage peak loads better, and is helpful in reducing peak constraint in rural areas. The minimum meter requirements

are a basic type 6 single register meter switched by timing device, or a basic type 6 dual register meter with second register switched by timing device.

AusNet Services has around 140,000 customers with dedicated circuits for off peak water heating and space heating requirements. Many of these customers are in rural areas, where there are limited alternative energy supplies. As a result, the AusNet Services local network experiences high levels of demand when these appliances switch on for their overnight heating. By introducing the Dedicated Circuit 8pm to 8am tariff, which has a twelve hour period available for heating, AusNet Services will have the flexibility to vary these switching times without impacting on the customers heating needs. In return for allowing AusNet Services this flexibility, customers will in turn receive the benefit of lower charges that are the result of being able to defer some capital investment.

NEE32						
	Base Case	Very Low	Low	Average	High	Very High
Energy	1.65 MWh	0.50 MWh	1.16 MWh	1.65 MWh	2.15 MWh	2.81 MWh
Existing	\$ 52.64	\$ 33.71	\$ 44.53	\$ 52.64	\$ 60.75	\$ 71.57
Proposed	\$ 60.75	\$ 34.20	\$ 49.37	\$ 60.75	\$ 72.13	\$ 87.30
Change	15.40%	1.44%	10.87%	15.40%	18.72%	21.98%

The chart below shows 2015 DUoS TUoS and Jurisdictional charges as a proportion of the network charge for an average user.



NEE13 – Small Residential Block Tariff & Dedicated Circuit

NEN13 – Small Residential Block Tariff & Dedicated Circuit Embedded Network Connection (both closed to new entrants)

This tariff was introduced in 2002. It is a combination of the Small Residential Block tariff and Dedicated Circuit tariffs. The rates and metering requirements are the same as the individual tariffs. It was introduced to assist in the contestable market.

NEN13 was introduced in 2008 and applies to residential customers taking supply from a low voltage network owned and maintained by a third party. The third party network must be connected to the AusNet Services network with no low voltage (415v/240v) assets beyond the HV to LV transformer.

The impact of these network tariffs on customers is equivalent to the impact of Network Tariffs NEE11 & NEE30 and NEN11 & NEE30

NEE14 – Small Residential Block Tariff & Dedicated Circuit Afternoon Boost

NEN14 – Small Residential Block Tariff & Dedicated Circuit Embedded Network Connection (both closed to new entrants)

This tariff was introduced in 2002. It is a combination of the Small Residential Block tariff and Dedicated Circuit Afternoon Boost tariffs. The rates and metering requirements are the same as the individual tariffs. This tariff was introduced to assist in the contestable market.

NEN14 was introduced in 2008 and applies to residential customers taking supply from a low voltage network owned and maintained by a third party. The third party network must be connected to the AusNet Services network with no low voltage (415v/240v) assets beyond the HV to LV transformer.

The impact of these network tariffs on customers is equivalent to the impact of Network Tariffs NEE11 & NEE31 and NEN11 & NEE31.

NEE15 – Small Residential Block Tariff & Dedicated Circuit 8pm to 8am

NEN15 – Small Residential Block Tariff & Dedicated Circuit 8pm to 8am Embedded Network Connection (both closed to new entrants)

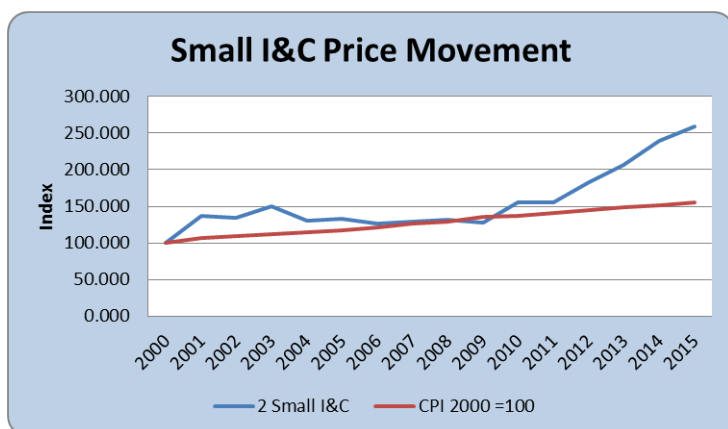
This tariff was introduced in 2002. It is a combination of the Small Residential Block tariff and Dedicated Circuit 8pm to 8am tariffs. The rates and metering requirements are the same as the individual tariffs. It was introduced to assist in the contestable market.

NEN15 was introduced in 2008 and applies to residential customers taking supply from a low voltage network owned and maintained by a third party. The third party network must be connected to the AusNet Services network with no low voltage (415v/240v) assets beyond the HV to LV transformer.

The impact of these network tariffs on customers is equivalent to the impact of Network Tariffs NEE11 & NEE32 and NEN11 & NEE32.

1.9.3 Small Business Tariffs

The Victorian Government has explicitly excluded Small Business tariffs from the Flexible Pricing arrangements; AusNet Services has not included any tariffs for Small Businesses that are similar to either NGT11 or NGT26. However in keeping with the spirit of the government’s Position Paper AusNet Services will not be mandating tariff reassignments for these customers once an AMI meter has been installed and logically converted. The following chart shows how Distribution Use of System Charges have varied for this group of customers since 2000 compared to the CPI over the same period.



NEE12 – Small Business Block Tariff

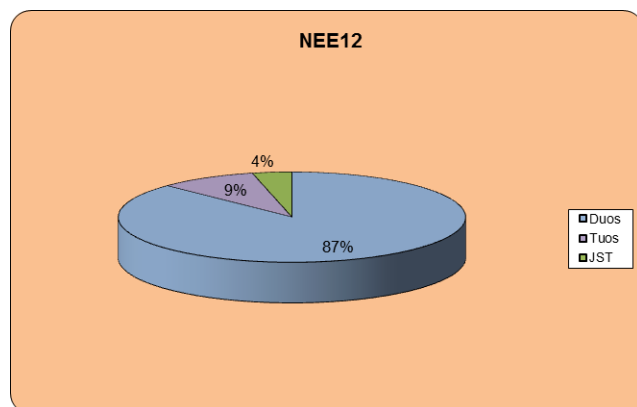
NEN12 – Small Business Block Tariff Embedded Network Connection

The Small Business block Tariff has been designed for AusNet Services’ small business customers with annual usage of less than 160MWh, and who have, as a minimum, a basic type 6 single register meter.

The Small Business Block tariff has lower energy charges for the first block, which applies to the first 1,020 kWh per quarter, to reflect the lower contribution these small business customers make to peak demand. As consumption increases the contribution to peak demand also increases. By having a higher rate for the second block (all consumption greater than 1,020 kWh), AusNet Services is able to recover the higher costs associated with greater peak demand on the system, and provide appropriate pricing signals to customers.

NEE12						
	Base Case	Very Low	Low	Average	High	Very High
Energy	7.78 MWh	2.33 MWh	5.44 MWh	7.78 MWh	10.11 MWh	13.22 MWh
Existing	\$ 1,425.68	\$ 472.50	\$ 1,017.18	\$ 1,425.68	\$ 1,834.18	\$ 2,378.86
Proposed	\$ 1,649.27	\$ 537.63	\$ 1,172.85	\$ 1,649.27	\$ 2,125.68	\$ 2,760.90
Change	15.68%	13.78%	15.30%	15.68%	15.89%	16.06%

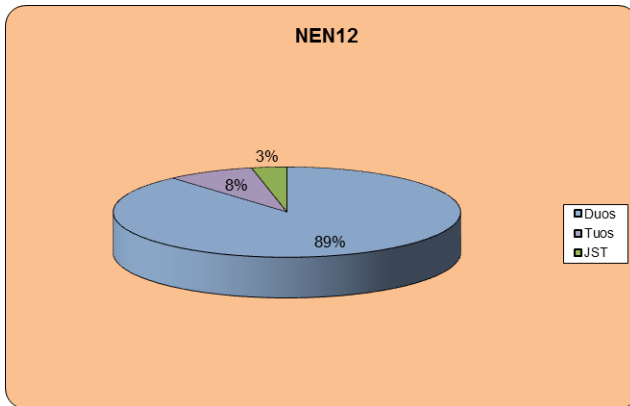
The chart below shows 2015 DUoS TUoS and Jurisdictional charges as a proportion of the network charge for an average user.



NEN12 was introduced in 2008 and applies to small business customers taking supply from a low voltage network owned and maintained by a third party. The third party network must be connected to the AusNet Services network with no low voltage (415v/240v) assets beyond the HV to LV transformer.

NEN12						
	Base Case	Very Low	Low	Average	High	Very High
Energy	8.09 MWh	2.43 MWh	5.66 MWh	8.09 MWh	10.52 MWh	13.75 MWh
Existing	\$ 1,298.35	\$ 434.31	\$ 928.05	\$ 1,298.35	\$ 1,668.66	\$ 2,162.40
Proposed	\$ 1,907.27	\$ 615.03	\$ 1,353.45	\$ 1,907.27	\$ 2,461.08	\$ 3,199.50
Change	46.90%	41.61%	45.84%	46.90%	47.49%	47.96%

The chart below shows 2015 DUoS TUoS and Jurisdictional charges as a proportion of the network charge for an average user.



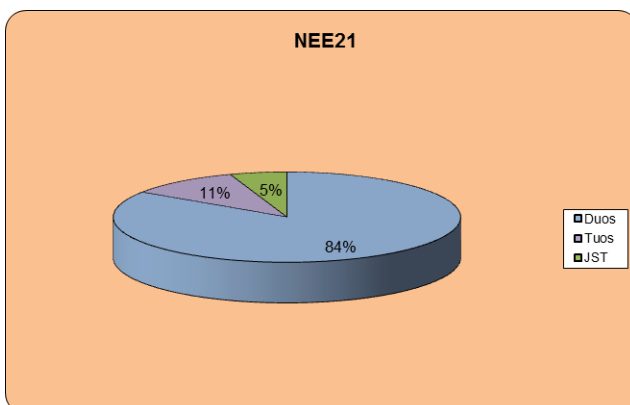
NEE21 – Small Business two rate
NEN21 – Small Business two rate Embedded Network Connection

AusNet Services has over 30,000 small business customers who are on the Small Business two-rate tariff. Where customers on these tariffs have a qualifying off peak load AusNet Services will provide a switching service to operate the appliance for either an 8 hour period or 6 hour period within the nominated off peak time period. Customers on this tariff require, as a minimum, a basic type 6 dual register meter with an electronic time switch, capable of switching all load to off-peak overnight and at weekends.

The Small Business Tariff was opened in 2001 and is intended for businesses that use less than 160MWh per annum. These businesses tend to operate seven days a week and have a high proportion of overnight and weekend consumption. The Small Business tariff was opened to facilitate appropriate pricing to reflect the demand characteristics of these customers.

NEE21						
	Base Case	Very Low	Low	Average	High	Very High
Energy	26.66 MWh	8.00 MWh	18.66 MWh	26.66 MWh	34.66 MWh	45.33 MWh
Existing	\$ 3,168.69	\$ 1,008.88	\$ 2,243.06	\$ 3,168.69	\$ 4,094.33	\$ 5,328.51
Proposed	\$ 3,444.69	\$ 1,088.02	\$ 2,434.69	\$ 3,444.69	\$ 4,454.68	\$ 5,801.35
Change	8.71%	7.84%	8.54%	8.71%	8.80%	8.87%

The chart below shows 2015 DUoS TUoS and Jurisdictional charges as a proportion of the network charge for an average user.

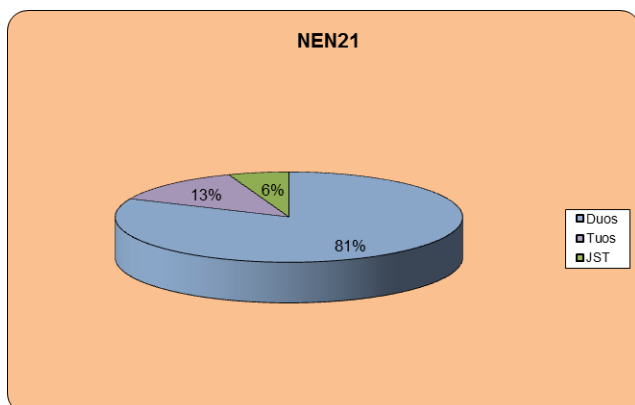


NEN21 was introduced in 2008 and applies to small business customers taking supply from a low voltage network owned and maintained by a third party. The third party network must be connected

to the AusNet Services network with no low voltage (415v/240v) assets beyond the HV to LV transformer.

NEN21						
	Base Case	Very Low	Low	Average	High	Very High
Energy	50.72 MWh	15.22 MWh	35.50 MWh	50.72 MWh	65.93 MWh	86.22 MWh
Existing	\$ 3,557.85	\$ 1,125.62	\$ 2,515.46	\$ 3,557.85	\$ 4,600.23	\$ 5,990.07
Proposed	\$ 5,842.39	\$ 1,807.33	\$ 4,113.08	\$ 5,842.39	\$ 7,571.70	\$ 9,877.44
Change	64.21%	60.56%	63.51%	64.21%	64.59%	64.90%

The chart below shows 2015 DUoS TUoS and Jurisdictional charges as a proportion of the network charge for an average user.



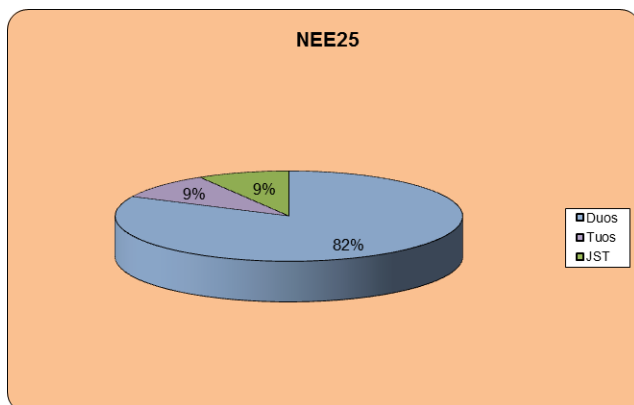
NEE25 – Small Business Two Rate Off-Peak 8pm to 8am Monday – Friday and all weekend

This tariff was introduced in 2009 to enable AusNet Services to provide switching that allows the heating of controlled loads (water and space heating) for six hours at any time between 8pm and 8am. This may be in two heating blocks of three hours. This arrangement allows AusNet Services to manage peak loads better, and is helpful in reducing peak constraints in rural areas. The minimum meter requirements is a basic type 6 dual register meter with second register switched by timing device.

AusNet Services has almost 30,000 small business customers with controlled loads for off peak water heating and space heating requirements. Many of these customers are in rural areas, where there are limited alternative energy supplies. As a result, the AusNet Services local network experiences high levels of demand when these appliances switch on for their overnight heating. By introducing the two rate 5 day 8pm to 8am tariff, which has a twelve hour period available for heating, AusNet Services will have the flexibility to vary these switching times without impacting on the customers heating needs. In return for allowing AusNet Services this flexibility, customers will in turn receive the benefit of lower charges that are the result of being able to defer some capital investment.

NEE25						
	Base Case	Very Low	Low	Average	High	Very High
Energy	4.21 MWh	1.26 MWh	2.95 MWh	4.21 MWh	5.47 MWh	7.16 MWh
Existing	\$ 325.42	\$ 126.21	\$ 240.05	\$ 325.42	\$ 410.79	\$ 524.63
Proposed	\$ 420.35	\$ 180.21	\$ 317.43	\$ 420.35	\$ 523.26	\$ 660.48
Change	29.17%	42.78%	32.24%	29.17%	27.38%	25.90%

The chart below shows 2015 DUoS TUoS and Jurisdictional charges as a proportion of the network charge for an average user.



NEE16 – Small Business Block Tariff & Dedicated Circuit

NEN16 – Small Business Block Tariff & Dedicated Circuit Embedded Network Connection (both closed to new entrants)

This tariff was introduced in 2002. It is a combination of the Small Business Block tariff and Dedicated Circuit tariffs. The rates and metering requirements are the same as the individual tariffs. This tariff was introduced to assist in the contestable market.

NEN16 was introduced in 2009 and applies to small business customers taking supply from a low voltage network owned and maintained by a third party. The third party network must be connected to the AusNet Services network with no low voltage (415v/240v) assets beyond the HV to LV transformer.

The impact of these network tariffs on customers is equivalent to the impact of Network Tariffs NEE12 & NEE30 and NEN12 & NEE30.

NEE17 – Small Business Block Tariff & Dedicated Circuit Afternoon Boost (closed to new entrants)

This tariff was introduced in 2002. It is a combination of the Small Business Block tariff and Dedicated Circuit Afternoon Boost tariffs. The rates and metering requirements are the same as the individual tariffs. This tariff was introduced to assist in the contestable market.

NEN17 was introduced in 2009 and applies to small business customers taking supply from a low voltage network owned and maintained by a third party. The third party network must be connected to the AusNet Services network with no low voltage (415v/240v) assets beyond the HV to LV transformer.

The impact of these network tariffs on customers is equivalent to the impact of Network Tariffs NEE12 & NEE31 and NEN12 & NEE31.

NEE18 – Small Business Single Rate & Dedicated Circuit 8pm to 8am (closed to new entrants)

This tariff was introduced in 2002. It is a combination of the Small Business Block tariff and Dedicated Circuit 8am to 8pm tariffs. The rates and metering requirements are the same as the individual tariffs. This tariff was introduced to assist in the contestable market.

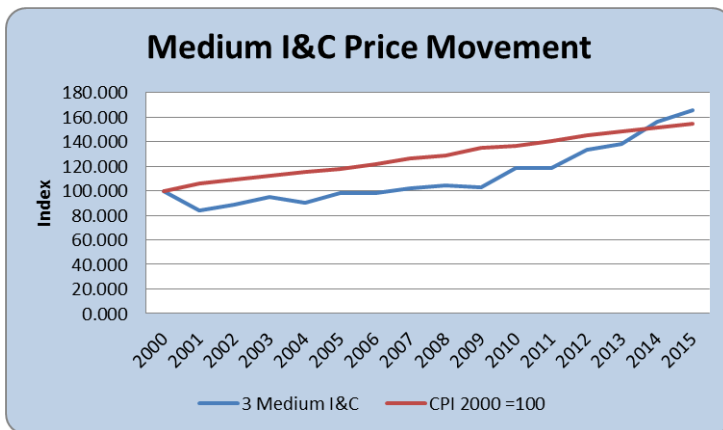
NEN18 was introduced in 2009 and applies to small business customers taking supply from a low voltage network owned and maintained by a third party. The third party network must be connected

to the AusNet Services network with no low voltage (415v/240v) assets beyond the HV to LV transformer.

The impact of this network tariff on customers is equivalent to the impact of Network Tariffs NEE12 & NEE32 and NEN12 & NEE32.

1.9.4 Medium Customer Tariffs > 50 kVA & < 150 kVa and > 160MWh & < 400MWh

Medium customers are customers that consume between 160MWh and 400MWh per annum, with a maximum demand less than 150 kVA. Examples of this customer class are medium sized commercial and light industrial businesses. The following chart shows how Distribution Use of System Charges have varied for this group of customers since 2000 compared to the CPI over the same period.

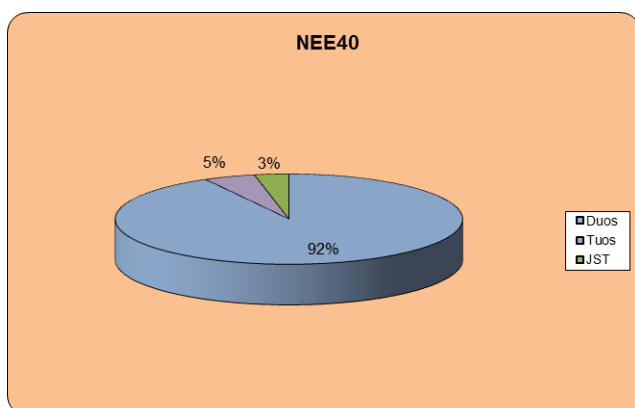


NEE40 – Medium Single Rate Tariff (closed to new entrants)

The Medium Single Rate tariff is applicable to business and industrial customers that consume between 160MWh and 400MWh per annum. The minimum meter requirements are a basic type 6 single register meter. This network tariff is most suitable for business customers with little overnight or weekend usage.

NEE40						
	Base Case	Very Low	Low	Average	High	Very High
Energy	13.33 MWh	4.00 MWh	9.33 MWh	13.33 MWh	17.33 MWh	22.67 MWh
Existing	\$ 2,155.07	\$ 676.05	\$ 1,521.21	\$ 2,155.07	\$ 2,788.94	\$ 3,634.10
Proposed	\$ 2,981.50	\$ 936.46	\$ 2,105.06	\$ 2,981.50	\$ 3,857.95	\$ 5,026.54
Change	38.35%	38.52%	38.38%	38.35%	38.33%	38.32%

The chart below shows 2015 DUoS TUoS and Jurisdictional charges as a proportion of the network charge for an average user.



NEE41 –Medium Business Single Rate & Dedicated Circuit (closed to new entrants)

This tariff was introduced in 2002. It is a combination of the Medium Business Single Rate tariff and Dedicated Circuit tariffs. The rates and metering requirements are the same as the individual tariffs. This tariff was introduced to assist in the contestable market.

This network tariff is most suitable for business customers with little overnight or weekend usage, and customers with off-peak hot water services between 11pm and 7am each day.

The metering requirements are basic type 6 dual register meter, with one register capable of being switched for the dedicated circuit.

The impact of this network tariff on customers is equivalent to the impact of Network Tariffs NEE40 and NEE30.

NEE42 – Medium Business Single Rate & Dedicated Circuit Afternoon Boost (closed to new entrants)

This tariff was introduced in 2002. It is a combination of the Medium Business Single Rate tariff and Dedicated Circuit Afternoon Boost tariffs. The rates and metering requirements are the same as the individual tariffs. This tariff was introduced to assist in the contestable market.

This network tariff is most suitable for business customers with little overnight or weekend usage, and customers with off-peak load and off-peak space heating services between 11pm and 7am each day.

The metering requirements are basic type 6 dual register meter, with one register capable of being switched for the dedicated circuit.

The impact of this network tariff on customers is equivalent to the impact of Network Tariffs NEE40 and NEE31.

NEE43 – Medium Business Single Rate & Dedicated Circuit 8am to 8pm (closed to new entrants)

This tariff was introduced in 2002. It is a combination of the Medium Business Single Rate tariff and Dedicated Circuit 8am to 8pm tariffs. The rates and metering requirements are the same as the individual tariffs. This tariff was introduced to assist in the contestable market.

This network tariff is most suitable for business customers with little overnight or weekend usage, and customers with off-peak load and off-peak hot water heating services between 8pm and 8am each day.

The metering requirements are basic type 6 dual register meter, with one register capable of being switched for the dedicated circuit.

The impact of this network tariff on customers is equivalent to the impact of Network Tariffs NEE40 and NEE32.

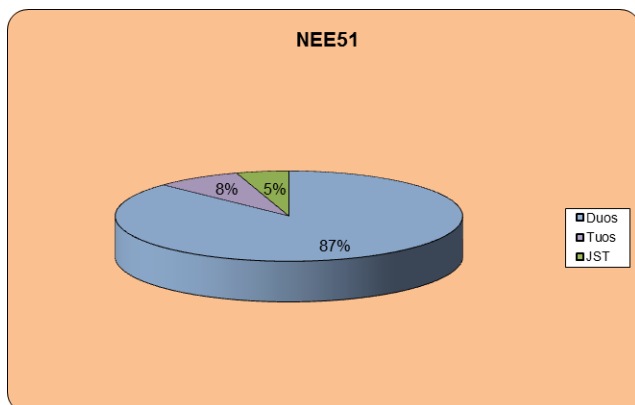
NEE51 – Medium Two Rate 5-day (closed to new entrants)

The Medium Two Rate 5-day tariff is suitable for businesses with some overnight or weekend usage. Customers benefit from off-peak evening prices and weekend prices. Where customers on these tariffs have a qualifying off peak load AusNet Services will provide a switching service to operate the appliance for either an 8 hour period or 6 hour period within the nominated off peak time period.

Customers on this tariff require, as a minimum, a basic type 6 dual register meter with an electronic time switch, capable of switching all load to off-peak overnight and at weekends.

NEE51						
	Base Case	Very Low	Low	Average	High	Very High
Energy	102.26 MWh	30.68 MWh	71.58 MWh	102.26 MWh	132.94 MWh	173.85 MWh
Existing	\$ 10,787.74	\$ 3,280.65	\$ 7,570.42	\$ 10,787.74	\$ 14,005.07	\$ 18,294.84
Proposed	\$ 12,966.91	\$ 3,943.01	\$ 9,099.52	\$ 12,966.91	\$ 16,834.29	\$ 21,990.81
Change	20.20%	20.19%	20.20%	20.20%	20.20%	20.20%

The chart below shows 2015 DUoS TUoS and Jurisdictional charges as a proportion of the network charge for an average user.



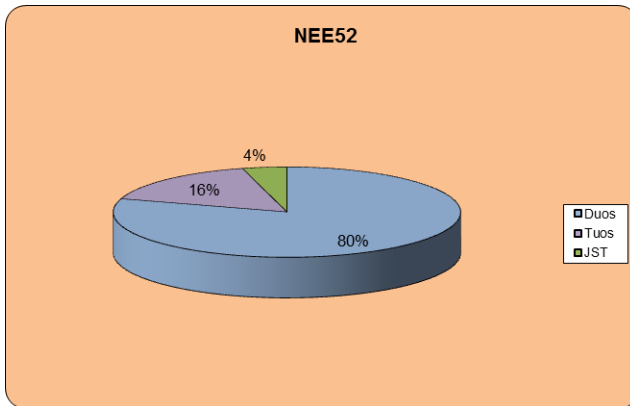
NEE52 – Unmetered Supplies

The unmetered supplies tariff applies to approved supplies up to 50 watts, public lighting, traffic control system and other nominated installations.

There is no physical meter for this tariff. Contestable metrology procedures apply to public lighting installations and deemed loads for all other installations to determine usage.

NEE52						
	Base Case	Very Low	Low	Average	High	Very High
Energy	100.02 MWh	30.01 MWh	70.01 MWh	100.02 MWh	130.02 MWh	170.03 MWh
Existing	\$ 12,842.26	\$ 3,852.68	\$ 8,989.58	\$ 12,842.26	\$ 16,694.94	\$ 21,831.84
Proposed	\$ 14,039.07	\$ 4,211.72	\$ 9,827.35	\$ 14,039.07	\$ 18,250.79	\$ 23,866.41
Change	9.32%	9.32%	9.32%	9.32%	9.32%	9.32%

The chart below shows 2015 DUoS TUoS and Jurisdictional charges as a proportion of the network charge for an average user.



NEE55 – Snowfields Tariff

The Snowfields tariff was introduced in 2002. It applies to customers in specified alpine regions with off-peak (non-winter) consumption, that consume less than 400MWh per annum with maximum demand less than 150kVA.

The Snowfields tariff has been designed to reflect customer usage patterns in the alpine regions. The peak period is from the 1st of May to 30th September each year, and the off-peak period applies to all other times. The Snowfield tariff provides opportunities for tourism and businesses in alpine regions to expand during traditional low-season periods at reduced energy rates.

Customers in alpine regions who use off-peak electricity will benefit from a significantly reduced off-peak charge.

The minimum metering requirement is a basic type 6 single register meter.

As there is only two customers presently on network tariff NEE55, it is not considered appropriate to include an impact analysis.

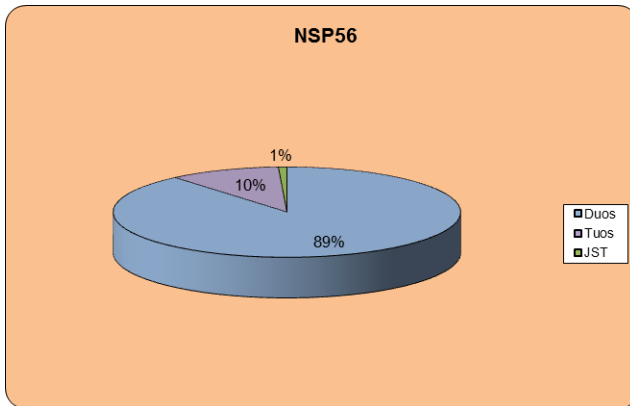
NSP56 – Critical Peak Demand Medium Demand Multi-rate Tariff

NEN56 – Medium Demand Multi-rate Tariff

This tariff was introduced in 2003 and is applicable to all customers with metering installations capable of recording kVA, as required for all new customers consuming greater than 160 MWh per annum. The structure of this tariff ensures that customers are charged appropriately for the network unavoidable costs associated with these customers and, through the introduction of a shoulder rate, gives pricing signals that more appropriately capture the system load profile of AusNet Services' network.

NSP56						
	Base Case	Very Low	Low	Average	High	Very High
Energy	267.90 MWh	80.37 MWh	187.53 MWh	267.90 MWh	348.26 MWh	455.42 MWh
Existing	\$ 29,656.36	\$ 10,624.53	\$ 21,499.86	\$ 29,656.36	\$ 37,812.86	\$ 48,688.20
Proposed	\$ 29,774.76	\$ 10,660.44	\$ 21,582.91	\$ 29,774.76	\$ 37,966.62	\$ 48,889.09
Change	0.40%	0.34%	0.39%	0.40%	0.41%	0.41%

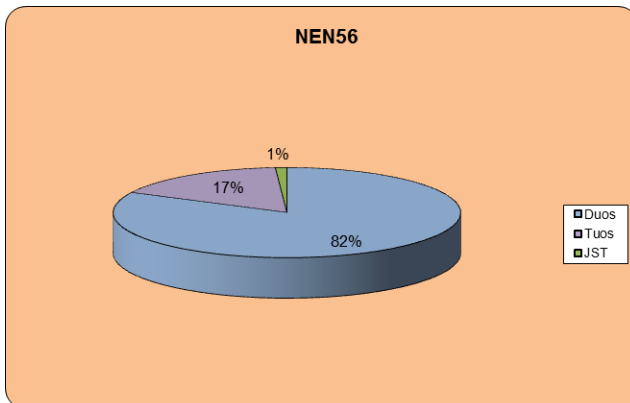
The chart below shows 2015 DUoS TUoS and Jurisdictional charges as a proportion of the network charge for an average user.



NEN56 was introduced in 2009 and applies to customers taking supply from a low voltage network owned and maintained by a third party. The third party network must be connected to the AusNet Services network with no low voltage (415v/240v) assets beyond the HV to LV transformer.

NEN56						
	Base Case	Very Low	Low	Average	High	Very High
Energy	212.27 MWh	63.68 MWh	148.59 MWh	212.27 MWh	275.95 MWh	360.86 MWh
Existing	\$ 24,438.33	\$ 9,059.12	\$ 17,847.24	\$ 24,438.33	\$ 31,029.42	\$ 39,817.54
Proposed	\$ 21,994.44	\$ 8,326.34	\$ 16,136.68	\$ 21,994.44	\$ 27,852.19	\$ 35,662.54
Change	-10.00%	-8.09%	-9.58%	-10.00%	-10.24%	-10.44%

The chart below shows 2015 DUoS TUoS and Jurisdictional charges as a proportion of the network charge for an average user.



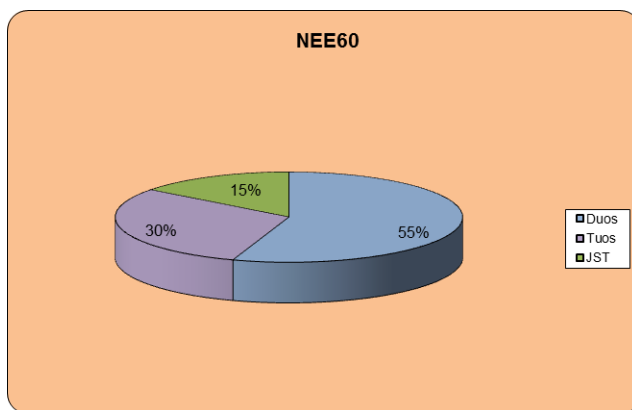
NEE60 – Medium Two Rate 7-day Tariff (closed to new entrants)

Medium two rate 7-day tariff is most suited to 5-day operational businesses. The peak charge applies between 7am and 11pm, Monday to Sunday.

The minimum metering requirements is a basic type 6 dual register, with standard time switching capacity.

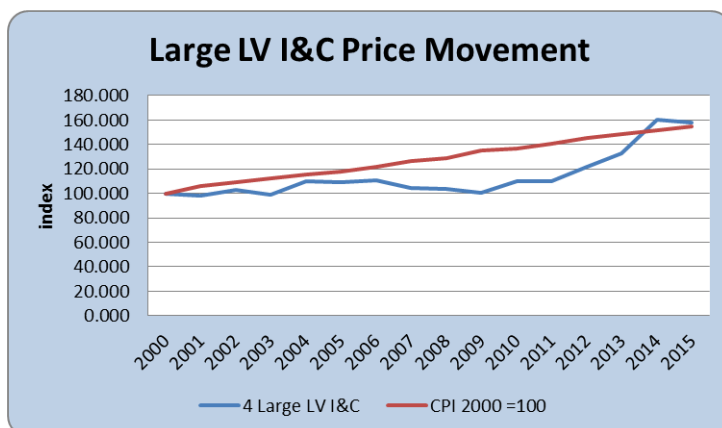
NEE60						
	Base Case	Very Low	Low	Average	High	Very High
Energy	17.35 MWh	5.20 MWh	12.14 MWh	17.35 MWh	22.55 MWh	29.49 MWh
Existing	\$ 2,107.64	\$ 882.03	\$ 1,582.38	\$ 2,107.64	\$ 2,632.91	\$ 3,333.26
Proposed	\$ 1,604.38	\$ 690.05	\$ 1,212.52	\$ 1,604.38	\$ 1,996.23	\$ 2,518.70
Change	-23.88%	-21.77%	-23.37%	-23.88%	-24.18%	-24.44%

The chart below shows 2015 DUoS TUoS and Jurisdictional charges as a proportion of the network charge for an average user.



1.9.5 Large Low Voltage Customer Tariffs > 150 kVA and > 400MWh

Large customers are those customers who consume more than 400 MWh per annum, or a demand of greater than 150 kVA. Examples of large customers are large industrial sites, commercial buildings, and large public owned enterprises. The following chart shows how Distribution Use of System Charges have varied for this group of customers since 2000 compared to the CPI over the same period.



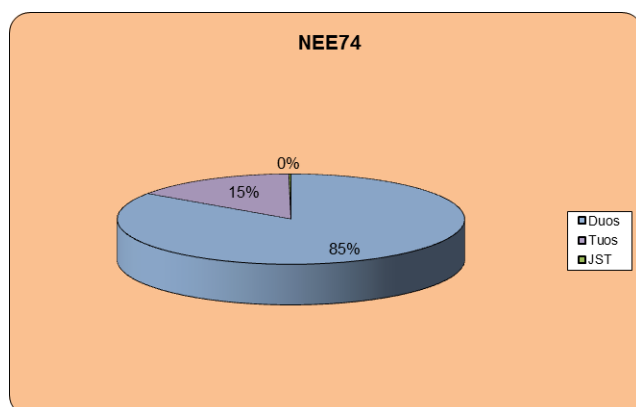
NEE74 – LV Large Two Rate 5-day Tariff (closed to new entrants)

The LV Large two rate 5-day tariff is for network customers who consume between 400 MWh and 750 MWh, and who were originally on the franchise retail maximum uniform tariff DH/DL.

No comparison is given for 'Very Low' consumption, as this would be below the minimum consumption for network tariff NEE74.

NEE74						
	Base Case	Very Low	Low	Average	High	Very High
Energy	655.69 MWh	196.71 MWh	458.98 MWh	655.69 MWh	852.39 MWh	1,114.67 MWh
Existing	\$ 69,199.73	\$ 21,034.86	\$ 48,557.64	\$ 69,199.73	\$ 89,841.82	\$ 117,364.60
Proposed	\$ 121,290.63	\$ 36,631.63	\$ 85,008.20	\$ 121,290.63	\$ 157,573.05	\$ 205,949.63
Change	75.28%	74.15%	75.07%	75.28%	75.39%	75.48%

The chart below shows 2015 DUoS TUoS and Jurisdictional charges as a proportion of the network charge for an average user.



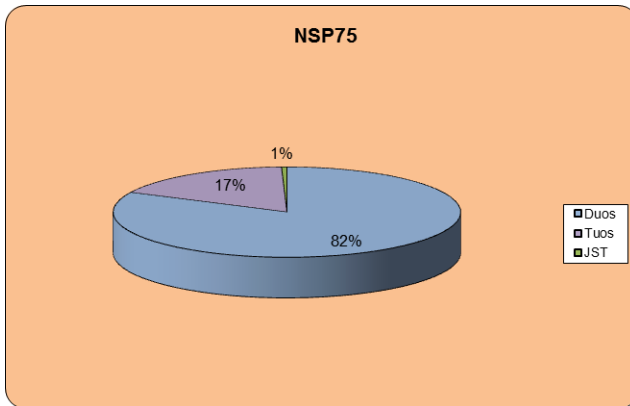
NSP75 – Critical Peak Demand LV Large Multi-rate <750 MWh Tariff

This tariff was introduced in 2011 and applies to all large customers who either consume between 400 and 750 MWh per annum and a connection capacity greater than 150 kVA, or less than 280 kVA and more than 750 MWh. It includes a shoulder component, aimed at giving pricing signals that more appropriately capture the system load profile of AusNet Services' network.

The minimum metering requirement is an interval meter, capable of measuring kWh and kVA integrated over a 30-minute period.

NSP75						
	Base Case	Very Low	Low	Average	High	Very High
Energy	563.15 MWh	168.95 MWh	394.21 MWh	563.15 MWh	732.10 MWh	957.36 MWh
Existing	\$ 51,213.06	\$ 18,934.39	\$ 37,379.34	\$ 51,213.06	\$ 65,046.78	\$ 83,491.74
Proposed	\$ 47,042.53	\$ 17,741.85	\$ 34,485.10	\$ 47,042.53	\$ 59,599.97	\$ 76,343.21
Change	-8.14%	-6.30%	-7.74%	-8.14%	-8.37%	-8.56%

The chart below shows 2015 DUoS TUoS and Jurisdictional charges as a proportion of the network charge for an average user.



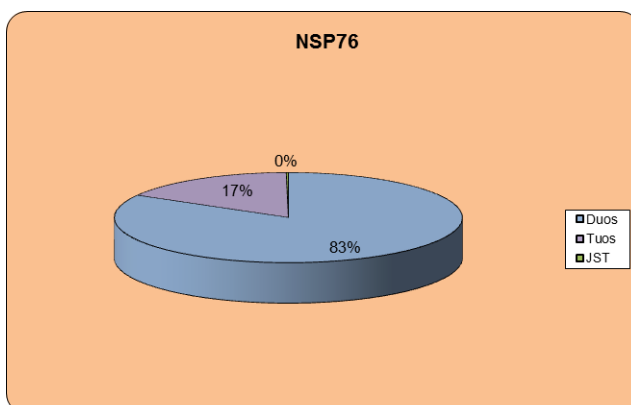
NSP76 – Critical Peak Demand Multi-rate >750 MWh Tariff

This tariff was introduced in 2011 and applies to all large customers who consume more than 750MWh per annum and a connection capacity greater than 280kVA. It includes a shoulder component, aimed at giving pricing signals that more appropriately capture the system load profile of AusNet Services’ network.

The minimum metering requirement is an interval meter, capable of measuring kWh and kVA integrated over a 30-minute period.

NSP76						
	Base Case	Very Low	Low	Average	High	Very High
Energy	1,317.09 MWh	395.13 MWh	921.96 MWh	1,317.09 MWh	1,712.21 MWh	2,239.05 MWh
Existing	\$ 99,809.84	\$ 33,513.42	\$ 71,397.09	\$ 99,809.84	\$ 128,222.59	\$ 166,106.26
Proposed	\$ 117,514.14	\$ 38,883.34	\$ 83,815.23	\$ 117,514.14	\$ 151,213.06	\$ 196,144.95
Change	17.74%	16.02%	17.39%	17.74%	17.93%	18.08%

The chart below shows 2015 DUoS TUoS and Jurisdictional charges as a proportion of the network charge for an average user.



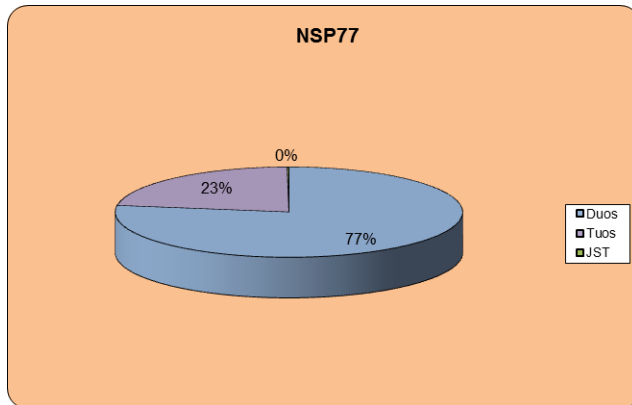
NSP77 – Critical Peak Demand LV Large Multi-rate > 550kVA and > 2 GWh Tariff

This tariff was introduced in 2011 and applies to all large customers who consume more than 2 GWh per annum with a connection capacity greater than 550kVA. It includes a shoulder component, aimed at giving pricing signals that more appropriately capture the system load profile of AusNet Services’ network.

The minimum metering requirement is an interval meter, capable of measuring kWh and kVA integrated over a 30-minute period.

NSP77						
	Base Case	Very Low	Low	Average	High	Very High
Energy	2,332.26 MWh	699.68 MWh	1,632.58 MWh	2,332.26 MWh	3,031.94 MWh	3,964.84 MWh
Existing	\$ 128,518.62	\$ 42,126.06	\$ 91,493.24	\$ 128,518.62	\$ 165,544.01	\$ 214,911.19
Proposed	\$ 147,901.18	\$ 47,999.45	\$ 105,086.15	\$ 147,901.18	\$ 190,716.21	\$ 247,802.91
Change	15.08%	13.94%	14.86%	15.08%	15.21%	15.30%

The chart below shows 2015 DUoS TUoS and Jurisdictional charges as a proportion of the network charge for an average user.



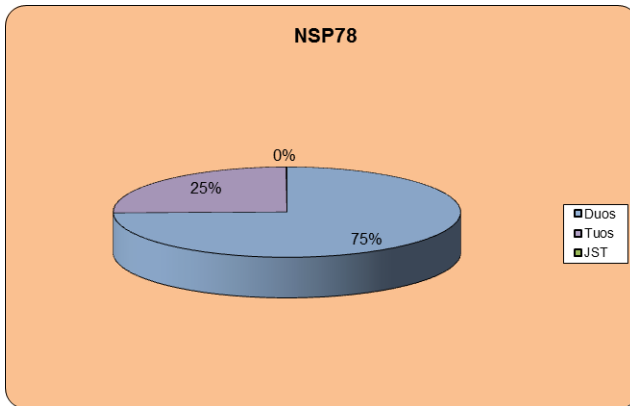
NSP78 – Critical Peak Demand LV Large Multi-rate > 850kVA & > 4 GWh Tariff

This tariff was introduced in 2007 and applies to all large customers who consume more than 4 GWh per annum with a connection capacity greater than 850kVA. It includes a shoulder component, aimed at giving pricing signals that more appropriately capture the system load profile of AusNet Services’ network.

The minimum metering requirement is an interval meter, capable of measuring kWh and kVA integrated over a 30-minute period.

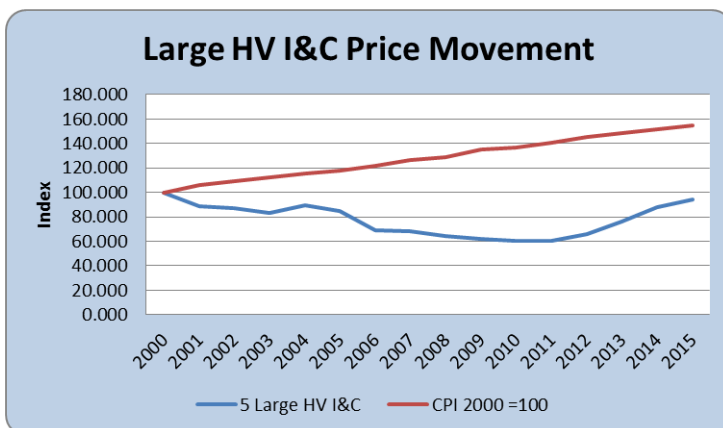
NSP78						
	Base Case	Very Low	Low	Average	High	Very High
Energy	4,847.06 MWh	1,454.12 MWh	3,392.94 MWh	4,847.06 MWh	6,301.17 MWh	8,240.00 MWh
Existing	\$ 257,538.92	\$ 80,832.14	\$ 181,807.44	\$ 257,538.92	\$ 333,270.39	\$ 434,245.69
Proposed	\$ 283,434.71	\$ 88,659.51	\$ 199,959.62	\$ 283,434.71	\$ 366,909.79	\$ 478,209.91
Change	10.06%	9.68%	9.98%	10.06%	10.09%	10.12%

The chart below shows 2015 DUoS TUoS and Jurisdictional charges as a proportion of the network charge for an average user.



1.9.6 High Voltage Tariffs (Nominal Voltage > 1000 Volts)

The following chart shows how Distribution Use of System Charges have varied for this group of customers since 2000 compared to the CPI over the same period.



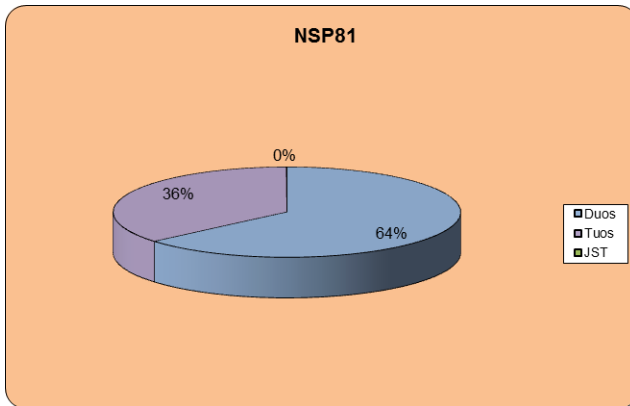
NSP81 – Critical Peak Demand High Voltage Tariff

The High Voltage Demand tariff applies to high voltage customers such as large processors, manufacturers, and refineries. These customers receive supply at 6.6 kV or above, and have a connection capacity greater than 1.15 MVA.

The minimum metering requirement is an interval meter, capable of measuring kWh and kVA integrated over a 30-minute period.

NSP81						
	Base Case	Very Low	Low	Average	High	Very High
Energy	11,138.32 MWh	3,341.50 MWh	7,796.83 MWh	11,138.32 MWh	14,479.82 MWh	18,935.15 MWh
Existing	\$ 391,306.66	\$ 120,962.47	\$ 275,444.87	\$ 391,306.66	\$ 507,168.46	\$ 661,650.86
Proposed	\$ 464,423.89	\$ 142,956.26	\$ 326,652.05	\$ 464,423.89	\$ 602,195.73	\$ 785,891.52
Change	18.69%	18.18%	18.59%	18.69%	18.74%	18.78%

The chart below shows 2015 DUoS TUoS and Jurisdictional charges as a proportion of the network charge for an average user.

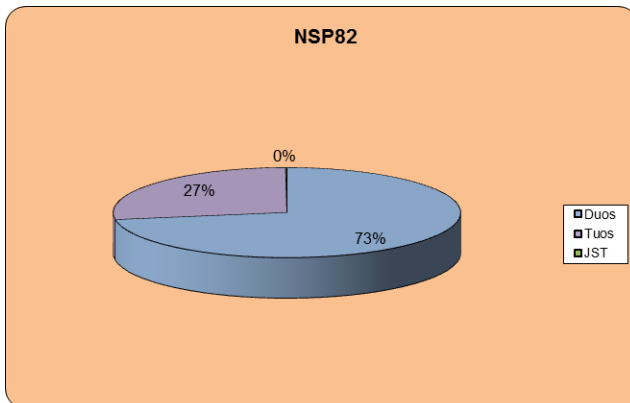


NSP82 – Critical Peak Demand Traction Tariff

NSP82 was introduced in 2011 and includes a shoulder rate that reflects daily usage patterns. All High Voltage traction sites are assigned to this tariff.

NSP82						
	Base Case	Very Low	Low	Average	High	Very High
Energy	3,827.35 MWh	1,148.20 MWh	2,679.14 MWh	3,827.35 MWh	4,975.55 MWh	6,506.49 MWh
Existing	\$ 164,671.81	\$ 52,972.01	\$ 116,800.47	\$ 164,671.81	\$ 212,543.15	\$ 276,371.61
Proposed	\$ 193,514.19	\$ 61,683.35	\$ 137,015.26	\$ 193,514.19	\$ 250,013.12	\$ 325,345.03
Change	17.52%	16.45%	17.31%	17.52%	17.63%	17.72%

The chart below shows 2015 DUoS TUoS and Jurisdictional charges as a proportion of the network charge for an average user.

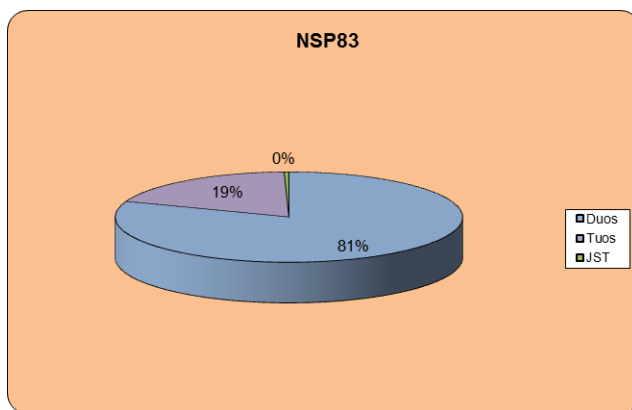


NSP83 – Critical Peak Demand Small High Voltage Demand Tariff

This tariff applies to HV (NSP81) customers who have only small levels of consumption and demand. Assignment to this tariff is limited to customers with low load and energy requirements but need to be connected to the High Voltage network.

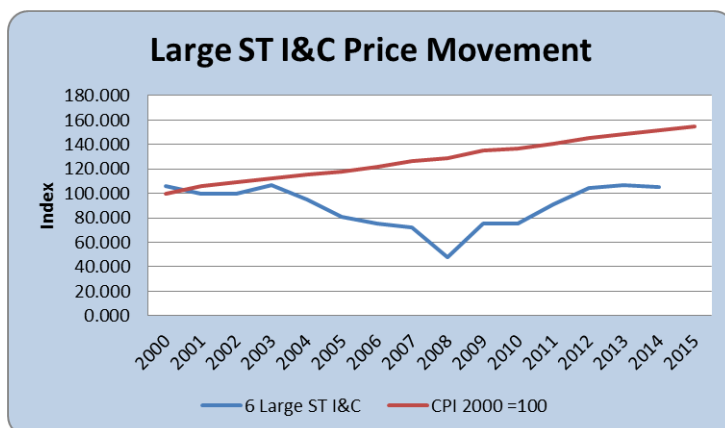
NSP83						
	Base Case	Very Low	Low	Average	High	Very High
Energy	735.79 MWh	220.74 MWh	515.05 MWh	735.79 MWh	956.53 MWh	1,250.85 MWh
Existing	\$ 44,235.79	\$ 16,841.21	\$ 32,495.26	\$ 44,235.79	\$ 55,976.33	\$ 71,630.38
Proposed	\$ 51,898.52	\$ 19,198.65	\$ 37,884.29	\$ 51,898.52	\$ 65,912.75	\$ 84,598.39
Change	17.32%	14.00%	16.58%	17.32%	17.75%	18.10%

The chart below shows 2015 DUoS TUoS and Jurisdictional charges as a proportion of the network charge for an average user.



1.9.7 Sub-transmission Customer Tariffs

AusNet Services has only a small number of customers taking supply directly from the sub-transmission system. These customers are very diverse in terms of their location, the size of their load and their annual energy use. In recognition of this diversity, AusNet Services has developed a pricing methodology that is based on customer’s size and distance from Terminal Stations. The following chart shows how Distribution Use of System Charges have varied for this group of customers since 2000 compared to the CPI over the same period.



NSP91 – Critical Peak Demand Sub-transmission Tariff

NSP91 – Sub-transmission tariff applies to customers who have a maximum demand less than 25000kVa and less than 20 km’s from the terminal station.

The minimum metering requirement is an interval meter, capable of measuring kWh and kVA integrated over a 30-minute period.

NSP94 – Sub-transmission >25000kVA <20km from Terminal Station

This network tariff recognises that customers with very high load and usage located less than 20km from a Terminal Station impose a lower cost per kVA and kWh than do those with either lower load and usage or longer lines required to supply them. The 20km limit was chosen, as it is consistent with other market definitions of long and short sub-transmission lines.

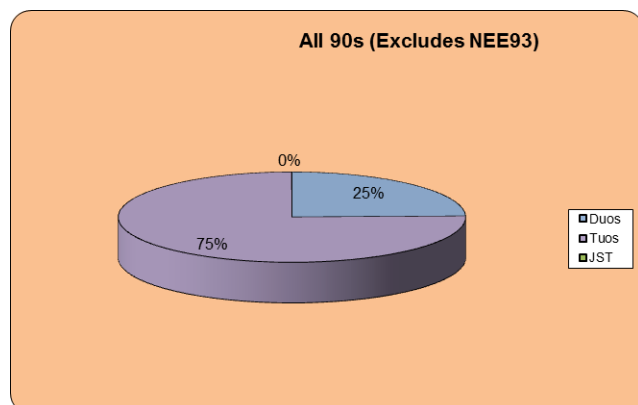
NSP95 – Sub-transmission <25000kVA >20km from Terminal Station

AusNet Services owns and operates an extensive sub-transmission system in South west Gippsland and East Gippsland out of Morwell West Terminal Station and in North East Victoria out of Glenrowan Terminal Station, Mount Beauty Terminal Station and Thomastown Terminal Station. The urban network in the outer eastern suburbs of Melbourne is also quite extensive. Sub-transmission customers require a significant portion of these line assets to be held in reserve for their use. Furthermore, if high voltage customers transfer to sub-transmission supply they reduce the utilisation of significant portions of zone substation investment in these areas. AusNet Services has introduced this tariff in recognition of the higher costs associated with supplying remote sub-transmission customers as opposed to those that are relatively close to a Terminal Station.

The impact of 2014 and 2015 sub-transmission tariffs on customers is shown below as a single average.¹

All 90s (Excludes NEE93)						
	Base Case	Very Low	Low	Average	High	Very High
Energy	49,535.06 MWh	14,860.52 MWh	34,674.54 MWh	49,535.06 MWh	64,395.57 MWh	84,209.60 MWh
Existing	\$ 684,209.74	\$ 217,934.73	\$ 484,377.59	\$ 684,209.74	\$ 884,041.88	\$ 1,150,484.74
Proposed	\$ 925,451.56	\$ 290,307.41	\$ 653,246.93	\$ 925,451.56	\$ 1,197,656.19	\$ 1,560,595.71
Change	35.26%	33.21%	34.86%	35.26%	35.48%	35.65%

The chart below shows 2015 DUoS TUoS and Jurisdictional charges as a proportion of the network charge for an average user.



¹ A single average is given for subtransmission customers as further disaggregated information may be commercially sensitive.

1.10 Time of Use Tariffs for Interval meters

In 2010 AusNet Services introduced a range of new tariffs to apply to those customers that have an Interval meter installed under the Victorian Government's mandated Advanced Metering Infrastructure program. AusNet Services continues to work with the Victorian Government on this program and an agreement has been reached with the government to lift the moratorium on the introduction of these tariffs and to provide tariffs based on a common time structure. Customers will only be assigned to these tariffs during 2015 following the lifting of the Victorian government's moratorium on these tariffs. The Victorian Government's ***Introduction of Flexible Pricing – Position Paper*** proposed that the moratorium be lifted from 1 July 2013, some further delays meant that it was lifted on 17 September 2013. From that date customers with logically converted AMI meters became eligible to be assigned to any of the AMI multi rate time of use tariffs outlined in the following section as well as the two tariffs described above that comply with the Victorian Government initiative.

1.10.1 Time of Use Tariff

AusNet Services has introduced Time of Use Tariffs for residential and small commercial customers from 2010.

The following table outlines AusNet Services' proposed tariff structure in detail.

Table 1: AusNet Services' Proposed Time of Use Tariff

(All times are in Australian Eastern Standard Time, ie: not Australian Daylight Savings Time.)

LV Tariffs (<160MWh)	
Tariff Component	Proposed Tariff
Summer Peak Demand Period	2pm-6pm weekdays between December and March, with the price broadly based on an estimate of AusNet Services' LPMC of supply.
Summer Shoulder Period	The 'shoulder' period consumption will be based on energy consumed between 12pm-2pm and 6pm-8pm weekdays between December and March, with the price being broadly based on a ratio of average utilisation during this period on peak demand days (eg: around 85%) multiplied by the summer peak demand charge.
Winter Peak Demand Period	4pm-8pm weekdays in Winter (June-August), with the price being broadly reflective of the ratio of winter peak day demand to summer peak day demand multiplied by the summer peak demand charge.
Off Peak Charge	An off-peak charge will be applied to all other usage.
Standing Charge	A different standing charge will be maintained between different groups of customers (eg: residential and small commercial) to ensure overall revenue is retained within upper and lower bounds.

AusNet Services notes that from an allocative efficiency perspective, it is likely that the most efficient marginal price signal would involve a variable price signal that:

- targets demand (as opposed to energy) on certain critical peak demand days, and
- which varies by a customers' location.

The former is a reflection of the fact that it is demand during a certain small number of peak periods that is the primary driver of network augmentation, whilst the latter is a reflection of the fact that different parts of the system will have different existing levels of 'spare capacity', different growth rates in peak demand, different forward looking augmentation costs, all of which lead to the long run marginal cost of supply differing between different regions. Therefore, any cost reflective variable price signal should, in theory, reflect these different location based characteristics.

As noted above, AusNet Services is not proposing to introduce such a tariff, as it believes that:

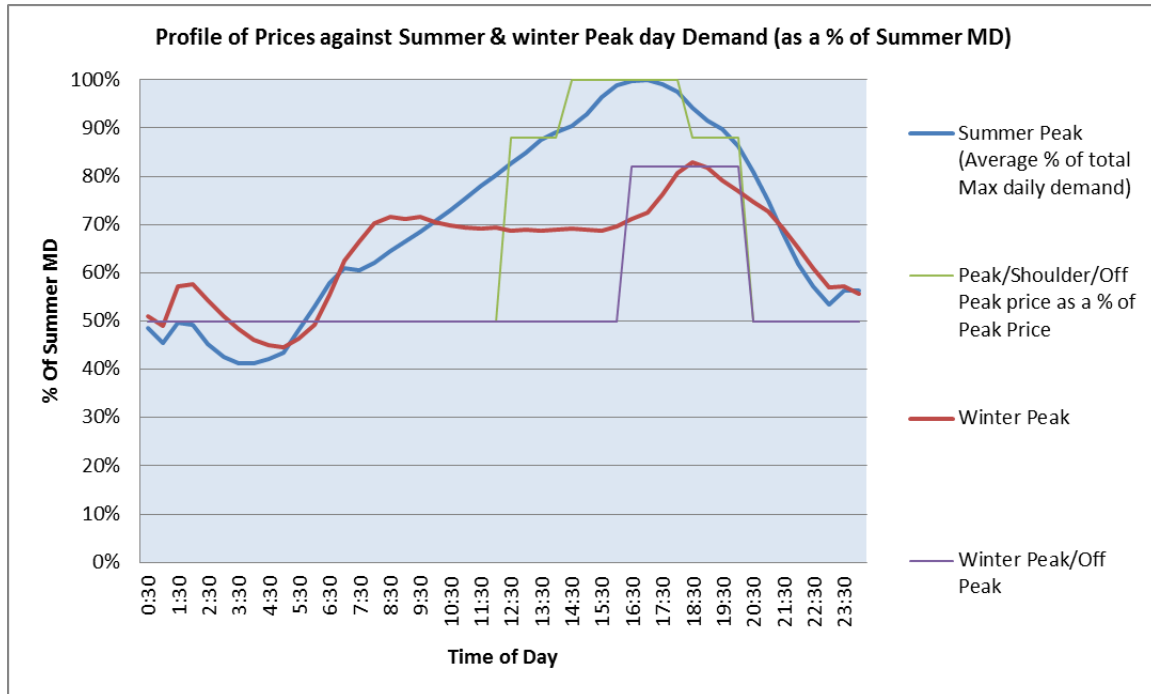
- Residential and small commercial customers are more likely to better understand and therefore respond to Energy charges as opposed to Demand based charges²;
- There is likely to be a nexus between a customer's maximum energy and their demand (eg: a customer that has a high maximum demand during peak periods is also likely to have high energy consumption during the periods), and therefore the overall allocation of costs to different customers should be fair, despite the absence of a demand based charge for this customer group;
- An energy based tariff is more consistent with the Government's Carbon Pollution Reduction Scheme, which is seeking to incentivise customers to reduce their overall energy consumption, as opposed to just their demand at certain peak periods; and
- Disaggregating charges by location for this customer class is inconsistent with current implied definitions of equity and fairness.

In lieu of the above, granular pricing structure, AusNet Services' proposed energy based Time of Use tariffs are designed to best reflect the system utilisation during peak periods, without having to disaggregate that price signal by either peak day demand, or by location.

The following figure diagrammatically illustrates how AusNet Services' proposed Time of Use tariff will vary across the time of day, relative to its peak summer and winter day utilisation.

² It is noted that in discussions with Retailers on this proposed tariff structure, Retailers supported the focus on energy as opposed to demand.

Figure 1.1: Time of Use Tariff



As can be seen from the above graph, the time of use tariff is broadly designed to mimic system utilisation, with times of high system utilisation being reflected in higher prices, whereas times of lower system utilisation are reflected in lower prices.

The two key components underpinning the tariff are the:

- 1) Summer System Utilisation; and
- 2) Winter System Utilisation.

These are outlined in more detail below.

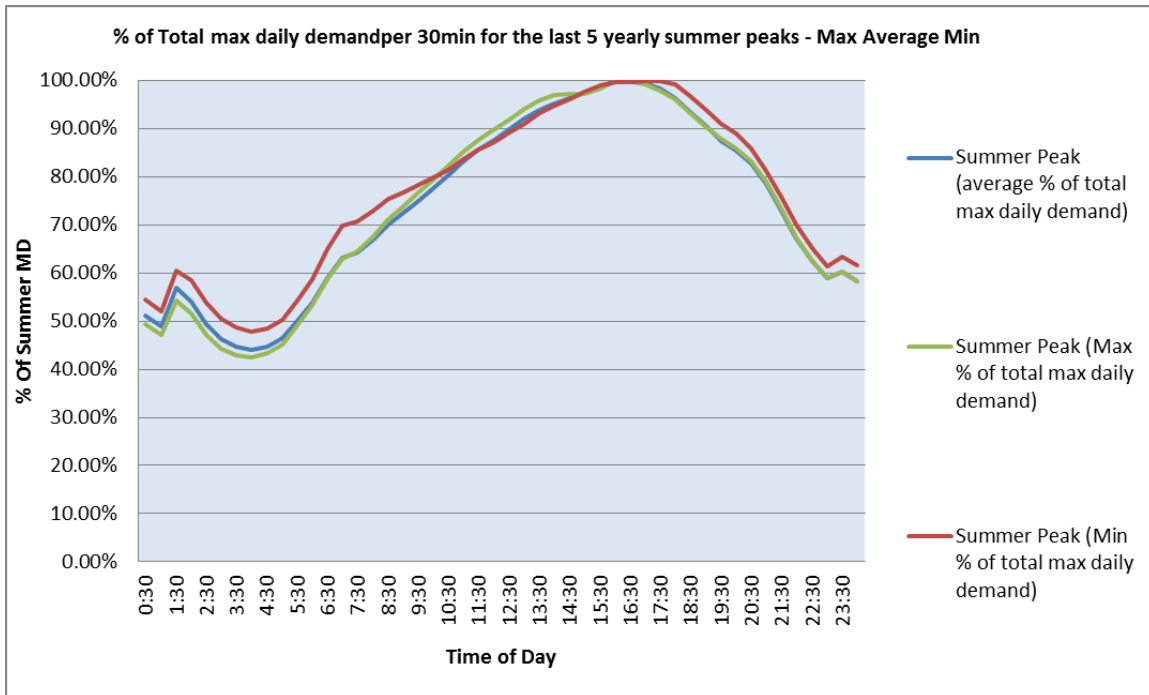
1.10.1.1. Summer System Utilisation

The 'Summer Peak Demand' line in the graph above depicts the Summer Peak Day Utilisation in 2008. It does this by graphing the demand at each half hour of the day, as a proportion of the overall maximum demand reached on that day. For example, at 7am on the 2008 maximum day, demand was only 60% of the total maximum demand that was reached on that day, whilst at 3pm, demand reached 95.36% of the maximum demand that was reached that day. What this shows is that during the 2008 maximum peak demand day, there is a clear peak in the mid afternoon – around 4.30pm – and that demand was at least 90% of the overall peak demand for around 3 hours either side of this peak demand. Outside of this period, demand was below 90% of the overall peak demand and the further away from this peak demand period, the lower the overall % of the peak demand is consumed.

It is noted that this profile of demand is not only consistent across years, but also, consistent on other summer days when utilisation is high. The former is illustrated in the figure below, which graphs the average, maximum and minimum demand of the last 5 peak summer days (2003-2008) for each half

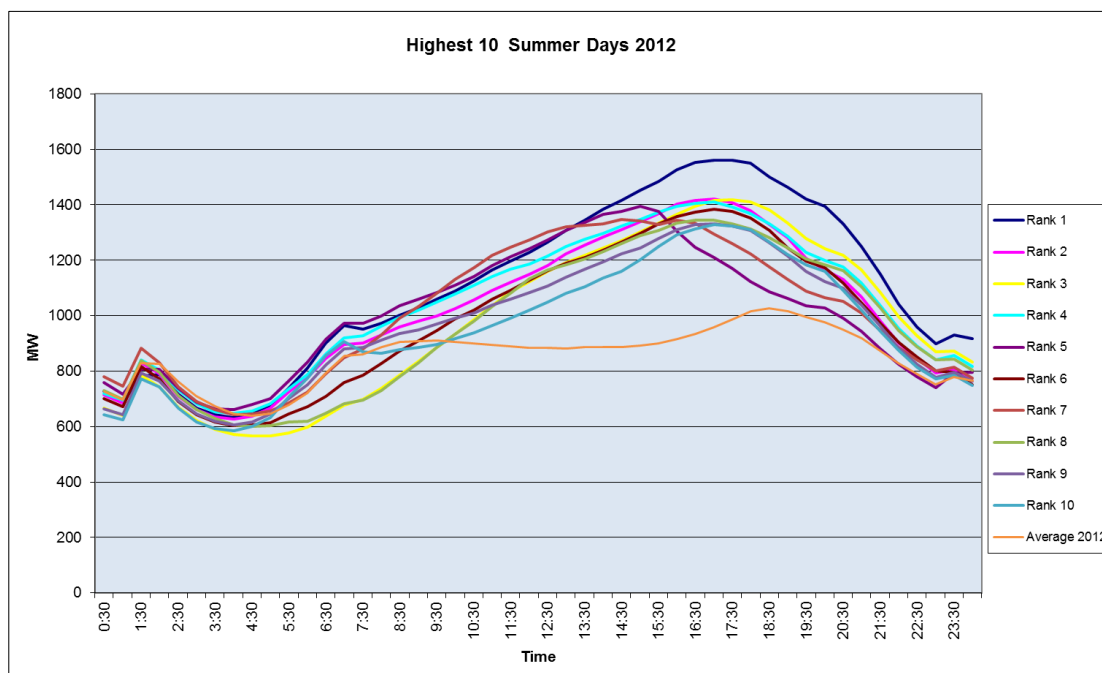
hour, as a percentage of the peak day in that year. As can be seen, the profile of consumption, even when looking at the extremes (maximum/minimum), is very consistent across years.

Figure 1.2: Average, Maximum and Minimum Utilisation for the last 5 Peak Summer Days



This profile is similar across the top 10 peak summer days.

Figure 1.3: Top 10 Summer Days – 2008

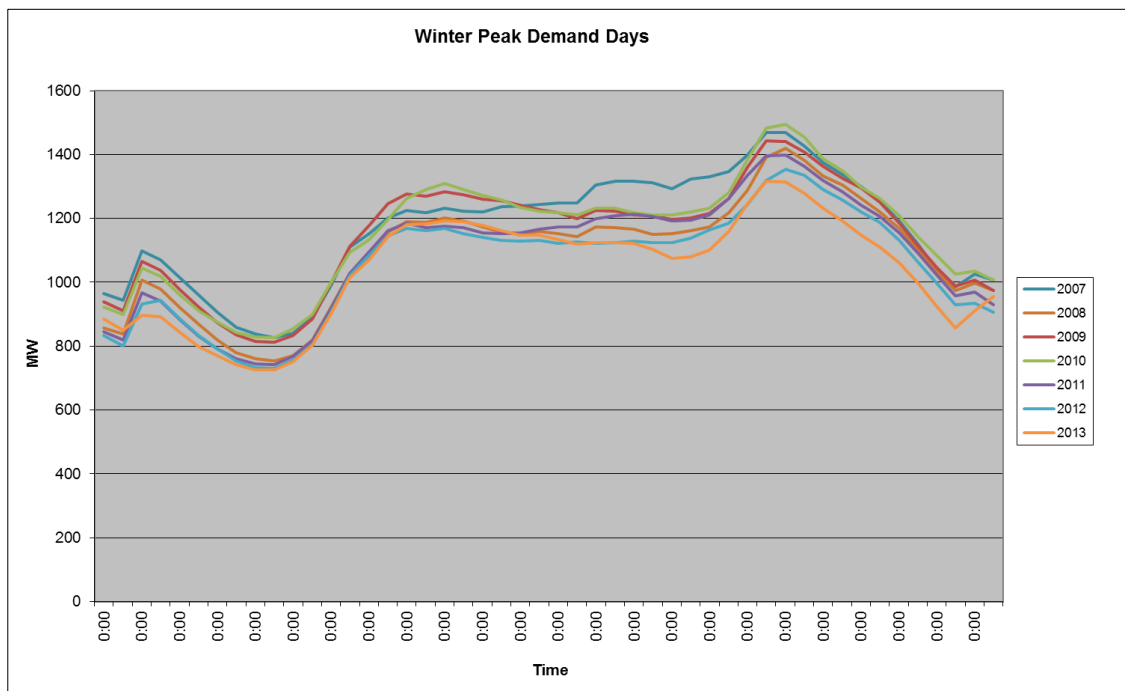


The 5th ranked day has a materially different profile to other ‘peak days’, with an earlier peak and a gradual reduction in usage across the remainder of the day. .

1.10.1.2. Winter System Utilisation

As shown previously in Figure 1.1, the ‘Winter Peak’ utilisation has been utilised to support the development of a winter peak energy price. The Winter Peak Energy profile contained in that graph is very consistent with that which has been experienced historically. In particular, the winter peak virtually always occurs around 6pm, whilst there is always a significant increase ramp up and ramp down in demand two hours either side of this time period,

Figure 1.4: Historical Winter Peak Day Demand Profile



1.10.1.3. Rationale for Time of Use Periods

Collectively, AusNet Services has used this data, along with other relevant data including historical temperatures, to design its Time of Use tariff. The following table summarise the rationale supporting each of AusNet Services' Time of Use tariff components.

LV Tariffs (<160MWh)	
Tariff Component	Proposed Tariff
<p>Summer Peak Period (2pm-6pm)</p>	<p>As illustrated in Figure 1.2 and Figure 1.3, demand on the system averages ~95% of the Maximum Demand on the system peak day, therefore, AusNet Services considers there to be a high probability that the system could peak at anytime within this period; and</p> <p>AusNet Services assessed the benefits and risks associated with adopting a more constrained peak period (eg: 4pm-5pm). In conclusion, AusNet Services considered that adopting a more constrained peak period may lead customers to marginally shift consumption to just before or after this period resulting in the creation of a new peak.</p>
<p>Shoulder Period (12pm-2pm and 6pm-8pm weekdays between Dec and March)</p>	<p>Whilst the information contained in Figure 1.1 indicates that the defined shoulder period does not currently represent system MD (usage on average is between 85% and 95% of total MD), AusNet Services considered there to still be a significant probability that these periods could include the MD, particularly if the peak to shoulder price ratio is high;</p> <p>AusNet Services considers that the adoption of a shoulder period ensures consistency between the summer peak demand price and the shoulder and winter prices (as both of the latter prices are broadly based on their relative % of overall summer MD * the peak summer price);and</p> <p>AusNet Services considered that without a shoulder period, the peak demand period may have to be widened, which in turn mutes its cost reflectivity and the ability for customers to respond to the price signal.</p>
<p>Weekdays Only and inclusion of March period</p>	<p>The last 7 system peak day demand's occurred on a weekday, furthermore, conceptually, AusNet Services considered there to be a very low probability of its system peaking on a weekend due to the significant contribution made to overall demand by industrial and commercial customer's, whose consumption is materially lower on weekends;</p> <p>The 2008 peak demand day occurred in March, whilst four of the top 10 peak summer days in 2008 occurred in March as well; and</p> <p>The average maximum temperature, which is a key driver of demand on the system, has, over the last 7 years, been broadly consistent between March and the 3 summer months (97% of the December average, and 90% of January / February average).</p>

LV Tariffs (<160MWh)	
Tariff Component	Proposed Tariff
Winter Peak Period (4pm-8pm weekdays in Winter)	<p>AusNet Services considered it prudent to retain a Winter Peak Price signal, as the ratio of winter peak demand to summer peak demand is still relatively high – at around 84% in 2008 – which AusNet Services considers may result in there being a slight probability that the overall system may peak in winter (eg: cold winter, mild summer); and</p> <p>The peak period time is different for the winter charge, relative to the summer charge, as winter peaks occur around 6pm (as opposed to 4.30pm in summer), with utilisation being very peaky 2 hours either side of this peak.</p>
Off Peak period (all other usage)	<p>AusNet Services considers that it is virtually impossible for its distribution system to peak outside of these periods. For example:</p> <p>By 8pm in summer, a disproportionate amount of commercial and industrial facilities are likely to be shut, therefore, without their load, it is unlikely that the system peak could ever occur;</p> <p>Air-conditioning usage will always be greater in the afternoon (post 12pm) compared to the morning on the peak day, with other usage remaining relatively constant;</p> <p>Usage outside of the defined winter peak period is low, when compared with overall system peak utilisation in winter (btw 45%-70%), and moreover, it would be virtually impossible for a winter peak to occur in this period due to the drivers underpinning the peak period (eg: people coming home and turning on their heaters); and</p> <p>The extent of usage during periods where mild weather conditions prevail, such as those that occur in Spring and Autumn, is such that a system peak is unlikely to be reached.</p>

Finally, AusNet Services has had particular regard for the Pricing Principles outlined in Clause 6.18.5 of the NERs when developing its indicative tariff levels contained within this Proposal, despite the fact that it will be AusNet Services' Pricing Proposal that will be required to demonstrate compliance with these Pricing Principles. In particular:

AusNet Services' variable energy prices (provided as indicative prices in this Proposal) are based on the outputs of its LRMC model, which uses the 'average incremental cost' approach to determine the LRMC by both:

- location, and
- Sub transmission, HV and LV networks.

AusNet Services' indicative prices maintain existing revenue splits between customer classes, which ensure that tariff revenues are retained below existing upper bound limits for each customer class; and AusNet Services has considered the impact on end customers' ability to respond to the price signal. In particular, it has chosen not to adopt any form of demand tariff for smaller customers at this

time, due to the likely complexity of such a tariff for this customer segment. This was supported by a number of Retailers during one-on-one sessions held within them to discuss AusNet Services' proposed distribution network tariffs. In addition, AusNet Services considers that the AMI rollout and other industry changes are already placing a significant information burden upon customers during the next regulatory period – the addition of a demand tariff will only add to this burden and lead to potential customer confusion.

1.10.1.4. Residential Tariffs

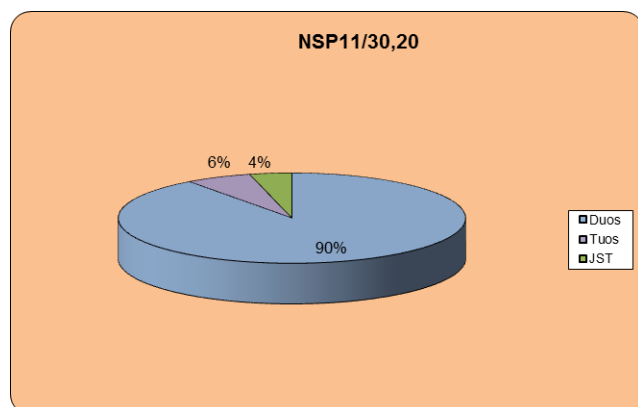
NSP11, NSP30 & NSP20 – Small Residential - Interval metered Time of Use

These Network Tariffs apply only to residential customers who consume less than 160 MWh per annum. The minimum meter requirement for a customer on this tariff is an advanced interval single element meter, “smart meter”.

The tariff consists of a standing charge and seasonal and daily time of use. The summer peak rate applies to energy consumed on weekdays between 2:00pm and 6:00pm during the months of January to March and December each year. The summer shoulder rate applies to energy consumed on weekdays between 12:00pm and 2:00pm and 6:00pm to 8:00pm during the months of January to March and December each year. The winter peak rate applies to energy consumed on weekdays between 4:00pm and 8:00pm during the months of July to August each year. Energy consumed at all other times is off peak.

NSP11/30,20						
	Base Case	Very Low	Low	Average	High	Very High
Energy	7.67 MWh	2.30 MWh	5.37 MWh	7.67 MWh	9.97 MWh	13.04 MWh
Existing	\$ 1,287.35	\$ 428.52	\$ 919.28	\$ 1,287.35	\$ 1,655.42	\$ 2,146.18
Proposed	\$ 1,479.95	\$ 484.17	\$ 1,053.19	\$ 1,479.95	\$ 1,906.71	\$ 2,475.73
Change	14.96%	12.99%	14.57%	14.96%	15.18%	15.36%

The chart below shows 2015 DUoS TUoS and Jurisdictional charges as a proportion of the network charge for an average user.



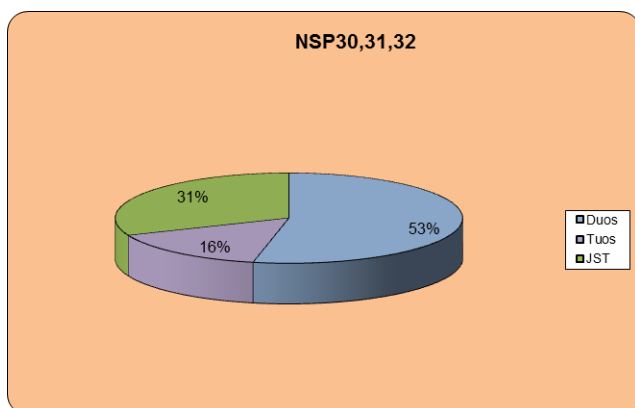
NSP30, NSP31 & NSP32 – Small Residential - Interval metered Time of Use

These Network Tariffs apply to residential and business customers who consume less than 160 MWh per annum. The minimum meter requirement for a customer on this tariff is an advanced interval two element meter, “smart meter” where the second element applies to a dedicated circuit that is switched by AusNet Services and that is required to be separately measured to other off peak load.

The tariff consists of a standing charge and an off peak time of use only component. All energy consumed is off peak.

NSP30,31,32						
	Base Case	Very Low	Low	Average	High	Very High
Energy	2.21 MWh	0.66 MWh	1.54 MWh	2.21 MWh	2.87 MWh	3.75 MWh
Existing	\$ 63.43	\$ 36.95	\$ 52.08	\$ 63.43	\$ 74.78	\$ 89.91
Proposed	\$ 76.92	\$ 39.05	\$ 60.69	\$ 76.92	\$ 93.15	\$ 114.79
Change	21.26%	5.68%	16.52%	21.26%	24.56%	27.66%

The chart below shows 2015 DUoS TUoS and Jurisdictional charges as a proportion of the network charge for an average user.



1.10.1.5. Business Tariffs

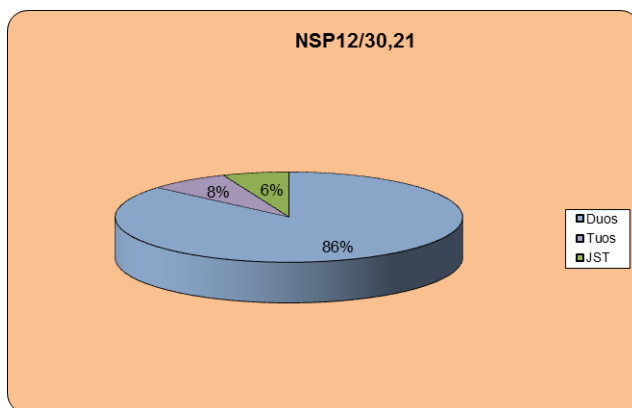
NSP12, NSP30 & NSP 21– Small Business - Interval metered Time of Use

These Network Tariffs apply only to business customers who consume less than 160 MWh per annum. The minimum meter requirement for a customer on this tariff is an advanced interval single element meter, “smart meter”.

The tariff consists of a standing charge and seasonal and daily time of use. The summer peak rate applies to energy consumed on weekdays between 2:00pm and 6:00pm during the months of January to March and December each year. The summer shoulder rate applies to energy consumed on weekdays between 12:00pm and 2:00pm and 6:00pm to 8:00pm during the months of January to March and December each year. The winter peak rate applies to energy consumed on weekdays between 4:00pm and 8:00pm during the months of July to August each year. Energy consumed at all other times is off peak.

NSP12/30,21						
	Base Case	Very Low	Low	Average	High	Very High
Energy	21.41 MWh	6.42 MWh	14.99 MWh	21.41 MWh	27.84 MWh	36.41 MWh
Existing	\$ 1,988.10	\$ 632.56	\$ 1,407.16	\$ 1,988.10	\$ 2,569.05	\$ 3,343.65
Proposed	\$ 2,189.36	\$ 690.80	\$ 1,547.12	\$ 2,189.36	\$ 2,831.60	\$ 3,687.92
Change	10.12%	9.21%	9.95%	10.12%	10.22%	10.30%

The chart below shows 2015 DUoS TUoS and Jurisdictional charges as a proportion of the network charge for an average user.



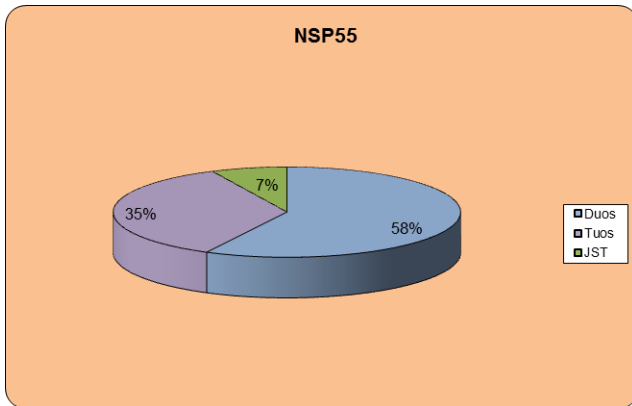
NSP55 – Snowfield Seasonal - Interval metered Time of Use

These Network Tariffs apply only to residential customers who consume less than 160 MWh per annum. The minimum meter requirement for a customer on this tariff is an advanced interval single element meter, “smart meter”.

The tariff consists of a standing charge and seasonal and daily time of use. The summer peak rate applies to energy consumed on weekdays between 2:00pm and 6:00pm during the months of January to March and December each year. The summer shoulder rate applies to energy consumed on weekdays between 12:00pm and 2:00pm and 6:00pm to 8:00pm during the months of January to March and December each year. The winter peak rate applies to energy consumed on weekdays between 4:00pm and 8:00pm during the months of July to August each year. Energy consumed at all other times is off peak.

NSP55						
	Base Case	Very Low	Low	Average	High	Very High
Energy	117.59 MWh	35.28 MWh	82.31 MWh	117.59 MWh	152.87 MWh	199.90 MWh
Existing	\$ 14,072.28	\$ 4,259.88	\$ 9,866.97	\$ 14,072.28	\$ 18,277.60	\$ 23,884.69
Proposed	\$ 10,720.12	\$ 3,259.90	\$ 7,522.88	\$ 10,720.12	\$ 13,917.36	\$ 18,180.34
Change	-23.82%	-23.47%	-23.76%	-23.82%	-23.86%	-23.88%

The chart below shows 2015 DUoS TUoS and Jurisdictional charges as a proportion of the network charge for an average user.



1.11 Parent tariff categories

Category	Parent	Sub Class 1	Sub Class 2
Small Customers	NEE10	NEE11	NSP11
			NGT13
	NEE20	NSP20	NEN20
			NGT26
	NEE30 ^①	NSP30	
		NEE31 ^①	NSP31
		NEE32 ^①	NSP32
Medium Customers	NEE40 ^①	NEE12	NEN12
	NEE51 ^①	NEE21	NEN21
		NEE56 ^②	NSP56
			NEN56
		NEE74 ^①	
Large Customers	NEE60 ^①		
	NEE70 ^②	NEE71 ^②	NEE75 ^②
		NEE72 ^②	NEE76 ^②
			NEE77 ^②
			NEE78 ^②
High Voltage	NEE80 ^②	NEE81 ^②	NEE82 ^②
			NEE83 ^②
			NSP82 ^②
Sub transmission	NEE90 ^②	NEE91	NEE82 ^②
			NSP82 ^②
			NEE92 ^②
			NSP92
		NEE94 ^②	
		NSP94	

1.12 Combination Tariffs

Tariffs	NEE11	NEE12	NEE40
NEE30	NEE13 ^①	NEE16 ^①	NEE41 ^①
NEE31	NEE14 ^①	NEE17 ^①	NEE42 ^①
NEE32	NEE15 ^①	NEE18 ^①	NEE43 ^①

Number of Tariffs	50
Number of Combination Tariffs	9
Total Number of Tariffs	59

Tariffs	NEN11	NEN12
NEE30	NEN13 ^①	NEN16 ^①
NEE31	NEN14 ^①	NEN17 ^①
NEE32	NEN15 ^①	NEN18 ^①

Tariffs	NSP11	NSP12
NSP30	NSP13 ^①	NSP16 ^①
NSP31	NSP14 ^①	NSP17 ^①
NSP32	NSP15 ^①	NSP18 ^①

^①

Closed to new entrants

^②

Closed and customers transferred

1.13 Closed Tariffs

Tariffs Closed and Customers Transferred – AusNet Services has not closed and transferred customers for any tariffs in 2015.

Tariffs Closed to New Entrants – AusNet Services has not closed any tariffs to new entrants in 2015.

1.14 Forthcoming changes in network tariffs

1.14.1 Small Residential & Business tariffs

AusNet Services introduced two new tariffs for customers taking supply from the low voltage network in 2011, tariffs NSP26 and NSP27. Network tariff NSP26 has now been replaced with NGT26. Tariff NSP27 provides customers an alternative to the high peak prices during summer and winter on Network tariff NSP21 that was introduced in 2010. This tariff uses the same periods to ensure customers have a price signal that is consistent with the times AusNet Services' network is experiencing extreme demands but with a moderated peak price that has been offset by marginally higher rates at other non-peak times.

In consultation with the Victorian Government and other Victorian Distributors AusNet Services has restructured NSP26 as NGT26 as part of the Victorian Government's Flexible Pricing options. Detail on this tariff is outlined in sections 1.8 and 1.9.1 above.

AusNet Services has 540,000 small residential and 70,000 small and medium sized Industrial & Commercial customers to whom these tariffs may apply once the Advanced Interval Metering roll-out is completed. The interval meters will allow AusNet Services to capture more information, which in turn will allow the creation of more cost reflective and sophisticated tariffs. This process was due to start in 2006 and is now underway with the meters being installed, AusNet Services has now established tariffs for this metering infrastructure, the tariffs provide retailers with advance information on tariff structures and indicative rates. Until July 2013 AusNet Services will continue to abide by the moratorium on these tariffs that was instigated by the Victorian Government in 2010, as a result no customers were placed on these tariffs until the moratorium expired in September 2013.

In 2008 AusNet Services introduced five new tariffs for customers taking supply from a low voltage network owned and maintained by a third party. Tariffs NEN11, NEN12, NEN20, NEN21 and NEN56 provide these customers with an opportunity to shift to a more cost reflective tariff. The introduction of these tariffs furthers AusNet Services' intention to make tariffs more cost reflective for the individual tariff groups.

1.14.2 Large Business tariffs

Prior to 2011 AusNet Services levied an 'anytime' demand tariff upon customers consuming >160MWh. This tariff was based on the maximum anytime demand recorded by that customer, and this demand is only re-set if the customer:

- records a higher maximum demand, thus leading to a higher KVA being used to set tariffs from that point forward, or
- seeks a demand adjustment to reflect their revised energy consumption characteristics.

The key drawback associated with the existing tariff structure is that a customer is charged a 'Demand' tariff on their peak 'demand', even though that demand may not be co-incident with when AusNet Services' system is at its peak. For example, demand overnight on a weekend during a mild weather period was charged the same 'Demand rate' as if it had occurred late in the afternoon on a day of peak demand during summer.

From 2011, AusNet Services has introduced a 'Critical Peak Demand Price' for those customers that consume >160MWh per year.

The following table outlines the key components of these tariffs.

Table 2: AusNet Services' Critical Peak Demand Tariff

>160MWh (large LV, HV and Sub-transmission customers)	
Tariff Component	Proposed Tariff
Capacity Charge	<p>1. Low Voltage Capacity charge based on the nameplate rating of the transformer supplying the customer's installation. For sites where the transformer is not dedicated to the customer installation the charge will be established as the portion of the transformer that is allocated to the customer's requirements.</p> <p>2. High Voltage & Sub transmission Capacity based on the rating of the cabling and switchgear that makes the customer connection point.</p>
Critical Peak Demand Charge	The demand charge will be based on the average of customer's maximum kVA recorded on the 5 nominated peak demand weekdays during the Defined Critical Peak Demand Period.
Defined Critical Peak Demand Period	<p>Days must be during the period of December to March, and the days will be nominated and communicated to customers with a minimum of one business days notice.</p> <p>The period during which the demand is to be measured only includes between 2pm-6pm on the nominated day.</p> <p>The 5 maximum's are averaged and used as the basis for the demand charge for the 12 month period from April to March.</p>
Energy Charge	Peak, Off Peak or Peak, Shoulder & Off Peak similar to existing charges
Standing Charge	Fixed annual charge, similar to existing charges

As indicated above, the key reasons for replacing the current anytime demand tariff with this Capacity charge and Critical Peak Demand charge are that it:

- better targets the demand that is driving system capacity constraints, as it focuses only on Demand during peak times of the peak day:
- overcomes the current inequities whereby a customer is charged a 'Demand' tariff on their peak 'demand', even though that demand is not contributing to the overall system peak, and therefore, is not contributing to AusNet Services' future augmentation costs,
- is easier for customers to respond to, as they only have to alter their consumption for between 1 to 5 days, and for 4 hours within those days, to get a benefit, whereas the current tariff requires a permanent step down in electricity consumption, which provides more scope for customers to change their consumption in response to the price signal

(eg: use of back up generation on those days, changed hours of operation on those days), and

- is clearly tied to 'past' peak demand, therefore there are less costs associated with administering this tariff as demand adjustments for existing customers are not required (although there will be some increased costs in communicating this tariff, the net effect having been included in this Proposal).

AusNet Services will be communicating the nominated days to customers and their respective Retailers concurrently, at least one business day in advance. In addition, AusNet Services will use a longer range weather forecast to flag with customers the possible nomination of a day up to a week in advance. This will not represent a firm commitment; rather, it would provide customers with advance notice of the possible nomination of a certain day, which in turn will allow them to make some preparations in advance. The final nomination would still occur at least 1 business day prior to the nominated day. AusNet Services notes that this 'advance communication' stems from a suggestion that was made by a Retailer at one of the one-on-one retailer forums that AusNet Services held with all key Retailers to discuss its proposed new tariffs.

AusNet Services will communicate this nominated day via any electronic form of notification such as SMS and email.

2 Efficient Pricing bounds

The National Electricity Rules require distribution business to set prices for each customer class within efficient pricing bounds. In particular Clause 6.18.5 states:

- (a) For each *tariff class*, the revenue expected to be recovered should lie on or between:
 - (1) an upper bound representing the stand alone cost of serving the customers who belong to that class; and
 - (2) a lower bound representing the avoidable cost of not serving those customers.

With regard to the upper bound to ensure that each tariff class is charged a rate that does not exceed the stand alone cost AusNet Services uses a total cost of supply model. This model takes the optimised replacement costs of the network assets and network operating and maintenance costs. These costs are then allocated to the network voltage levels and to determine the total costs of supply at each voltage level. Each tariff classes contribution to these costs is determined by their load profiles and their contribution to the network load profile. These costs are then broken down into the cost per kWh for each tariff class and measured against the set tariffs to ensure that the tariff class does not recover more than its cost to supply and thereby ensure that the prices are not above the stand alone cost to serve.

With regard to the lower bound AusNet Services uses a long run marginal cost model to ensure that the tariffs for each customer class are greater than the long run marginal costs of supply. This model allocates costs to each tariff class based on the classes' contribution to network maximum demand at the relevant voltage level and for all higher voltage levels. The marginal costs are then summed to determine the minimum average rate required for each tariff class.

2.1 Pricing and future investment requirements

Time of use charges: Peak prices are higher than off peak charges as most of the future investment requirement is caused by peak usage.

AusNet Services' new tariffs will associate the variable tariff component with the pertinent variable costs of consumption. These costs will, where possible, have regard to the long run marginal costs consumption. When consumption is priced at long run marginal cost only efficient consumption occurs.

It is of course immensely difficult to accurately measure the long run marginal costs of consumption. These are in a state of constant flux, and are affected by both short and long run factors, they are reliant on accurate consumption forecasts, accurate costing of capital and labour costs, accurate knowledge of the timing of required capital investments costs and perfect information of future technological advances.

For this reason a certain amount of pragmatism is required in the allocation of variable costs to the variable tariff components. AusNet Services has undertaken a comprehensive allocation of variable costs between customer groups, tariffs, and tariff components, whilst having regard also to the long run marginal costs of consumption changes.

The fixed component of a customer's total bill is driven by those costs that do not vary with levels of consumption.

3 Tariff Management in 2015

3.1 Re-assignments that have occurred and will take place, including a rationale

AusNet Services does not intend to undertake any mandatory re-assignments for the forthcoming period (1st January 2015 – 31st December 2015). Network Tariffs NEE24 and NEE25 have been introduced to assist with the management of the network in some rural areas where peak demands occur overnight. Customers may be re-assigned to these tariffs to enable AusNet Services to spread the switching of off peak controlled loads, in these circumstances customers that have their tariff re-assigned will be notified, and if the tariff assignment is not appropriate AusNet Services will allow the customer to remain on their current tariff.

3.1.1 Tariff Reassignments

Where customers load and/or connection characteristics change they may become entitled to a tariff reassignment. AusNet Services does not mandatorily make these reassignments where only the load has changed as we do not have adequate information to be assured that the change is not temporary. Where a customer or their retailer believes that the customer's load has changed such that they should be placed on an alternative tariff they should request that AusNet Services to make the reassignment. Where a reassignment is approved AusNet Services requires the customer to remain on that tariff for a minimum of twelve months.

In some cases AusNet Services may have more than one tariff applicable to a customers load and connection characteristics. In these cases the customer or the retailer may elect to have the customer reassigned to an alternative tariff provided that it is not closed to new customers.

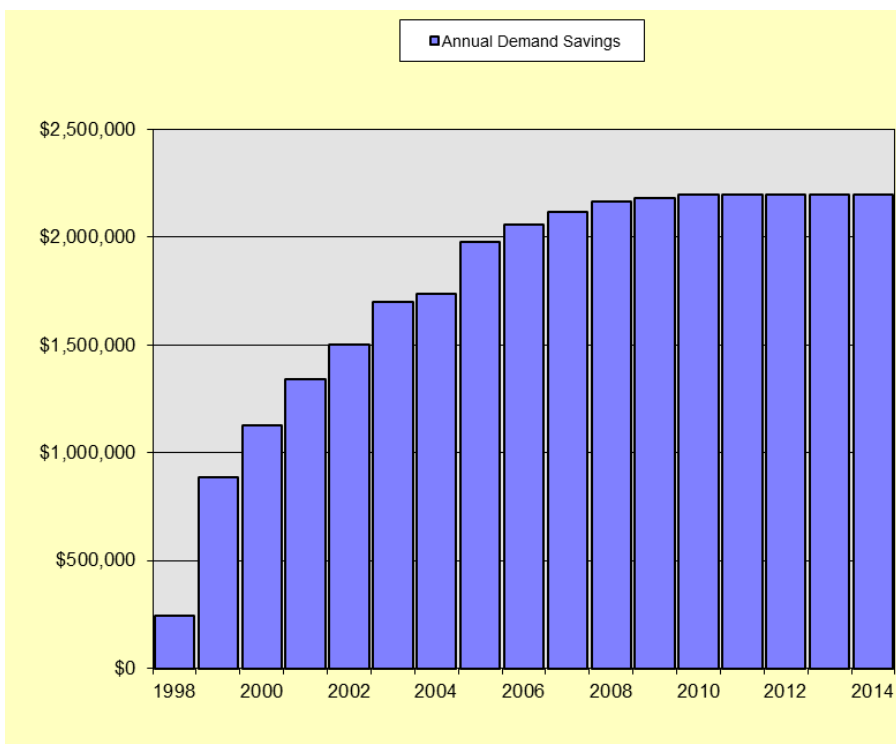
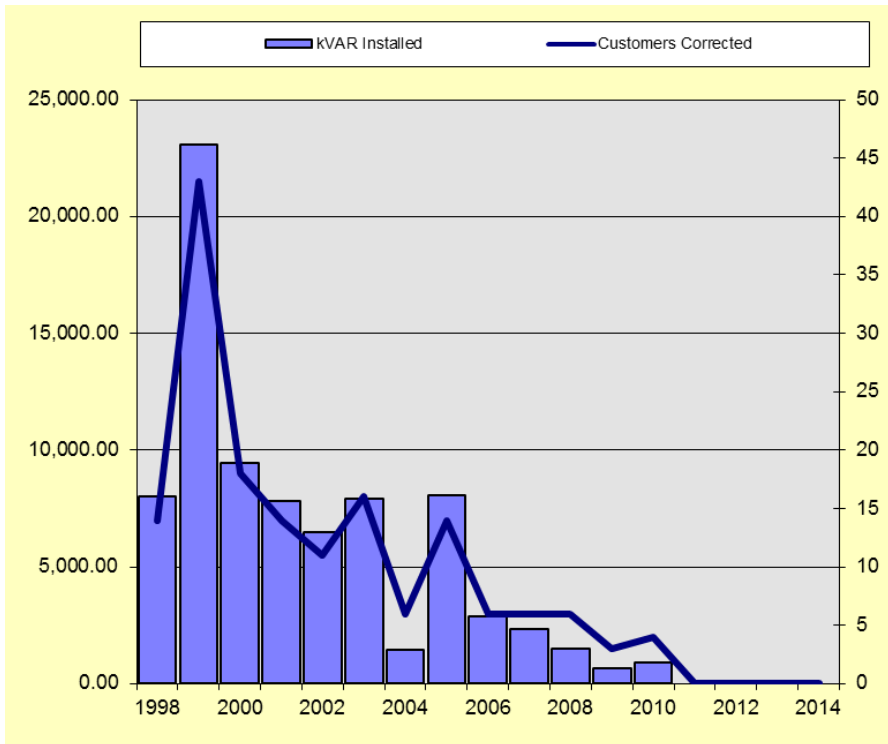
During 2014 AusNet Services has made 319 tariff reassignments for customers where their load characteristics have changed, 3,332 tariff reassignments related to solar installations and 7,821 tariff reassignments to take advantage of tariff rate benefits..

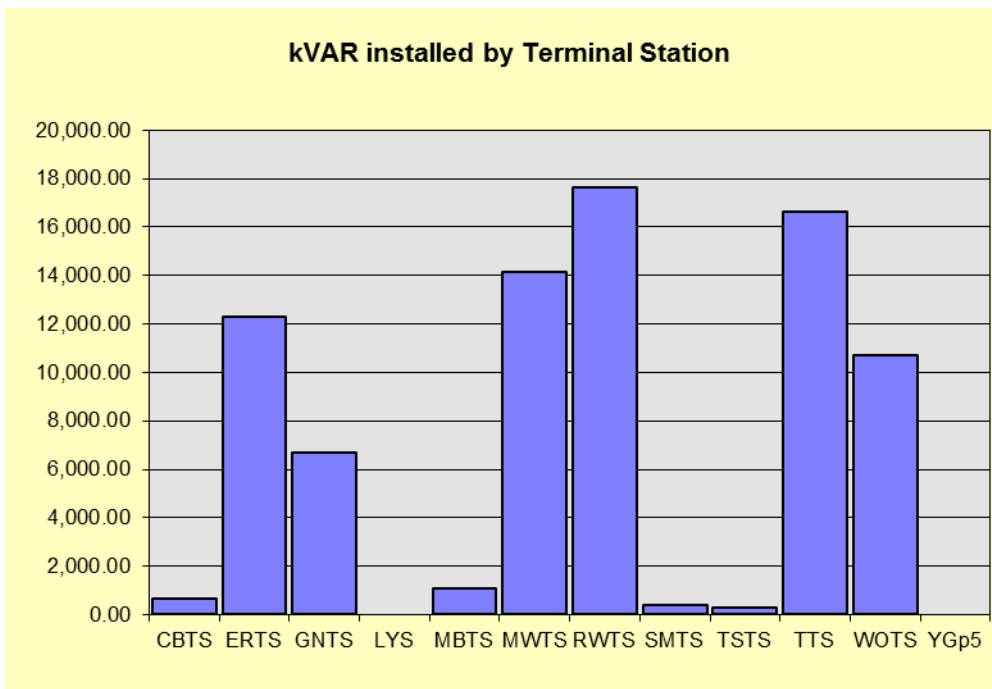
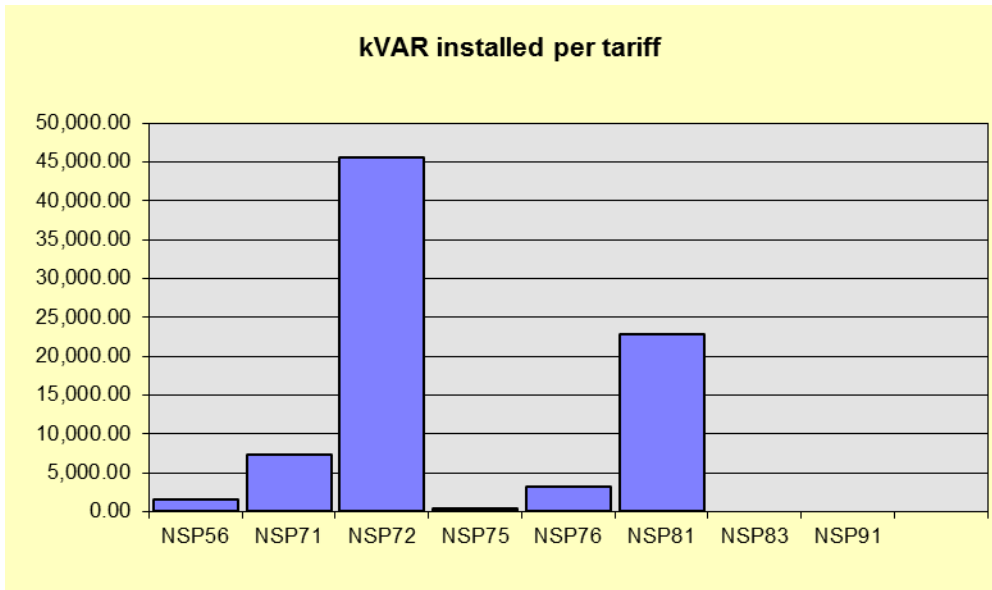
3.1.2 Power Factor Correction

When a customer takes action in order to correct their power factor the benefits will occur in a lower Critical Peak Demand the following summer. This will result in lower Critical Peak demand charges in following years with no need for AusNet Services to immediately reduce their demand charge.

In some circumstances where the customer is able to release the capacity for AusNet Services to supply other customers AusNet Services may be able to give consideration to a reduction in the Capacity to what is expected with the new power factor correction. The savings for the client are substantial and AusNet Services benefits from a more efficient use of the network.

The following charts give the details on kVAR installed, dollar savings and customers. No customers have reported the installation of power factor correction in 2014.





3.1.3 Other load and demand management

Customers have not made any requests to reduce their demand following the installation of any other forms of load management equipment or the implementation of any demand management initiative during 2014.

3.1.4 Demand Reset

With the introduction of Critical Peak Demand tariffs AusNet Services no longer has any need to reset a customer's demand. Critical Peak Demand is measured over the summer period each year and customers that manage their demand under these tariffs will have their demand charges adjusted from April each year. Following the implementation of these tariffs in 2014 Customers responded to AusNet Services' notifications with demand reductions that totalled 64MW.

4 Usage/Quantity Information

4.1 Details on quantities (usage and customer numbers)

The following table sets out customer number and annual energy use details by tariff for each active tariff. Tariffs that will not have customers assigned up to and during the during the forecast period are not shown.

Network Tariff	2013 Actual		2014 Estimate		2015 Forecast	
	Customers	GWh	Customers	GWh	Customers	GWh
NEE11 Small Single Rate < 160MWh	477,598	2,161,207	476,541	2,170,476	472,293	2,179,309
NGT11 Small Interval Single Rate < 160MWh	1	5	-	6	10	46
NSP11 Small Single Rate < 160MWh	6	54	7	4	12	107
NEN11 Small Single Rate < 160MWh Embedded Network	1	5	-	-	1	5
NEE12 Small Business Single Rate - new in 2001	28,059	218,227	27,741	218,774	27,319	220,964
NSP12 Small Business Single Rate - new in 2001	1	20	1	0	2	40
NEN12 Small Business Single Rate - Embedded Network	1	8	-	-	1	8
NEE20 Small Two Rate	50,200	370,251	50,909	378,234	49,381	377,057
NSP20 Small Two Rate	1	4	2	9	5	36
NGT26 Small Interval Multi Rate	16	32	600	4,145	2,000	18,127
NEN20 Small Two Rate - Embedded Network	1	9	-	-	1	9
NEE21 Small Business Two Rate	30,437	811,564	34,623	908,399	34,008	961,288
NSP21 Small Business Two Rate	0	27	0	27	1	28
NSP27 Small Business Two Rate	0	14	3	198	3	85
NEN21 Small Business Two Rate - Embedded Network	1	51	1	96	1	380
NEE23 Photovoltaic	57,265	223,004	69,123	269,420	80,505	287,846
NSP23 Photovoltaic	1	4	2	12	4	17
NEE24 Small rate 5 * ay 8 to 8	2,226	10,287	2,520	-	1,987	-
NEE25 Small business rate 5 day 8 to 8	3	12	2	11	3	12
NEE30 Small Dedicated	106,379	187,366	103,033	174,822	98,578	156,856
NSP30 Small Dedicated	1	2	-	-	1	2
NEE31 Small Dedicated-afternoon boost	15,920	62,329	15,268	58,286	14,836	55,657
NSP31 Small Dedicated-afternoon boost	1	4	-	-	1	4
NEE32 Dedicated Circuit 8 to 8	4,267	7,049	4,141	5,407	4,038	5,147
NSP32 Dedicated Circuit 8 to 8	1	1	-	-	1	1
NEE40 Medium Single Rate - closed to new customers	1,995	26,605	1,837	22,719	1,697	22,792
NEE51 Medium Two Rate 5Day - closed to new customers - <160MWh to NEE21	3,430	350,757	2,995	313,212	2,473	260,954
NEE55 Snowfields Tariff	1	120	2	337	1	980
NSP55 Snowfields Tariff	1	118	-	-	1	980
NSP56 Medium Demand Multi-rate	712	190,831	752	195,675	760	208,081
NEN56 Medium Demand Multi-rate - Embedded Network	0	67	0	21	1	67
NEE60 Medium Two Rate 7Day - closed to new customers	4,836	83,890	830	31,172	443	11,613
NEE52 Unmetered	-	70,612	-	72,670	91	77,577
NEE74 LV Large Two Rate 5Day	20	13,274	20	13,445	20	13,823
NSP75 Large Multi-rate <750 kVA	644	362,388	661	359,368	654	362,746
NSP76 Large Multi-rate >750 kVA	448	589,825	467	579,474	482	599,549
NSP77 Large Multi-rate >2 GWh	102	237,687	119	281,021	148	346,484
NSP78 Large Multi-rate >4 GWh	44	212,084	46	218,702	52	243,597
NSP8* High Voltage	93	666,409	94	601,778	98	564,713
N**9* Subtransmission & Latrobe Valley Generators	6	533,741	6	506,605	13	516,051

4.2 Future Network constraints

AusNet Services produces a Distribution System Planning Report, which outlines AusNet Services' plans to meet predicted demand for electricity and to improve reliability for customers. This proposal is available on AusNet Services' website at www.ausnetservices.com.au.

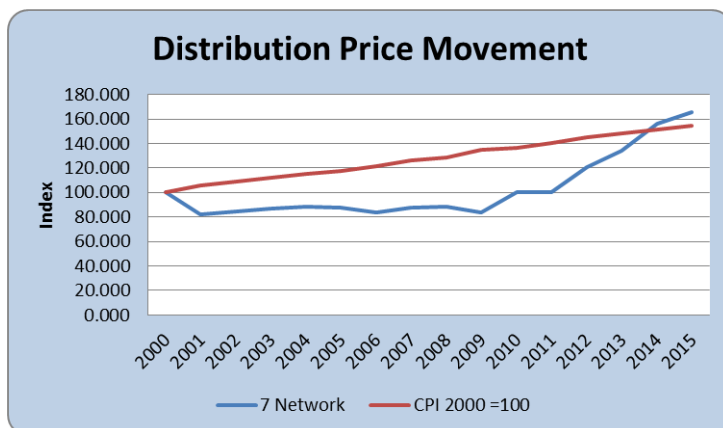
5 Annual Adjustment Variables

In 2015, AusNet Services has increased distribution tariffs by 7.23% on average. The maximum increase on any tariff class is 11.58%. The changes are made up of the following:

Tariff Escalation Component	% Change
CPI	2.31%
X Factor	7.09%
Licence factor	0.00%
S Factor	-2.13%
VBRC & F Factor	93.31%
Total DUoS	8.41%
Jurisdictional (Solar)	-17.87%
TUoS	60.70%
Total NUoS	11.68%

Note: Components are not additive

- CPI: September Quarter of All Groups, Weighted Average of eight capital cities;
- X Factor: Approved price path for regulatory period 2015;
- S Factor: Incentive mechanism on reliability that rewards (or penalises) distributors on the basis of performance against target;
- L Factor Adjustment for variation in Distribution Licence fee;
- VBRC & F Factor Adjustment to provide for additional works required following the decision of the Victorian Bushfire Royal Commission.



5.1 Effect on individual tariffs components

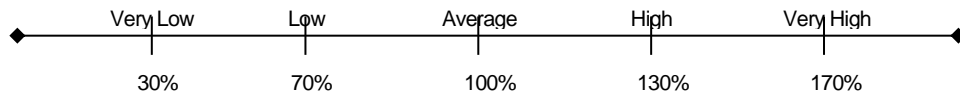
Proposed tariff	Percentage Change			
	DUos	TUos	JST	Total
NEE11 Small Single Rate < 160MWh	5.76%	55.35%	-19.25%	8.65%
NGT11 Small Interval Single Rate < 160MWh	17.31%	55.35%	-19.25%	17.80%
NSP11 Small Single Rate < 160MWh	14.99%	55.34%	-19.06%	15.11%
NEN11 Small Single Rate < 160MWh Embedded Network	8.12%	55.35%	-19.25%	11.77%
NEE12 Small Business Single Rate - new in 2001	14.71%	55.35%	-19.22%	15.68%
NSP12 Small Business Single Rate - new in 2001	12.92%	55.34%	-18.98%	13.21%
NEN12 Small Business Single Rate - Embedded Network	50.70%	55.35%	-19.22%	46.90%
NEE20 Small Two Rate	34.30%	55.34%	-18.86%	29.60%
NSP20 Small Two Rate	11.62%	55.33%	-18.74%	7.02%
NGT26 Small Interval Multi Rate	7.40%	55.34%	-18.83%	6.59%
NEN20 Small Two Rate - Embedded Network	13.67%	55.34%	-18.90%	13.61%
NEE21 Small Business Two Rate	7.05%	55.34%	-18.96%	8.71%
NSP21 Small Business Two Rate	1.25%	55.33%	-18.75%	2.18%
NSP27 Small Business Two Rate	48.97%	55.33%	-18.75%	40.38%
NEN21 Small Business Two Rate - Embedded Network	78.45%	55.34%	-19.02%	64.21%
NEE23 Photovoltaic	16.77%	55.34%	-18.85%	15.40%
NSP23 Photovoltaic	15.90%	55.34%	-18.85%	15.09%
NEE24 Small rate 5 day 8 to 8	88.34%	55.34%	-18.81%	53.58%
NEE25 Small business rate 5 day 8 to 8	34.99%	55.34%	-19.07%	29.17%
NEE30 Small Dedicated	52.55%	55.33%	-19.14%	18.77%
NSP30 Small Dedicated	50.05%	55.33%	-19.15%	17.39%
NEE31 Small Dedicated-afternoon boost	70.74%	55.33%	-19.01%	28.69%
NSP31 Small Dedicated-afternoon boost	69.87%	55.33%	-19.00%	28.23%
NEE32 Dedicated Circuit 8 to 8	47.23%	55.33%	-19.15%	15.40%
NSP32 Dedicated Circuit 8 to 8	40.96%	55.33%	-19.19%	12.10%
NEE40 Medium Single Rate - closed to new customers	41.03%	55.35%	-19.21%	38.35%
NEE51 Medium Two Rate 5Day - closed to new customers - <160MWh to NEE21	20.97%	55.35%	-18.99%	20.20%
NEE55 Snowfields Tariff	50.56%	0.00%	-18.72%	11.89%
NSP55 Snowfields Tariff	-42.26%	55.34%	-19.15%	-23.82%
NSP56 Medium Demand Multi-rate	-3.38%	55.35%	-18.93%	0.40%
NEN56 Medium Demand Multi-rate - Embedded Network	-16.93%	55.35%	-18.93%	-10.00%
NEE60 Medium Two Rate 7Day - closed to new customers	-41.21%	55.35%	-18.93%	-23.88%
NEE52 Unmetered	0.00%	0.00%	0.00%	0.00%
NEE74 LV Large Two Rate 5Day	79.92%	55.35%	-18.93%	75.28%
NSP75 Large Multi-rate <750 kVA	-15.36%	55.35%	-18.93%	-8.14%
NSP76 Large Multi-rate >750 kVA	12.44%	55.35%	-18.93%	17.74%
NSP77 Large Multi-rate >2 GWh	7.08%	55.35%	-18.93%	15.08%
NSP78 Large Multi-rate >4 GWh	0.21%	55.35%	-18.93%	10.06%
NSP81 HV Kva	4.70%	55.35%	-18.93%	18.69%
NSP82 Traction	7.68%	55.35%	-18.93%	17.52%
NSP83 Small HV	11.21%	55.35%	-18.93%	17.32%
NSP91 ST kVA	-4.00%	55.34%	-18.93%	25.82%
NEE93 Latrobe Generators kVA (non published)	0.00%	0.00%	-18.93%	-18.93%
NSP94 - ST kVA >25MVA <20kM	-0.87%	55.35%	-18.93%	40.45%
NSP95 - ST kVA <25MVA >20kM	-5.95%	55.35%	-18.88%	25.45%

Note: Percentage changes based on 2013 volumes and customer numbers.

5.2 Impact of Network Tariffs

The following section provides a brief description of how AusNet Services has evaluated the impact on Network Tariffs as set out in section 1.5 where a comparison of the impact of changes between 2014 and 2015 Network Tariffs has been made. AusNet Services has made an evaluation of the

impact by using five usage levels – very low, low, average, high and very high. Average consumption is calculated by dividing energy by the number of customers.³ The remaining usage levels are calculated by applying a percentage, as shown below, to the average rate.



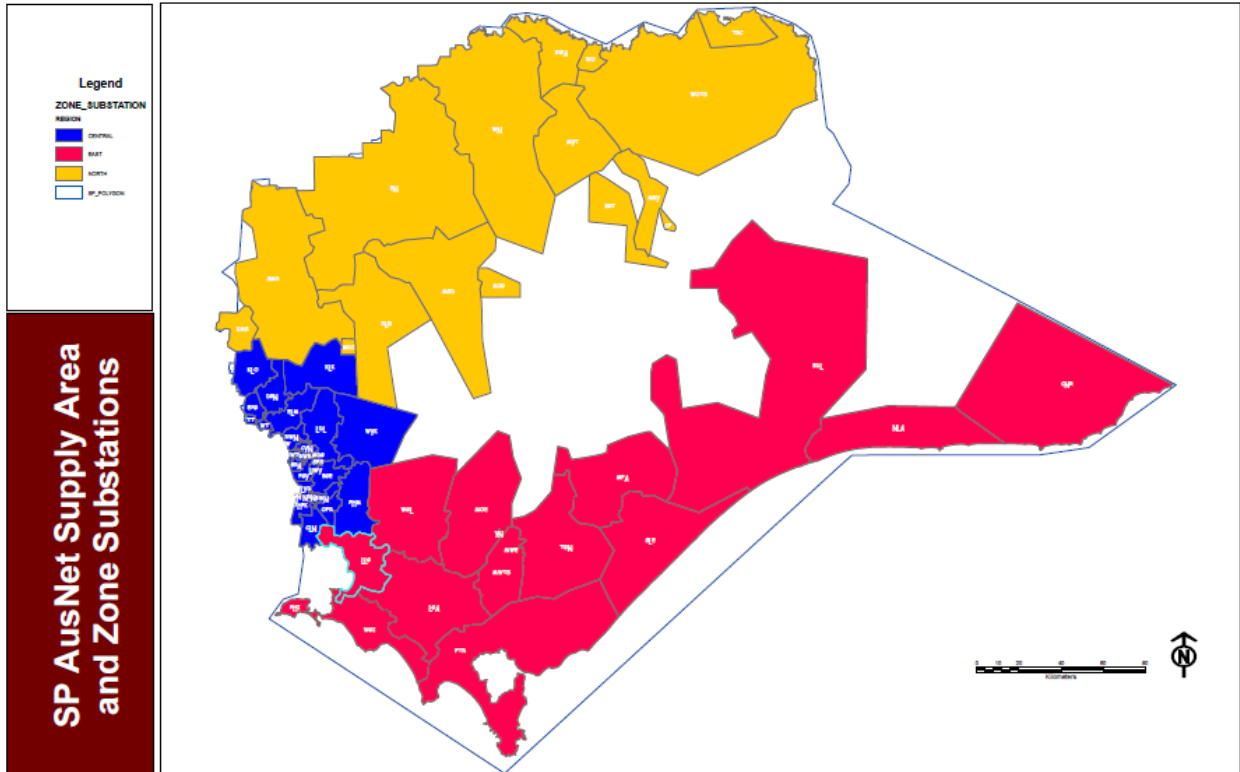
To assess the impact of demand tariffs, a demand level was estimated according to the calculated consumption level in proportion to totals for the network tariff concerned. The demand charge used is the highest of either the calculated amount or the minimum demand for the tariff.

It should be noted that the calculated charges are based on AusNet Services' customers and therefore are not comparable to the charges applicable to similar network tariffs for other Distribution Businesses.

³ Energy and customer numbers used relate to 2013, which are consistent with those submitted to the Australian Energy Regulator as part of the 2015 Network Tariff Submission.

6 Attachments

6.1 AusNet Services' Supply Area



6.2 Schedule of Distribution Use of System Tariffs

Small Customer Tariffs

Applies to < 90kVA & < 160 MWh/pa

NEE11	Small Residential single rate		
	<i>Franchise Tariffs GD,GR</i>		
	Standing Charge	\$/customer pa	\$49.46
	Energy – First 1020/Quarter	c/kWh	7.8304
	Energy – Balance	c/kWh	14.2896
NEN11	Small Residential single rate embedded network		
	<i>Franchise Tariffs GD,GR</i>		
	Standing Charge	\$/customer pa	\$49.46
	Energy – First 1020/Quarter	c/kWh	4.8364
	Energy – Balance	c/kWh	5.2884
NGT11	Small Residential single rate interval data		
	<i>Franchise Tariffs GD,GR</i>		
	Standing Charge	\$/customer pa	\$49.46
	Energy - All Consumption	c/kWh	13.3204
NSP11	Small Residential interval meter time of use		
	Standing Charge	\$/customer pa	\$49.46
	Summer Peak - Dec-March, Mon - Fri, 2pm - 6pm	c/kWh	38.5324
	Summer Shoulder - Dec-March, Mon - Fri, 12pm-2pm and 6pm to 8pm	c/kWh	33.7154
	Winter peak - Jun-Aug, Mon - Fri, 4pm to 8pm	c/kWh	29.5054
	Off Peak - all other times	c/kWh	2.3311
NEE12	Small Business single rate		
	<i>Franchise Tariffs B,E,G,N</i>		
	Standing Charge	\$/customer pa	\$49.46
	Energy – First 1020/Quarter	c/kWh	16.2364
	Energy – Balance	c/kWh	19.4674
NEN12	Small Business single rate		
	<i>Franchise Tariffs B,E,G,N</i>		
	Standing Charge	\$/customer pa	\$49.46
	Energy – First 1020/Quarter	c/kWh	18.2134
	Energy – Balance	c/kWh	21.2044

NSP12	<i>Small Business interval meter time of use</i>		
	Standing Charge	\$/customer pa	\$55.10
	Summer Peak - Dec-March, Mon - Fri, 2pm - 6pm	c/kWh	38.5324
	Summer Shoulder - Dec-March, Mon - Fri, 12pm-2pm and 6pm to 8pm	c/kWh	33.7154
	Winter peak - Jun-Aug, Mon - Fri, 4pm to 8pm	c/kWh	29.5054
	Off Peak - all other times	c/kWh	3.7361
NEE13	<i>Small Residential single rate & Dedicated Circuit (closed to new entrants)</i>		
	<i>Franchise Tariffs GD,GR & Y6,YT,Y8</i>		
	Off Peak – 11:00PM to 7:00AM each day		
	Standing Charge	\$/customer pa	\$60.52
	Energy – First 1020/Quarter	c/kWh	7.8304
	Energy – Balance	c/kWh	14.2896
	Off Peak Energy	c/kWh	1.3946
NEN13	<i>Small Residential single rate & Dedicated Circuit (closed to new entrants)</i>		
	<i>Franchise Tariffs GD,GR & Y6,YT,Y8</i>		
	Off Peak – 11:00PM to 7:00AM each day		
	Standing Charge	\$/customer pa	\$60.52
	Energy – First 1020/Quarter	c/kWh	4.8364
	Energy – Balance	c/kWh	5.2884
	Off Peak Energy	c/kWh	1.3946
NSP13	<i>Small Residential single rate & Dedicated Circuit interval meter time of use (closed to new entrants)</i>		
	Standing Charge	\$/customer pa	\$60.52
	Summer Peak - Dec-March, Mon - Fri, 2pm - 6pm	c/kWh	38.5324
	Summer Shoulder - Dec-March, Mon - Fri, 12pm-2pm and 6pm to 8pm	c/kWh	33.7154
	Winter peak - Jun-Aug, Mon - Fri, 4pm to 8pm	c/kWh	29.5054
	Off Peak - all other times	c/kWh	2.3311
	Off Peak - dedicated Circuit	c/kWh	1.3946
NGT13	<i>Small Residential single rate & Dedicated Circuit interval meter time of use</i>		
	<i>Franchise Tariffs GD,GR</i>		
	Standing Charge	\$/customer pa	\$60.52
	Energy - All Consumption	c/kWh	13.3204
	Off Peak - dedicated Circuit	c/kWh	1.3946

NEE14	<i>Small Residential single rate & Dedicated Circuit – afternoon boost (closed to new entrants)</i>		
	<i>Franchise Tariffs GD,GR & J,J6,JT,J8</i>		
	Off Peak – 11:00PM to 7:00AM each day		
	Standing Charge	\$/customer pa	\$60.52
	Energy – First 1020/Quarter	c/kWh	7.8304
	Energy – Balance	c/kWh	14.2896
	Off Peak Energy	c/kWh	1.3946
NEN14	<i>Small Residential single rate & Dedicated Circuit – afternoon boost (closed to new entrants)</i>		
	<i>Franchise Tariffs GD,GR & J,J6,JT,J8</i>		
	Off Peak – 11:00PM to 7:00AM each day		
	Standing Charge	\$/customer pa	\$60.52
	Energy – First 1020/Quarter	c/kWh	4.8364
	Energy – Balance	c/kWh	5.2884
	Off Peak Energy	c/kWh	1.3946
NSP14	<i>Small Residential single rate & Dedicated Circuit – afternoon boost interval meter time of use (closed to new entrants)</i>		
	Standing Charge	\$/customer pa	\$60.52
	Summer Peak - Dec-March, Mon - Fri, 2pm - 6pm	c/kWh	38.5324
	Summer Shoulder - Dec-March, Mon - Fri, 12pm-2pm and 6pm to 8pm	c/kWh	33.7154
	Winter peak - Jun-Aug, Mon - Fri, 4pm to 8pm	c/kWh	29.5054
	Off Peak - all other times	c/kWh	2.3311
	Off Peak - dedicated Circuit	c/kWh	1.3946
NGT14	<i>Small Residential single rate & Dedicated Circuit - afternoon boost interval meter time of use</i>		
	<i>Franchise Tariffs GD,GR</i>		
	Standing Charge	\$/customer pa	\$60.52
	Energy - All Consumption	c/kWh	13.3204
	Off Peak - dedicated Circuit	c/kWh	1.3946
NEE15	<i>Small Residential single rate & Dedicated circuit 8 to 8 (closed to new entrants)</i>		
	<i>Franchise Tariffs GD,GR & Y6,YT,Y8</i>		
	Off Peak – 6 or 8 hrs 8:00PM to 8:00AM each day		
	Standing Charge	\$/customer pa	\$60.52
	Energy – First 1020/Quarter	c/kWh	7.8304
	Energy – Balance	c/kWh	14.2896
	Off Peak Energy	c/kWh	1.2006

NEN15 Small Residential single rate & Dedicated circuit 8 to 8 (closed to new entrants)
Franchise Tariffs GD,GR & Y6,YT,Y8

Off Peak – 6 or 8 hrs 8:00PM to 8:00AM each day

Standing Charge	\$/customer pa	\$60.52
Energy – First 1020/Quarter	c/kWh	4.8364
Energy – Balance	c/kWh	5.2884
Off Peak Energy	c/kWh	1.2006

NSP15 Small Residential single rate & Dedicated circuit 8 to 8 interval meter time of use (closed to new entrants)

Standing Charge	\$/customer pa	\$60.52
Summer Peak - Dec-March, Mon - Fri, 2pm - 6pm	c/kWh	38.5324
Summer Shoulder - Dec-March, Mon - Fri, 12pm-2pm and 6pm to 8pm	c/kWh	33.7154
Winter peak - Jun-Aug, Mon - Fri, 4pm to 8pm	c/kWh	29.5054
Off Peak - all other times	c/kWh	2.3311
Off Peak - dedicated Circuit	c/kWh	1.2006

NGT15 Small Residential single rate & Dedicated circuit 8 to 8 interval meter time of use
Franchise Tariffs GD,GR

Standing Charge	\$/customer pa	\$60.52
Energy - All Consumption	c/kWh	13.3204
Off Peak - dedicated Circuit	c/kWh	1.2006

NEE16 Small Business single rate & Dedicated Circuit (closed to new entrants)
Franchise Tariffs B,E,G,N & Y6,YT,Y8

Off Peak – 11:00PM to 7:00AM each day

Standing Charge	\$/customer pa	\$60.52
Energy – First 1020/Quarter	c/kWh	16.2364
Energy – Balance	c/kWh	19.4674
Off Peak Energy	c/kWh	1.3946

NEN16 Small Business single rate & Dedicated Circuit (closed to new entrants)
Franchise Tariffs B,E,G,N & Y6,YT,Y8

Off Peak – 11:00PM to 7:00AM each day

Standing Charge	\$/customer pa	\$60.52
Energy – First 1020/Quarter	c/kWh	18.2134
Energy – Balance	c/kWh	21.2044
Off Peak Energy	c/kWh	1.3946

NSP16 Small Business single rate & Dedicated Circuit interval meter time of use (closed to new entrants)

Standing Charge	\$/customer pa	\$66.16
Summer Peak - Dec-March, Mon - Fri, 2pm - 6pm	c/kWh	38.5324
Summer Shoulder - Dec-March, Mon - Fri, 12pm-2pm and 6pm to 8pm	c/kWh	33.7154
Winter peak - Jun-Aug, Mon - Fri, 4pm to 8pm	c/kWh	29.5054
Off Peak - all other times	c/kWh	3.7361
Off Peak - dedicated Circuit	c/kWh	1.3946

NEE17 Small Business single rate & Dedicated Circuit – afternoon boost (closed to new entrants)

Franchise Tariffs B,E,G,N & J,J6,JT,J8

Off Peak – 11:00PM to 7:00AM each day

Standing Charge	\$/customer pa	\$60.52
Energy – First 1020/Quarter	c/kWh	16.2364
Energy – Balance	c/kWh	19.4674
Off Peak Energy	c/kWh	1.3946

NEN17 Small Business single rate & Dedicated Circuit – afternoon boost (closed to new entrants)

Franchise Tariffs B,E,G,N & J,J6,JT,J8

Off Peak – 11:00PM to 7:00AM each day

Standing Charge	\$/customer pa	\$60.52
Energy – First 1020/Quarter	c/kWh	18.2134
Energy – Balance	c/kWh	21.2044
Off Peak Energy	c/kWh	1.3946

NSP17 Small Business single rate & Dedicated Circuit – afternoon boost interval meter time of use (closed to new entrants)

Standing Charge	\$/customer pa	\$66.16
Summer Peak - Dec-March, Mon - Fri, 2pm - 6pm	c/kWh	38.5324
Summer Shoulder - Dec-March, Mon - Fri, 12pm-2pm and 6pm to 8pm	c/kWh	33.7154
Winter peak - Jun-Aug, Mon - Fri, 4pm to 8pm	c/kWh	29.5054
Off Peak - all other times	c/kWh	3.7361
Off Peak - dedicated Circuit	c/kWh	1.3946

NEE18 Small Business single rate & Dedicated circuit 8 to 8 (closed to new entrants)

Franchise Tariffs B,E,G,N & Y6,YT,Y8

Off Peak – 6 or 8 hrs 8:00PM to 8:00AM each day

Standing Charge	\$/customer pa	\$60.52
Energy – First 1020/Quarter	c/kWh	16.2364
Energy – Balance	c/kWh	19.4674
Off Peak Energy	c/kWh	1.2006

NEN18 Small Business single rate & Dedicated circuit 8 to 8 (closed to new entrants)
Franchise Tariffs B,E,G,N & Y6,YT,Y8

Off Peak – 6 or 8 hrs 8:00PM to 8:00AM each day

Standing Charge	\$/customer pa	\$60.52
Energy – First 1020/Quarter	c/kWh	18.2134
Energy – Balance	c/kWh	21.2044
Off Peak Energy	c/kWh	1.2006

NSP18 Small Business single rate & Dedicated circuit 8 to 8 interval meter time of use (closed to new entrants)

Standing Charge	\$/customer pa	\$66.16
Summer Peak - Dec-March, Mon - Fri, 2pm - 6pm	c/kWh	38.5324
Summer Shoulder - Dec-March, Mon - Fri, 12pm-2pm and 6pm to 8pm	c/kWh	33.7154
Winter peak - Jun-Aug, Mon - Fri, 4pm to 8pm	c/kWh	29.5054
Off Peak - all other times	c/kWh	3.7361
Off Peak - dedicated Circuit	c/kWh	1.2006

NEE20 Small Residential two rate
Franchise Tariffs GH/GL

Peak Times – 7:00AM to 11:00PM Monday – Friday

Off Peak – All other times

Standing Charge	\$/customer pa	\$65.18
Peak Energy	c/kWh	17.6964
Off Peak Energy	c/kWh	3.0696

NEN20 Small Residential two rate
Franchise Tariffs GH/GL

Peak Times – 7:00AM to 11:00PM Monday – Friday

Off Peak – All other times

Standing Charge	\$/customer pa	\$65.18
Peak Energy	c/kWh	9.0344
Off Peak Energy	c/kWh	2.3506

NSP20 Residential interval meter time of use

Standing Charge	\$/customer pa	\$49.46
Summer Peak - Dec-March, Mon - Fri, 2pm - 6pm	c/kWh	38.5324
Summer Shoulder - Dec-March, Mon - Fri, 12pm-2pm and 6pm to 8pm	c/kWh	33.7154
Winter peak - Jun-Aug, Mon - Fri, 4pm to 8pm	c/kWh	29.5054
Off Peak - all other times	c/kWh	2.3311

NGT23 Small Residential multi-rate interval data & Dedicated Circuit

Standing Charge	\$/customer pa	\$76.24
Summer (2:00AM AEST First Sunday in October to 2:00AM AEST First Sunday in April)		
Peak (3:00pm to 9:00pm ADST Mon – Fri)	c/kWh	13.3984
Shoulder (7:00am to 3:00pm & 9:00pm to 10:00pm ADST Mon – Fri)	c/kWh	8.7864
(7:00am to 10:00pm ADST Weekends)		
Off Peak - all other times	c/kWh	2.3436
Off Peak - dedicated Circuit (12:00midnight to 8:00am A/c/kWh)		1.3946
Winter (2:00AM AEST First Sunday in April to 2:00AM AEST First Sunday in October)		
Peak (3:00pm to 9:00pm AEST Mon – Fri)	c/kWh	13.3984
Shoulder (7:00am to 3:00pm & 9:00pm to 10:00pm AEST Mon – Fri)	c/kWh	8.7864
(7:00am to 10:00pm AEST Weekends)		
Off Peak - all other times	c/kWh	2.3436
Off Peak - dedicated Circuit (11:00pm to 7:00am AEST)	c/kWh	1.3946

NGT24 Small Residential multi-rate interval data & Dedicated Circuit - afternoon boost interval meter time of use

Standing Charge	\$/customer pa	\$76.24
Summer (2:00AM AEST First Sunday in October to 2:00AM AEST First Sunday in April)		
Peak (3:00pm to 9:00pm ADST Mon – Fri)	c/kWh	13.3984
Shoulder (7:00am to 3:00pm & 9:00pm to 10:00pm ADST Mon – Fri)	c/kWh	8.7864
(7:00am to 10:00pm ADST Weekends)		
Off Peak - all other times	c/kWh	2.3436
Off Peak - dedicated Circuit (12:00midnight to 8:00am A/c/kWh)		1.3946
Winter (2:00AM AEST First Sunday in April to 2:00AM AEST First Sunday in October)		
Peak (3:00pm to 9:00pm AEST Mon – Fri)	c/kWh	13.3984
Shoulder (7:00am to 3:00pm & 9:00pm to 10:00pm AEST Mon – Fri)	c/kWh	8.7864
(7:00am to 10:00pm AEST Weekends)		
Off Peak - all other times	c/kWh	2.3436
Off Peak - dedicated Circuit (11:00pm to 7:00am AEST)	c/kWh	1.3946

NGT25 Small Residential multi-rate interval data & Dedicated circuit 8 to 8 interval meter time of use

Standing Charge	\$/customer pa	\$76.24
Summer (2:00AM AEST First Sunday in October to 2:00AM AEST First Sunday in April)		
Peak (3:00pm to 9:00pm ADST Mon – Fri)	c/kWh	13.3984
Shoulder (7:00am to 3:00pm & 9:00pm to 10:00pm ADST Mon – Fri)	c/kWh	8.7864
(7:00am to 10:00pm ADST Weekends)		
Off Peak - all other times	c/kWh	2.3436
Off Peak - dedicated Circuit (12:00midnight to 8:00am A/c/kWh		1.2006
Winter (2:00AM AEST First Sunday in April to 2:00AM AEST First Sunday in October)		
Peak (3:00pm to 9:00pm AEST Mon – Fri)	c/kWh	13.3984
Shoulder (7:00am to 3:00pm & 9:00pm to 10:00pm AEST Mon – Fri)	c/kWh	8.7864
(7:00am to 10:00pm AEST Weekends)		
Off Peak - all other times	c/kWh	2.3436
Off Peak - dedicated Circuit (11:00pm to 7:00am AEST)	c/kWh	1.2006

NGT26 Small Residential multi-rate interval data

Standing Charge	\$/customer pa	\$65.18
Summer (2:00AM AEST First Sunday in October to 2:00AM AEST First Sunday in April)		
Peak (3:00pm to 9:00pm ADST Mon – Fri)	c/kWh	13.3984
Shoulder (7:00am to 3:00pm & 9:00pm to 10:00pm ADST Mon – Fri)	c/kWh	8.7864
(7:00am to 10:00pm ADST Weekends)		
Off Peak - all other times	c/kWh	2.3436
Winter (2:00AM AEST First Sunday in April to 2:00AM AEST First Sunday in October)		
Peak (3:00pm to 9:00pm AEST Mon – Fri)	c/kWh	13.3984
Shoulder (7:00am to 3:00pm & 9:00pm to 10:00pm AEST Mon – Fri)	c/kWh	8.7864
(7:00am to 10:00pm AEST Weekends)		
Off Peak - all other times	c/kWh	2.3436

NEE21 Small Business two rate

<i>Franchise Tariffs DH/DL</i>		
Peak Times – 7:00AM to 11:00PM Monday – Friday		
Off Peak – All other times		
Standing Charge	\$/customer pa	\$55.10
Peak Energy	c/kWh	16.1006
Off Peak Energy	c/kWh	3.2896

SUN21 *Small Business two rate - Closed to New Customers*

Franchise Tariffs DH/DL
 Peak Times – 7:00AM to 11:00PM Monday – Friday
 Off Peak – All other times

Standing Charge	\$/customer pa	\$55.10
Peak Energy	c/kWh	16.1006
Off Peak Energy	c/kWh	3.2896
Summer Generation	c/kWh	(4.3824)
Premium feed-in payment all year	c/kWh	(60.0000)

SUN2B *Small Business two rate*

Franchise Tariffs DH/DL
 Peak Times – 7:00AM to 11:00PM Monday – Friday
 Off Peak – All other times

Standing Charge	\$/customer pa	\$55.10
Peak Energy	c/kWh	16.1006
Off Peak Energy	c/kWh	3.2896
Summer Generation	c/kWh	(4.3824)
Transitional feed-in payment all year	c/kWh	(25.0000)

NEN21 *Small Business two rate*

Franchise Tariffs DH/DL
 Peak Times – 7:00AM to 11:00PM Monday – Friday
 Off Peak – All other times

Standing Charge	\$/customer pa	\$55.10
Peak Energy	c/kWh	11.1244
Off Peak Energy	c/kWh	5.5966

NSP21 *Business interval meter time of use*

Standing Charge	\$/customer pa	\$55.10
Summer Peak - Dec-March, Mon - Fri, 2pm - 6pm	c/kWh	38.5324
Summer Shoulder - Dec-March, Mon - Fri, 12pm-2pm and 6pm to 8pm	c/kWh	33.7154
Winter peak - Jun-Aug, Mon - Fri, 4pm to 8pm	c/kWh	29.5054
Off Peak - all other times	c/kWh	3.7361

NSP27 *Business - Low peak rate Interval metered Time of Use*

Standing Charge	\$/customer pa	\$55.10
Summer Peak - Dec-March, Mon - Fri, 2pm - 6pm	c/kWh	15.4144
Summer Shoulder - Dec-March, Mon - Fri, 12pm-2pm and 6pm to 8pm	c/kWh	13.5104
Winter peak - Jun-Aug, Mon - Fri, 4pm to 8pm	c/kWh	11.8474
Off Peak - all other times	c/kWh	6.7051

SSP21	<i>Business interval meter time of use - premium feed-in</i>		
	Standing Charge	\$/customer pa	\$55.10
	Summer Peak - Dec-March, Mon - Fri, 2pm - 6pm	c/kWh	38.5324
	Summer Shoulder - Dec-March, Mon - Fri, 12pm-2pm and 6pm to 8pm	c/kWh	33.7154
	Winter peak - Jun-Aug, Mon - Fri, 4pm to 8pm	c/kWh	29.5054
	Off Peak - all other times	c/kWh	3.7361
	Summer Generation	c/kWh	(4.0580)
	Premium feed-in payment all year	c/kWh	(60.0000)
SSP2B	<i>Business interval meter time of use - transitional feed-in</i>		
	Standing Charge	\$/customer pa	\$55.10
	Summer Peak - Dec-March, Mon - Fri, 2pm - 6pm	c/kWh	38.5324
	Summer Shoulder - Dec-March, Mon - Fri, 12pm-2pm and 6pm to 8pm	c/kWh	33.7154
	Winter peak - Jun-Aug, Mon - Fri, 4pm to 8pm	c/kWh	29.5054
	Off Peak - all other times	c/kWh	3.7361
	Summer Generation	c/kWh	(4.0580)
	Transitional feed-in payment all year	c/kWh	(25.0000)
NEE23	<i>Photovoltaic Standard Feed in tariff</i>		
	<i>Franchise Tariffs GH/GL</i>		
	Peak Times – 7:00AM to 11:00PM Monday – Friday		
	Off Peak – All other times		
	Summer demand – 1 November to 31 March		
	Standing Charge	\$/customer pa	\$76.94
	Peak Energy	c/kWh	22.7454
	Off Peak Energy	c/kWh	2.6136
	Summer Generation	c/kWh	(4.3820)
SUN23	<i>Photovoltaic Premium Feed-in tariff - Closed to New Customers.</i>		
	Peak Times – 7:00AM to 11:00PM Monday – Friday	\$/customer pa	
	Off Peak – All other times		
	Summer demand – 1 November to 31 March		
	Standing Charge	\$/customer pa	\$76.94
	Peak Energy	c/kWh	22.7454
	Off Peak Energy	c/kWh	2.6136
	Summer Generation	c/kWh	(4.3820)
	Premium feed-in payment all year	c/kWh	(60.0000)

SUN2T	Photovoltaic Transitional Feed-in tariff		
	Peak Times – 7:00AM to 11:00PM Monday – Friday	\$/customer pa	
	Off Peak – All other times		
	Summer demand – 1 November to 31 March		
	Standing Charge	\$/customer pa	\$76.94
	Peak Energy	c/kWh	22.7454
	Off Peak Energy	c/kWh	2.6136
	Summer Generation	c/kWh	(4.3820)
	Transitional feed-in payment all year	c/kWh	(25.0000)
NSP23	Photovoltaic interval meter time of use		
	Standing Charge	\$/customer pa	\$76.94
	Summer Peak - Dec-March, Mon - Fri, 2pm - 6pm	c/kWh	43.6644
	Summer Shoulder - Dec-March, Mon - Fri, 12pm-2pm and 6pm to 8pm	c/kWh	37.8244
	Winter peak - Jun-Aug, Mon - Fri, 4pm to 8pm	c/kWh	33.0954
	Off Peak - all other times	c/kWh	3.5866
	Summer Generation	c/kWh	(4.3824)
SSP23	Photovoltaic interval meter time of use - premium feed-in		
	Standing Charge	\$/customer pa	\$76.94
	Summer Peak - Dec-March, Mon - Fri, 2pm - 6pm	c/kWh	43.6644
	Summer Shoulder - Dec-March, Mon - Fri, 12pm-2pm and 6pm to 8pm	c/kWh	37.8244
	Winter peak - Jun-Aug, Mon - Fri, 4pm to 8pm	c/kWh	33.0954
	Off Peak - all other times	c/kWh	3.5866
	Summer Generation	c/kWh	(4.3824)
	Premium feed-in payment all year	c/kWh	(60.0000)
SSP2T	Photovoltaic interval meter time of use - transitional feed-in		
	Standing Charge	\$/customer pa	\$76.94
	Summer Peak - Dec-March, Mon - Fri, 2pm - 6pm	c/kWh	43.6644
	Summer Shoulder - Dec-March, Mon - Fri, 12pm-2pm and 6pm to 8pm	c/kWh	37.8244
	Winter peak - Jun-Aug, Mon - Fri, 4pm to 8pm	c/kWh	33.0954
	Off Peak - all other times	c/kWh	3.5866
	Summer Generation	c/kWh	(4.3824)
	Transitional feed-in payment all year	c/kWh	(25.0000)
NEE24	NEE24 Small rate 5 day 8 to 8		
	Franchise Tariffs GH/GL		
	Peak Times – 8:00AM to 8:00PM Monday – Friday		
	Off Peak – All other times		
	Standing Charge	\$/customer pa	\$59.78
	Peak Energy	c/kWh	10.3924
	Off Peak Energy	c/kWh	1.2056

NEE25	<i>NEE25 Small business rate 5 day 8 to 8</i>		
	Franchise Tariffs DH/DL		
	Peak Times – 8:00AM to 8:00PM Monday – Friday		
	Off Peak – All other times		
	Standing Charge	\$/customer pa	\$65.54
	Peak Energy	c/kWh	15.5204
	Off Peak Energy	c/kWh	3.1126
NEE26	<i>Photovoltaic Victorian Standard Feed in tariff</i>		
	Franchise Tariffs GH/GL		
	Peak Times – 7:00AM to 11:00PM Monday – Friday		
	Off Peak – All other times		
	Summer demand – 1 November to 31 March		
	Standing Charge	\$/customer pa	\$76.94
	Peak Energy	c/kWh	22.7454
	Off Peak Energy	c/kWh	2.6136
	Summer Generation	c/kWh	(4.3820)
NEE27	<i>Small Business Photovoltaic two rate (closed 31st December 2012)</i>		
	Franchise Tariffs DH/DL		
	Peak Times – 7:00AM to 11:00PM Monday – Friday		
	Off Peak – All other times		
	Standing Charge	\$/customer pa	\$55.10
	Peak Energy	c/kWh	16.1006
	Off Peak Energy	c/kWh	3.2896
	Summer Generation	c/kWh	(4.3824)
NEE28	<i>Small Business Photovoltaic two rate Standard Feed in tariff (from 1st January 2013)</i>		
	Franchise Tariffs DH/DL		
	Peak Times – 7:00AM to 11:00PM Monday – Friday		
	Off Peak – All other times		
	Standing Charge	\$/customer pa	\$55.10
	Peak Energy	c/kWh	16.1006
	Off Peak Energy	c/kWh	3.2896
	Summer Generation	c/kWh	(4.3824)
NEE30	<i>Dedicated circuit (closed to new entrants)</i>		
	Franchise Tariffs Y6, Y7, Y8		
	Off Peak – 11:00PM to 7:00AM each day		
	Standing Charge	\$/customer pa	\$11.06
	Off Peak Energy	c/kWh	1.3946
NSP30	<i>Dedicated circuit interval meter time of use</i>		
	Standing Charge	\$/customer pa	\$11.06
	Off Peak	c/kWh	1.3946

NEE31	<i>Dedicated circuit – afternoon boost (closed to new entrants)</i>		
	<i>Franchise Tariffs J,J6,JT,J8</i>		
	Off Peak – 3 hours per afternoon 11:00PM to 7:00AM each day		
	Standing Charge	\$/customer pa	\$11.06
	Off Peak Energy	c/kWh	1.3946
NSP31	<i>Dedicated circuit – afternoon boost interval meter time of use</i>		
	Standing Charge	\$/customer pa	\$11.06
	Off Peak	c/kWh	1.3946
NEE32	<i>Dedicated circuit 8 to 8 (closed to new entrants)</i>		
	<i>Franchise Tariffs Y6,YT,Y8</i>		
	Off Peak – 6 or 8 hrs 8:00PM to 8:00AM each day		
	Standing Charge	\$/customer pa	\$11.06
	Off Peak Energy	c/kWh	1.2006
NSP32	<i>Dedicated circuit 8 to 8 interval meter time of use</i>		
	Standing Charge	\$/customer pa	\$11.06
	Off Peak	c/kWh	1.2006
NEE40	<i>Medium single rate (closed to new entrants)</i>		
	<i>Franchise Tariffs B,E,G,N</i>		
	Standing Charge	\$/customer pa	\$48.26
	Energy - All Consumption	c/kWh	20.2164
NEE41	<i>Medium single rate & Dedicated Circuit (closed to new entrants)</i>		
	<i>Franchise Tariffs B,E,G,N & Y6,YT,Y8</i>		
	Off Peak – 11:00PM to 7:00AM each day		
	Standing Charge	\$/customer pa	\$59.32
	Peak Energy	c/kWh	20.2164
	Off Peak Energy	c/kWh	1.3946
NEE42	<i>Medium single rate & Dedicated Circuit – afternoon boost (closed to new entrants)</i>		
	<i>Franchise Tariffs B,E,G,N & J,J6,JT,J8</i>		
	Off Peak – 11:00PM to 7:00AM each day		
	Standing Charge	\$/customer pa	\$59.32
	Peak Energy	c/kWh	20.2164
	Off Peak Energy	c/kWh	1.3946
NEE43	<i>Medium single rate & Dedicated circuit 8 to 8 (closed to new entrants)</i>		
	<i>Franchise Tariffs B,E,G,N & J,J6,JT,J8</i>		
	Off Peak – 11:00PM to 7:00AM each day		
	Standing Charge	\$/customer pa	\$59.32
	Peak Energy	c/kWh	20.2164
	Off Peak Energy	c/kWh	1.2006

Medium Customer Tariffs

Applies to > 50kVA & > 160 MWh/pa and < 400 MWh/pa

NEE51	Medium two rate 5 Day (closed to new entrants)		
	Peak Times – 7:00AM to 11:00PM Monday – Friday		
	Off Peak – All other times		
	Standing Charge	\$/customer pa	\$52.70
	Peak Energy	c/kWh	13.4734
	Off Peak Energy	c/kWh	7.7696
NEE52	Unmetered supplies		
	Peak Times – 7:00AM to 11:00PM Monday – Friday		
	Off Peak – All other times		
	Peak Energy	c/kWh	19.0626
	Off Peak Energy	c/kWh	7.9848
NEE55	Snowfields		
	Peak Times – 1 May to 30 September		
	Off Peak – All other times		
	Standing Charge	\$/customer pa	\$33.62
	Peak Energy	c/kWh	14.2584
	Off Peak Energy	c/kWh	3.9876
NSP55	Snowfields seasonal interval meter time of use		
	Standing Charge	\$/customer pa	\$39.74
	Summer Peak - Dec-March, Mon - Fri, 2pm - 6pm	c/kWh	29.6344
	Summer Shoulder - Dec-March, Mon - Fri, 12pm-2pm and 6pm to 8pm	c/kWh	5.2184
	Winter peak - Jun-Aug, Mon - Fri, 4pm to 8pm	c/kWh	21.0604
	Off Peak - all other times	c/kWh	1.8991
NSP56	Critical Peak Demand multirate > 50 kVA & < 400 MWh		
	Peak Times – 7:00AM to 10:00AM and 4:00PM to 11:00PM Monday – Friday		
	Shoulder Times – 10:00AM to 4:00PM Monday – Friday		
	Off Peak – All other times		
	Standing Charge	\$/customer pa	\$2,233.74
	Peak Energy	c/kWh	10.9886
	Shoulder Energy	c/kWh	8.0006
	Off Peak Energy	c/kWh	3.7547
	Demand Critical Peak	\$/kVA pa	32.7600
	Demand Capacity	\$/kVA pa	19.6800

NEN56 *Medium demand multi-rate*

Peak Times – 7:00AM to 10:00AM and 4:00PM to 11:00PM Monday – Friday

Shoulder Times – 10:00AM to 4:00PM Monday – Friday

Off Peak – All other times

Standing Charge	\$/customer pa	\$2,233.74
Peak Energy	c/kWh	5.1856
Shoulder Energy	c/kWh	3.7096
Off Peak Energy	c/kWh	2.0267
Demand Critical Peak	\$/kVA pa	32.7600
Demand Capacity	\$/kVA pa	19.6800
Minimum Demand 50 kVA		

NEE60 *Medium two rate 7 Day (closed to new entrants)*

Peak Times – 7:00AM to 11:00PM Monday – Sunday

Off Peak – All other times

Standing Charge	\$/customer pa	\$63.36
Peak Energy	c/kWh	5.8126
Off Peak Energy	c/kWh	1.9028

Large Customer Tariffs

Applies to > 150kVA & > 400 MWh/pa

NEE74 Large two rate 5 Day (closed to new entrants)

Peak Times – 7:00AM to 11:00PM Monday – Friday		
Off Peak – All other times		
Standing Charge	\$/customer pa	\$114.36
Peak Energy	c/kWh	23.4716
Off Peak Energy	c/kWh	6.5208

NSP75 Critical Peak Demand multirate > 150kVA & < 750 MWh

Peak Times – 7:00AM to 10:00AM and 4:00PM to 11:00PM Monday – Friday		
Shoulder Times – 10:00AM to 4:00PM Monday – Friday		
Off Peak – All other times		
Standing Charge	\$/customer pa	\$4,949.58
Peak Energy	c/kWh	2.9956
Shoulder Energy	c/kWh	1.5546
Off Peak Energy	c/kWh	1.1487
Demand Critical Peak	\$/kVA pa	81.6000
Demand Capacity	\$/kVA pa	48.9840

NSP76 Critical Peak Demand multirate > 280kVA & > 750 MWh

Peak Times – 7:00AM to 10:00AM and 4:00PM to 11:00PM Monday – Friday		
Shoulder Times – 10:00AM to 4:00PM Monday – Friday		
Off Peak – All other times		
Standing Charge	\$/customer pa	\$4,949.58
Peak Energy	c/kWh	3.8246
Shoulder Energy	c/kWh	2.6106
Off Peak Energy	c/kWh	2.3397
Demand Critical Peak	\$/kVA pa	86.7600
Demand Capacity	\$/kVA pa	52.0800

NSP77 Critical Peak Demand multirate > 550kVA & > 2 GWh

Peak Times – 7:00AM to 10:00AM and 4:00PM to 11:00PM Monday – Friday		
Shoulder Times – 10:00AM to 4:00PM Monday – Friday		
Off Peak – All other times		
Standing Charge	\$/customer pa	\$4,949.58
Peak Energy	c/kWh	5.0356
Shoulder Energy	c/kWh	0.8246
Off Peak Energy	c/kWh	0.4917
Demand Critical Peak	\$/kVA pa	91.5600
Demand Capacity	\$/kVA pa	54.9600

NSP78 Critical Peak Demand multirate > 850kVA & > 4 GWh		
Peak Times – 7:00AM to 10:00AM and 4:00PM to 11:00PM Monday – Friday		
Shoulder Times – 10:00AM to 4:00PM Monday – Friday		
Off Peak – All other times		
Standing Charge	\$/customer pa	\$4,949.58
Peak Energy	c/kWh	1.1146
Shoulder Energy	c/kWh	1.1156
Off Peak Energy	c/kWh	0.3297
Demand Critical Peak	\$/kVA pa	106.5600
Demand Capacity	\$/kVA pa	63.9600

High Voltage Tariffs

Applies to 22,000 Volt supplies

NSP81 Critical Peak Two rate 5 Day demand supplied at > 1kV		
Peak Times – 7:00AM to 11:00PM Monday – Friday		
Off Peak – All other times		
Standing Charge	\$/customer pa	\$4,949.58
Peak Energy	c/kWh	0.5196
Off Peak Energy	c/kWh	0.2097
Demand Critical Peak	\$/kVA pa	66.6000
Demand Capacity	\$/kVA pa	39.9840

NSP82 Critical Peak Traction Two rate 5 Day demand supplied at > 1kV		
Peak Times – 7:00AM to 10:00AM and 4:00PM to 11:00PM Monday – Friday		
Shoulder Times – 10:00AM to 4:00PM Monday – Friday		
Off Peak – All other times		
Standing Charge	\$/customer pa	\$4,949.58
Peak Energy	c/kWh	0.4586
Shoulder Energy	c/kWh	0.4586
Off Peak Energy	c/kWh	0.3917
Demand Critical Peak	\$/kVA pa	61.5600
Demand Capacity	\$/kVA pa	36.9600

NSP83 Critical Peak Multi rate 5 Day demand supplied at > 1kV		
Peak Times – 7:00AM to 10:00AM and 4:00PM to 11:00PM Monday – Friday		
Shoulder Times – 10:00AM to 4:00PM Monday – Friday		
Off Peak – All other times		
Standing Charge	\$/customer pa	\$4,949.58
Peak Energy	c/kWh	9.3706
Shoulder Energy	c/kWh	3.2768
Off Peak Energy	c/kWh	1.0197
Demand Critical Peak	\$/kVA pa	6.9600
Demand Capacity	\$/kVA pa	4.2000

Subtransmission Tariffs

Applies to 66,000 Volt supplies

NSP91 Critical Peak Two rate 5 Day demand supplied at 66kV

Peak Times – 7:00AM to 11:00PM Monday – Friday		
Off Peak – All other times		
Standing Charge	\$/customer pa	\$17,867.94
Peak Energy	c/kWh	0.5326
Off Peak Energy	c/kWh	0.0457
Demand Critical Peak	\$/kVA pa	4.3200
Demand Capacity	\$/kVA pa	2.6400

NSP94 Critical Peak Two rate 5 Day demand supplied at 66kV

Peak Times – 7:00AM to 11:00PM Monday – Friday		
Off Peak – All other times		
Standing Charge	\$/customer pa	\$17,867.94
Peak Energy	c/kWh	0.4689
Off Peak Energy	c/kWh	0.0300
Demand Critical Peak	\$/kVA pa	3.1200
Demand Capacity	\$/kVA pa	1.9200

NSP95 Critical Peak Two rate 5 Day demand supplied at 66kV

Peak Times – 7:00AM to 11:00PM Monday – Friday		
Off Peak – All other times		
Standing Charge	\$/customer pa	\$17,867.94
Peak Energy	c/kWh	0.5326
Off Peak Energy	c/kWh	0.0657
Demand Critical Peak	\$/kVA pa	6.7200
Demand Capacity	\$/kVA pa	4.0800

6.3 Schedule of Transmission Use of System Tariffs

Small Customer Tariffs

Applies to < 90kVA & < 160 MWh/pa

NEE11	Small Residential single rate		
	<i>Franchise Tariffs GD,GR</i>		
	Standing Charge	\$/customer pa	\$0.00
	Energy – First 1020/Quarter	c/kWh	1.9297
	Energy – Balance	c/kWh	1.9297
NEN11	Small Residential single rate embedded network		
	<i>Franchise Tariffs GD,GR</i>		
	Standing Charge	\$/customer pa	\$0.00
	Energy – First 1020/Quarter	c/kWh	1.9297
	Energy – Balance	c/kWh	1.9297
NGT11	Small Residential single rate interval data		
	<i>Franchise Tariffs GD,GR</i>		
	Standing Charge	\$/customer pa	\$0.00
	Energy - All Consumption	c/kWh	1.9297
NSP11	Small Residential interval meter time of use		
	Standing Charge	\$/customer pa	\$0.00
	Summer Peak - Dec-March, Mon - Fri, 2pm - 6pm	c/kWh	1.9297
	Summer Shoulder - Dec-March, Mon - Fri, 12pm-2pm and 6pm to 8pm	c/kWh	1.9297
	Winter peak - Jun-Aug, Mon - Fri, 4pm to 8pm	c/kWh	1.9297
	Off Peak - all other times	c/kWh	0.5376
NEE12	Small Business single rate		
	<i>Franchise Tariffs B,E,G,N</i>		
	Standing Charge	\$/customer pa	\$0.00
	Energy – First 1020/Quarter	c/kWh	1.9297
	Energy – Balance	c/kWh	1.9297
NEN12	Small Business single rate		
	<i>Franchise Tariffs B,E,G,N</i>		
	Standing Charge	\$/customer pa	\$0.00
	Energy – First 1020/Quarter	c/kWh	1.9297
	Energy – Balance	c/kWh	1.9297

NSP12	Small Business interval meter time of use		
	Standing Charge	\$/customer pa	\$0.00
	Summer Peak - Dec-March, Mon - Fri, 2pm - 6pm	c/kWh	1.9297
	Summer Shoulder - Dec-March, Mon - Fri, 12pm-2pm and 6pm to 8pm	c/kWh	1.9297
	Winter peak - Jun-Aug, Mon - Fri, 4pm to 8pm	c/kWh	1.9297
	Off Peak - all other times	c/kWh	0.5376
NEE13	Small Residential single rate & Dedicated Circuit (closed to new entrants)		
	<i>Franchise Tariffs GD,GR & Y6,YT,Y8</i>		
	Off Peak – 11:00PM to 7:00AM each day		
	Standing Charge	\$/customer pa	\$0.00
	Energy – First 1020/Quarter	c/kWh	1.9297
	Energy – Balance	c/kWh	1.9297
	Off Peak Energy	c/kWh	0.5376
NEN13	Small Residential single rate & Dedicated Circuit (closed to new entrants)		
	<i>Franchise Tariffs GD,GR & Y6,YT,Y8</i>		
	Off Peak – 11:00PM to 7:00AM each day		
	Standing Charge	\$/customer pa	\$0.00
	Energy – First 1020/Quarter	c/kWh	1.9297
	Energy – Balance	c/kWh	1.9297
	Off Peak Energy	c/kWh	0.5376
NSP13	Small Residential single rate & Dedicated Circuit interval meter time of use (closed to new entrants)		
	Standing Charge	\$/customer pa	\$0.00
	Summer Peak - Dec-March, Mon - Fri, 2pm - 6pm	c/kWh	1.9297
	Summer Shoulder - Dec-March, Mon - Fri, 12pm-2pm and 6pm to 8pm	c/kWh	1.9297
	Winter peak - Jun-Aug, Mon - Fri, 4pm to 8pm	c/kWh	1.9297
	Off Peak - all other times	c/kWh	0.5376
	Off Peak - dedicated Circuit	c/kWh	0.5376
NGT13	Small Residential single rate & Dedicated Circuit interval meter time of use		
	<i>Franchise Tariffs GD,GR</i>		
	Standing Charge	\$/customer pa	\$0.00
	Energy - All Consumption	c/kWh	1.9297
	Off Peak - dedicated Circuit	c/kWh	0.5376

NEE14 Small Residential single rate & Dedicated Circuit – afternoon boost (closed to new entrants)

Franchise Tariffs GD,GR & J,J6,JT,J8

Off Peak – 11:00PM to 7:00AM each day

Standing Charge	\$/customer pa	\$0.00
Energy – First 1020/Quarter	c/kWh	1.9297
Energy – Balance	c/kWh	1.9297
Off Peak Energy	c/kWh	0.5376

NEN14 Small Residential single rate & Dedicated Circuit – afternoon boost (closed to new entrants)

Franchise Tariffs GD,GR & J,J6,JT,J8

Off Peak – 11:00PM to 7:00AM each day

Standing Charge	\$/customer pa	\$0.00
Energy – First 1020/Quarter	c/kWh	1.9297
Energy – Balance	c/kWh	1.9297
Off Peak Energy	c/kWh	0.5376

NSP14 Small Residential single rate & Dedicated Circuit – afternoon boost interval meter time of use (closed to new entrants)

Standing Charge	\$/customer pa	\$0.00
Summer Peak - Dec-March, Mon - Fri, 2pm - 6pm	c/kWh	1.9297
Summer Shoulder - Dec-March, Mon - Fri, 12pm-2pm and 6pm to 8pm	c/kWh	1.9297
Winter peak - Jun-Aug, Mon - Fri, 4pm to 8pm	c/kWh	1.9297
Off Peak - all other times	c/kWh	0.5376
Off Peak - dedicated Circuit	c/kWh	0.5376

NGT14 Small Residential single rate & Dedicated Circuit - afternoon boost interval meter time of use

Franchise Tariffs GD,GR

Standing Charge	\$/customer pa	\$0.00
Energy - All Consumption	c/kWh	1.9297
Off Peak - dedicated Circuit	c/kWh	0.5376

NEE15 Small Residential single rate & Dedicated circuit 8 to 8 (closed to new entrants)

Franchise Tariffs GD,GR & Y6,YT,Y8

Off Peak – 6 or 8 hrs 8:00PM to 8:00AM each day

Standing Charge	\$/customer pa	\$0.00
Energy – First 1020/Quarter	c/kWh	1.9297
Energy – Balance	c/kWh	1.9297
Off Peak Energy	c/kWh	0.5376

NEN15 Small Residential single rate & Dedicated circuit 8 to 8 (closed to new entrants)

Franchise Tariffs GD,GR & Y6,YT,Y8

Off Peak – 6 or 8 hrs 8:00PM to 8:00AM each day

Standing Charge	\$/customer pa	\$0.00
Energy – First 1020/Quarter	c/kWh	1.9297
Energy – Balance	c/kWh	1.9297
Off Peak Energy	c/kWh	0.5376

NSP15 Small Residential single rate & Dedicated circuit 8 to 8 interval meter time of use (closed to new entrants)

Standing Charge	\$/customer pa	\$0.00
Summer Peak - Dec-March, Mon - Fri, 2pm - 6pm	c/kWh	1.9297
Summer Shoulder - Dec-March, Mon - Fri, 12pm-2pm and 6pm to 8pm	c/kWh	1.9297
Winter peak - Jun-Aug, Mon - Fri, 4pm to 8pm	c/kWh	1.9297
Off Peak - all other times	c/kWh	0.5376
Off Peak - dedicated Circuit	c/kWh	0.5376

NGT15 Small Residential single rate & Dedicated circuit 8 to 8 interval meter time of use

Franchise Tariffs GD,GR

Standing Charge	\$/customer pa	\$0.00
Energy - All Consumption	c/kWh	1.9297
Off Peak - dedicated Circuit	c/kWh	0.5376

NEE16 Small Business single rate & Dedicated Circuit (closed to new entrants)

Franchise Tariffs B,E,G,N & Y6,YT,Y8

Off Peak – 11:00PM to 7:00AM each day

Standing Charge	\$/customer pa	\$0.00
Energy – First 1020/Quarter	c/kWh	1.9297
Energy – Balance	c/kWh	1.9297
Off Peak Energy	c/kWh	0.5376

NEN16 Small Business single rate & Dedicated Circuit (closed to new entrants)

Franchise Tariffs B,E,G,N & Y6,YT,Y8

Off Peak – 11:00PM to 7:00AM each day

Standing Charge	\$/customer pa	\$0.00
Energy – First 1020/Quarter	c/kWh	1.9297
Energy – Balance	c/kWh	1.9297
Off Peak Energy	c/kWh	0.5376

NSP16 Small Business single rate & Dedicated Circuit interval meter time of use (closed to new entrants)		
Standing Charge	\$/customer pa	\$0.00
Summer Peak - Dec-March, Mon - Fri, 2pm - 6pm	c/kWh	1.9297
Summer Shoulder - Dec-March, Mon - Fri, 12pm-2pm and 6pm to 8pm	c/kWh	1.9297
Winter peak - Jun-Aug, Mon - Fri, 4pm to 8pm	c/kWh	1.9297
Off Peak - all other times	c/kWh	0.5376
Off Peak - dedicated Circuit	c/kWh	0.5376

NEE17 Small Business single rate & Dedicated Circuit – afternoon boost (closed to new entrants)		
<i>Franchise Tariffs B,E,G,N & J,J6,JT,J8</i>		
Off Peak – 11:00PM to 7:00AM each day		
Standing Charge	\$/customer pa	\$0.00
Energy – First 1020/Quarter	c/kWh	1.9297
Energy – Balance	c/kWh	1.9297
Off Peak Energy	c/kWh	0.5376

NEN17 Small Business single rate & Dedicated Circuit – afternoon boost (closed to new entrants)		
<i>Franchise Tariffs B,E,G,N & J,J6,JT,J8</i>		
Off Peak – 11:00PM to 7:00AM each day		
Standing Charge	\$/customer pa	\$0.00
Energy – First 1020/Quarter	c/kWh	1.9297
Energy – Balance	c/kWh	1.9297
Off Peak Energy	c/kWh	0.5376

NSP17 Small Business single rate & Dedicated Circuit – afternoon boost interval meter time of use (closed to new entrants)		
Standing Charge	\$/customer pa	\$0.00
Summer Peak - Dec-March, Mon - Fri, 2pm - 6pm	c/kWh	1.9297
Summer Shoulder - Dec-March, Mon - Fri, 12pm-2pm and 6pm to 8pm	c/kWh	1.9297
Winter peak - Jun-Aug, Mon - Fri, 4pm to 8pm	c/kWh	1.9297
Off Peak - all other times	c/kWh	0.5376
Off Peak - dedicated Circuit	c/kWh	0.5376

NEE18 Small Business single rate & Dedicated circuit 8 to 8 (closed to new entrants)		
<i>Franchise Tariffs B,E,G,N & Y6,YT,Y8</i>		
Off Peak – 6 or 8 hrs 8:00PM to 8:00AM each day		
Standing Charge	\$/customer pa	\$0.00
Energy – First 1020/Quarter	c/kWh	1.9297
Energy – Balance	c/kWh	1.9297
Off Peak Energy	c/kWh	0.5376

NEN18 Small Business single rate & Dedicated circuit 8 to 8 (closed to new entrants)

Franchise Tariffs B,E,G,N & Y6, Y7, Y8

Off Peak – 6 or 8 hrs 8:00PM to 8:00AM each day

Standing Charge	\$/customer pa	\$0.00
Energy – First 1020/Quarter	c/kWh	1.9297
Energy – Balance	c/kWh	1.9297
Off Peak Energy	c/kWh	0.5376

NSP18 Small Business single rate & Dedicated circuit 8 to 8 interval meter time of use (closed to new entrants)

Standing Charge	\$/customer pa	\$0.00
Summer Peak - Dec-March, Mon - Fri, 2pm - 6pm	c/kWh	1.9297
Summer Shoulder - Dec-March, Mon - Fri, 12pm-2pm and 6pm to 8pm	c/kWh	1.9297
Winter peak - Jun-Aug, Mon - Fri, 4pm to 8pm	c/kWh	1.9297
Off Peak - all other times	c/kWh	0.5376
Off Peak - dedicated Circuit	c/kWh	0.5376

NEE20 Small Residential two rate

Franchise Tariffs GH/GL

Peak Times – 7:00AM to 11:00PM Monday – Friday

Off Peak – All other times

Standing Charge	\$/customer pa	\$0.00
Peak Energy	c/kWh	1.9297
Off Peak Energy	c/kWh	0.5376

NEN20 Small Residential two rate

Franchise Tariffs GH/GL

Peak Times – 7:00AM to 11:00PM Monday – Friday

Off Peak – All other times

Standing Charge	\$/customer pa	\$0.00
Peak Energy	c/kWh	1.9297
Off Peak Energy	c/kWh	0.5376

NSP20 Residential interval meter time of use

Standing Charge	\$/customer pa	\$0.00
Summer Peak - Dec-March, Mon - Fri, 2pm - 6pm	c/kWh	1.9297
Summer Shoulder - Dec-March, Mon - Fri, 12pm-2pm and 6pm to 8pm	c/kWh	1.9297
Winter peak - Jun-Aug, Mon - Fri, 4pm to 8pm	c/kWh	1.9297
Off Peak - all other times	c/kWh	0.5376

NGT23 Small Residential multi-rate interval data & Dedicated Circuit		
Standing Charge	\$/customer pa	\$0.00
Summer (2:00AM AEST First Sunday in October to 2:00AM AEST First Sunday in April)		
Peak (3:00pm to 9:00pm ADST Mon – Fri)	c/kWh	1.9297
Shoulder (7:00am to 3:00pm & 9:00pm to 10:00pm ADST Mon – Fri)	c/kWh	1.9297
(7:00am to 10:00pm ADST Weekends)		
Off Peak - all other times	c/kWh	1.0752
Off Peak - dedicated Circuit (12:00midnight to 8:00am A/c/kWh)		0.5376
Winter (2:00AM AEST First Sunday in April to 2:00AM AEST First Sunday in October)		
Peak (3:00pm to 9:00pm AEST Mon – Fri)	c/kWh	1.9297
Shoulder (7:00am to 3:00pm & 9:00pm to 10:00pm AEST Mon – Fri)	c/kWh	1.9297
(7:00am to 10:00pm AEST Weekends)		
Off Peak - all other times	c/kWh	1.0752
Off Peak - dedicated Circuit (11:00pm to 7:00am AEST)	c/kWh	0.5376

NGT24 Small Residential multi-rate interval data & Dedicated Circuit - afternoon boost interval meter time of use		
Standing Charge	\$/customer pa	\$0.00
Summer (2:00AM AEST First Sunday in October to 2:00AM AEST First Sunday in April)		
Peak (3:00pm to 9:00pm ADST Mon – Fri)	c/kWh	1.9297
Shoulder (7:00am to 3:00pm & 9:00pm to 10:00pm ADST Mon – Fri)	c/kWh	1.9297
(7:00am to 10:00pm ADST Weekends)		
Off Peak - all other times	c/kWh	1.0752
Off Peak - dedicated Circuit (12:00midnight to 8:00am A/c/kWh)		0.5376
Winter (2:00AM AEST First Sunday in April to 2:00AM AEST First Sunday in October)		
Peak (3:00pm to 9:00pm AEST Mon – Fri)	c/kWh	1.9297
Shoulder (7:00am to 3:00pm & 9:00pm to 10:00pm AEST Mon – Fri)	c/kWh	1.9297
(7:00am to 10:00pm AEST Weekends)		
Off Peak - all other times	c/kWh	1.0752
Off Peak - dedicated Circuit (11:00pm to 7:00am AEST)	c/kWh	0.5376

SUN21 *Small Business two rate - Closed to New Customers*

Franchise Tariffs DH/DL
Peak Times – 7:00AM to 11:00PM Monday – Friday
Off Peak – All other times

Standing Charge	\$/customer pa	\$0.00
Peak Energy	c/kWh	1.9297
Off Peak Energy	c/kWh	0.5376
Summer Generation	c/kWh	0.0000
Premium feed-in payment all year	c/kWh	0.0000

SUN2B *Small Business two rate*

Franchise Tariffs DH/DL
Peak Times – 7:00AM to 11:00PM Monday – Friday
Off Peak – All other times

Standing Charge	\$/customer pa	\$0.00
Peak Energy	c/kWh	1.9297
Off Peak Energy	c/kWh	0.5376
Summer Generation	c/kWh	0.0000
Premium feed-in payment all year	c/kWh	0.0000

NEN21 *Small Business two rate*

Franchise Tariffs DH/DL
Peak Times – 7:00AM to 11:00PM Monday – Friday
Off Peak – All other times

Standing Charge	\$/customer pa	\$0.00
Peak Energy	c/kWh	1.9297
Off Peak Energy	c/kWh	0.5376

NSP21 *Business interval meter time of use*

Standing Charge	\$/customer pa	\$0.00
Summer Peak - Dec-March, Mon - Fri, 2pm - 6pm	c/kWh	1.9297
Summer Shoulder - Dec-March, Mon - Fri, 12pm-2pm and 6pm to 8pm	c/kWh	1.9297
Winter peak - Jun-Aug, Mon - Fri, 4pm to 8pm	c/kWh	1.9297
Off Peak - all other times	c/kWh	0.5376

NSP27 *Business - Low peak rate Interval metered Time of Use*

Standing Charge	\$/customer pa	\$0.00
Summer Peak - Dec-March, Mon - Fri, 2pm - 6pm	c/kWh	1.9297
Summer Shoulder - Dec-March, Mon - Fri, 12pm-2pm and 6pm to 8pm	c/kWh	1.9297
Winter peak - Jun-Aug, Mon - Fri, 4pm to 8pm	c/kWh	1.9297
Off Peak - all other times	c/kWh	0.5376

NGT25 Small Residential multi-rate interval data & Dedicated circuit 8 to 8 interval meter time of use

Standing Charge	\$/customer pa	\$0.00
Summer (2:00AM AEST First Sunday in October to 2:00AM AEST First Sunday in April)		
Peak (3:00pm to 9:00pm ADST Mon – Fri)	c/kWh	1.9297
Shoulder (7:00am to 3:00pm & 9:00pm to 10:00pm ADST Mon – Fri)	c/kWh	1.9297
(7:00am to 10:00pm ADST Weekends)		
Off Peak - all other times	c/kWh	1.0752
Off Peak - dedicated Circuit (12:00midnight to 8:00am A/c/kWh)		0.5376
Winter (2:00AM AEST First Sunday in April to 2:00AM AEST First Sunday in October)		
Peak (3:00pm to 9:00pm AEST Mon – Fri)	c/kWh	1.9297
Shoulder (7:00am to 3:00pm & 9:00pm to 10:00pm AEST Mon – Fri)	c/kWh	1.9297
(7:00am to 10:00pm AEST Weekends)		
Off Peak - all other times	c/kWh	1.0752
Off Peak - dedicated Circuit (11:00pm to 7:00am AEST)	c/kWh	0.5376

NGT26 Small Residential multi-rate interval data

Standing Charge	\$/customer pa	\$0.00
Summer (2:00AM AEST First Sunday in October to 2:00AM AEST First Sunday in April)		
Peak (3:00pm to 9:00pm ADST Mon – Fri)	c/kWh	1.9297
Shoulder (7:00am to 3:00pm & 9:00pm to 10:00pm ADST Mon – Fri)	c/kWh	1.9297
(7:00am to 10:00pm ADST Weekends)		
Off Peak - all other times	c/kWh	0.5376
Winter (2:00AM AEST First Sunday in April to 2:00AM AEST First Sunday in October)		
Peak (3:00pm to 9:00pm AEST Mon – Fri)	c/kWh	1.9297
Shoulder (7:00am to 3:00pm & 9:00pm to 10:00pm AEST Mon – Fri)	c/kWh	1.9297
(7:00am to 10:00pm AEST Weekends)		
Off Peak - all other times	c/kWh	0.5376

NEE21 Small Business two rate

<i>Franchise Tariffs DH/DL</i>		
Peak Times – 7:00AM to 11:00PM Monday – Friday		
Off Peak – All other times		
Standing Charge	\$/customer pa	\$0.00
Peak Energy	c/kWh	1.9297
Off Peak Energy	c/kWh	0.5376

SSP21	Business interval meter time of use - premium feed-in		
	Standing Charge	\$/customer pa	\$0.00
	Summer Peak - Dec-March, Mon - Fri, 2pm - 6pm	c/kWh	1.9297
	Summer Shoulder - Dec-March, Mon - Fri, 12pm-2pm and 6pm to 8pm	c/kWh	1.9297
	Winter peak - Jun-Aug, Mon - Fri, 4pm to 8pm	c/kWh	1.9297
	Off Peak - all other times	c/kWh	0.5376
	Summer Generation	c/kWh	0.0000
	Premium feed-in payment all year	c/kWh	0.0000
SSP2B	Business interval meter time of use - transitional feed-in		
	Standing Charge	\$/customer pa	\$0.00
	Summer Peak - Dec-March, Mon - Fri, 2pm - 6pm	c/kWh	1.9297
	Summer Shoulder - Dec-March, Mon - Fri, 12pm-2pm and 6pm to 8pm	c/kWh	1.9297
	Winter peak - Jun-Aug, Mon - Fri, 4pm to 8pm	c/kWh	1.9297
	Off Peak - all other times	c/kWh	0.5376
	Summer Generation	c/kWh	0.0000
	Transitional feed-in payment all year	c/kWh	0.0000
NEE23	Photovoltaic Standard Feed in tariff		
	<i>Franchise Tariffs GH/GL</i>		
	Peak Times – 7:00AM to 11:00PM Monday – Friday		
	Off Peak – All other times		
	Summer demand – 1 November to 31 March		
	Standing Charge	\$/customer pa	\$0.00
	Peak Energy	c/kWh	1.9297
	Off Peak Energy	c/kWh	0.5376
	Summer Generation	c/kWh	0.0000
SUN23	Photovoltaic Premium Feed-in tariff - Closed to New Customers.		
	Peak Times – 7:00AM to 11:00PM Monday – Friday	\$/customer pa	
	Off Peak – All other times		
	Summer demand – 1 November to 31 March		
	Standing Charge	\$/customer pa	\$0.00
	Peak Energy	c/kWh	1.9297
	Off Peak Energy	c/kWh	0.5376
	Summer Generation	c/kWh	0.0000
	Premium feed-in payment all year	c/kWh	0.0000

NEE25	Small business two rate 5 day 8 to 8		
	Franchise Tariffs DH/DL		
	Peak Times – 8:00AM to 8:00PM Monday – Friday		
	Off Peak – All other times		
	Standing Charge	\$/customer pa	\$0.00
	Peak Energy	c/kWh	1.9297
	Off Peak Energy	c/kWh	0.5376
NEE26	Photovoltaic Victorian Standard Feed in tariff		
	Franchise Tariffs GH/GL		
	Peak Times – 7:00AM to 11:00PM Monday – Friday		
	Off Peak – All other times		
	Summer demand – 1 November to 31 March		
	Standing Charge	\$/customer pa	\$0.00
	Peak Energy	c/kWh	1.9297
	Off Peak Energy	c/kWh	0.5376
	Summer Generation	c/kWh	0.0000
NEE27	Small Business Photovoltaic two rate (closed 31st December 2012)		
	Franchise Tariffs DH/DL		
	Peak Times – 7:00AM to 11:00PM Monday – Friday		
	Off Peak – All other times		
	Standing Charge	\$/customer pa	\$0.00
	Peak Energy	c/kWh	1.9297
	Off Peak Energy	c/kWh	0.5376
	Summer Generation	c/kWh	0.0000
NEE28	Small Business Photovoltaic two rate Standard Feed in tariff (from 1st January 2013)		
	Franchise Tariffs DH/DL		
	Peak Times – 7:00AM to 11:00PM Monday – Friday		
	Off Peak – All other times		
	Standing Charge	\$/customer pa	\$0.00
	Peak Energy	c/kWh	1.9297
	Off Peak Energy	c/kWh	0.5376
	Summer Generation	c/kWh	0.0000
NEE30	Dedicated circuit (closed to new entrants)		
	Franchise Tariffs Y6, Y7, Y8		
	Off Peak – 11:00PM to 7:00AM each day		
	Standing Charge	\$/customer pa	\$0.00
	Off Peak Energy	c/kWh	0.5376
NSP30	Dedicated circuit interval meter time of use		
	Standing Charge	\$/customer pa	\$0.00
	Off Peak		0.5376

SUN2T	Photovoltaic Transitional Feed-in tariff		
	Peak Times – 7:00AM to 11:00PM Monday – Friday	\$/customer pa	
	Off Peak – All other times		
	Summer demand – 1 November to 31 March		
	Standing Charge	\$/customer pa	\$0.00
	Peak Energy	c/kWh	1.9297
	Off Peak Energy	c/kWh	0.5376
	Summer Generation	c/kWh	0.0000
	Premium feed-in payment all year	c/kWh	0.0000
NSP23	Photovoltaic interval meter time of use		
	Standing Charge	\$/customer pa	\$0.00
	Summer Peak - Dec-March, Mon - Fri, 2pm - 6pm	c/kWh	1.9297
	Summer Shoulder - Dec-March, Mon - Fri, 12pm-2pm and 6pm to 8pm	c/kWh	1.9297
	Winter peak - Jun-Aug, Mon - Fri, 4pm to 8pm	c/kWh	1.9297
	Off Peak - all other times	c/kWh	0.5376
	Summer Generation	c/kWh	0.0000
SSP23	Photovoltaic interval meter time of use - premium feed-in		
	Standing Charge	\$/customer pa	\$0.00
	Summer Peak - Dec-March, Mon - Fri, 2pm - 6pm	c/kWh	1.9297
	Summer Shoulder - Dec-March, Mon - Fri, 12pm-2pm and 6pm to 8pm	c/kWh	1.9297
	Winter peak - Jun-Aug, Mon - Fri, 4pm to 8pm	c/kWh	1.9297
	Off Peak - all other times	c/kWh	0.5376
	Summer Generation	c/kWh	0.0000
	Premium feed-in payment all year	c/kWh	0.0000
SSP2T	Photovoltaic interval meter time of use - transitional feed-in		
	Standing Charge	\$/customer pa	\$0.00
	Summer Peak - Dec-March, Mon - Fri, 2pm - 6pm	c/kWh	1.9297
	Summer Shoulder - Dec-March, Mon - Fri, 12pm-2pm and 6pm to 8pm	c/kWh	1.9297
	Winter peak - Jun-Aug, Mon - Fri, 4pm to 8pm	c/kWh	1.9297
	Off Peak - all other times	c/kWh	0.5376
	Summer Generation	c/kWh	0.0000
	Premium feed-in payment all year	c/kWh	0.0000
NEE24	Small two rate 5 day 8 to 8		
	Franchise Tariffs GH/GL		
	Peak Times – 8:00AM to 8:00PM Monday – Friday		
	Off Peak – All other times		
	Standing Charge	\$/customer pa	\$0.00
	Peak Energy	c/kWh	1.9297
	Off Peak Energy	c/kWh	0.5376

NEE31	Dedicated circuit – afternoon boost (closed to new entrants)		
	<i>Franchise Tariffs J,J6,JT,J8</i>		
	Off Peak – 3 hours per afternoon 11:00PM to 7:00AM each day		
	Standing Charge	\$/customer pa	\$0.00
	Off Peak Energy	c/kWh	0.5376
NSP31	Dedicated circuit – afternoon boost interval meter time of use		
	Standing Charge	\$/customer pa	\$0.00
	Off Peak		0.5376
NEE32	Dedicated circuit 8 to 8 (closed to new entrants)		
	<i>Franchise Tariffs Y6,YT,Y8</i>		
	Off Peak – 6 or 8 hrs 8:00PM to 8:00AM each day		
	Standing Charge	\$/customer pa	\$0.00
	Off Peak Energy	c/kWh	0.5376
NSP32	Dedicated circuit 8 to 8 interval meter time of use		
	Standing Charge	\$/customer pa	\$0.00
	Off Peak		0.5376
NEE40	Medium single rate (closed to new entrants)		
	<i>Franchise Tariffs B,E,G,N</i>		
	Standing Charge	\$/customer pa	\$0.00
	Energy - All Consumption	c/kWh	1.0688
NEE41	Medium single rate & Dedicated Circuit (closed to new entrants)		
	<i>Franchise Tariffs B,E,G,N & Y6,YT,Y8</i>		
	Off Peak – 11:00PM to 7:00AM each day		
	Standing Charge	\$/customer pa	\$0.00
	Peak Energy	c/kWh	1.0688
	Off Peak Energy	c/kWh	0.5376
NEE42	Medium single rate & Dedicated Circuit – afternoon boost (closed to new entrants)		
	<i>Franchise Tariffs B,E,G,N & J,J6,JT,J8</i>		
	Off Peak – 11:00PM to 7:00AM each day		
	Standing Charge	\$/customer pa	\$0.00
	Peak Energy	c/kWh	1.0688
	Off Peak Energy	c/kWh	0.5376
NEE43	Medium single rate & Dedicated circuit 8 to 8 (closed to new entrants)		
	<i>Franchise Tariffs B,E,G,N & J,J6,JT,J8</i>		
	Off Peak – 11:00PM to 7:00AM each day		
	Standing Charge	\$/customer pa	\$0.00
	Peak Energy	c/kWh	1.0688
	Off Peak Energy	c/kWh	0.5376

Medium Customer Tariffs

Applies to > 50kVA & > 160 MWh/pa and < 400 MWh/pa

NEE51	Medium two rate 5 Day (closed to new entrants)		
	Peak Times – 7:00AM to 11:00PM Monday – Friday		
	Off Peak – All other times		
	Standing Charge	\$/customer pa	\$0.00
	Peak Energy	c/kWh	1.3549
	Off Peak Energy	c/kWh	0.5700
NEE52	Unmetered supplies		
	Peak Times – 7:00AM to 11:00PM Monday – Friday		
	Off Peak – All other times		
	Peak Energy	c/kWh	4.0177
	Off Peak Energy	c/kWh	1.5521
NEE55	Snowfields		
	Peak Times – 1 May to 30 September		
	Off Peak – All other times		
	Standing Charge	\$/customer pa	\$0.00
	Peak Energy	c/kWh	1.0570
	Off Peak Energy	c/kWh	0.9897
NSP55	Snowfields seasonal interval meter time of use		
	Standing Charge	\$/customer pa	\$0.00
	Summer Peak - Dec-March, Mon - Fri, 2pm - 6pm	c/kWh	4.1605
	Summer Shoulder - Dec-March, Mon - Fri, 12pm-2pm and 6pm to 8pm	c/kWh	3.2189
	Winter peak - Jun-Aug, Mon - Fri, 4pm to 8pm	c/kWh	2.9788
	Off Peak - all other times	c/kWh	1.5531
NSP56	Critical Peak Demand multirate > 50 kVA & < 400 MWh		
	Peak Times – 7:00AM to 10:00AM and 4:00PM to 11:00PM Monday – Friday		
	Shoulder Times – 10:00AM to 4:00PM Monday – Friday		
	Off Peak – All other times		
	Standing Charge	\$/customer pa	\$0.00
	Peak Energy	c/kWh	1.8694
	Shoulder Energy	c/kWh	1.1771
	Off Peak Energy	c/kWh	0.5692
	Demand Critical Peak	\$/kVA pa	0.0000
	Demand Capacity	\$/kVA pa	0.0000

NEN56 Medium demand multi-rate

Peak Times – 7:00AM to 10:00AM and 4:00PM to 11:00PM Monday – Friday

Shoulder Times – 10:00AM to 4:00PM Monday – Friday

Off Peak – All other times

Standing Charge	\$/customer pa	\$0.00
Peak Energy	c/kWh	1.6014
Shoulder Energy	c/kWh	3.1647
Off Peak Energy	c/kWh	0.5700
Demand Critical Peak	\$/kVA pa	0.0000
Demand Capacity	\$/kVA pa	0.0000
Minimum Demand 50 kVA		

NEE60 Medium two rate 7 Day (closed to new entrants)

Peak Times – 7:00AM to 11:00PM Monday – Sunday

Off Peak – All other times

Standing Charge	\$/customer pa	\$0.00
Peak Energy	c/kWh	3.2560
Off Peak Energy	c/kWh	1.5521

Large Customer Tariffs

Applies to > 150kVA & > 400 MWh/pa

NEE74	Large two rate 5 Day (closed to new entrants)		
	Peak Times – 7:00AM to 11:00PM Monday – Friday		
	Off Peak – All other times		
	Standing Charge	\$/customer pa	\$0.00
	Peak Energy	c/kWh	3.9354
	Off Peak Energy	c/kWh	1.5338
NSP75	Critical Peak Demand multirate > 150kVA & < 750 MWh		
	Peak Times – 7:00AM to 10:00AM and 4:00PM to 11:00PM Monday – Friday		
	Shoulder Times – 10:00AM to 4:00PM Monday – Friday		
	Off Peak – All other times		
	Standing Charge	\$/customer pa	\$0.00
	Peak Energy	c/kWh	2.7169
	Shoulder Energy	c/kWh	1.2836
	Off Peak Energy	c/kWh	0.5692
	Demand Critical Peak	\$/kVA pa	0.0000
	Demand Capacity	\$/kVA pa	0.0000
NSP76	Critical Peak Demand multirate > 280kVA & > 750 MWh		
	Peak Times – 7:00AM to 10:00AM and 4:00PM to 11:00PM Monday – Friday		
	Shoulder Times – 10:00AM to 4:00PM Monday – Friday		
	Off Peak – All other times		
	Standing Charge	\$/customer pa	\$0.00
	Peak Energy	c/kWh	2.7169
	Shoulder Energy	c/kWh	1.2836
	Off Peak Energy	c/kWh	0.5692
	Demand Critical Peak	\$/kVA pa	0.0000
	Demand Capacity	\$/kVA pa	0.0000
NSP77	Critical Peak Demand multirate > 550kVA & > 2 GWh		
	Peak Times – 7:00AM to 10:00AM and 4:00PM to 11:00PM Monday – Friday		
	Shoulder Times – 10:00AM to 4:00PM Monday – Friday		
	Off Peak – All other times		
	Standing Charge	\$/customer pa	\$0.00
	Peak Energy	c/kWh	2.7169
	Shoulder Energy	c/kWh	1.2836
	Off Peak Energy	c/kWh	0.5692
	Demand Critical Peak	\$/kVA pa	0.0000
	Demand Capacity	\$/kVA pa	0.0000

NSP78 Critical Peak Demand multirate > 850kVA & > 4 GWh		
Peak Times – 7:00AM to 10:00AM and 4:00PM to 11:00PM Monday – Friday		
Shoulder Times – 10:00AM to 4:00PM Monday – Friday		
Off Peak – All other times		
Standing Charge	\$/customer pa	\$0.00
Peak Energy	c/kWh	2.7169
Shoulder Energy	c/kWh	1.2836
Off Peak Energy	c/kWh	0.5692
Demand Critical Peak	\$/kVA pa	0.0000
Demand Capacity	\$/kVA pa	0.0000

High Voltage Tariffs

Applies to 22,000 Volt supplies

NSP81 Critical Peak Two rate 5 Day demand supplied at > 1kV		
Peak Times – 7:00AM to 11:00PM Monday – Friday		
Off Peak – All other times		
Standing Charge	\$/customer pa	\$0.00
Peak Energy	c/kWh	2.2873
Off Peak Energy	c/kWh	0.5692
Demand Critical Peak	\$/kVA pa	0.0000
Demand Capacity	\$/kVA pa	0.0000

NSP82 Critical Peak Traction Two rate 5 Day demand supplied at > 1kV		
Peak Times – 7:00AM to 10:00AM and 4:00PM to 11:00PM Monday – Friday		
Shoulder Times – 10:00AM to 4:00PM Monday – Friday		
Off Peak – All other times		
Standing Charge	\$/customer pa	\$0.00
Peak Energy	c/kWh	2.2873
Shoulder Energy	c/kWh	1.4407
Off Peak Energy	c/kWh	0.5917
Demand Critical Peak	\$/kVA pa	0.0000
Demand Capacity	\$/kVA pa	0.0000

NSP83 Critical Peak Multi rate 5 Day demand supplied at > 1kV		
Peak Times – 7:00AM to 10:00AM and 4:00PM to 11:00PM Monday – Friday		
Shoulder Times – 10:00AM to 4:00PM Monday – Friday		
Off Peak – All other times		
Standing Charge	\$/customer pa	\$0.00
Peak Energy	c/kWh	2.4138
Shoulder Energy	c/kWh	1.4433
Off Peak Energy	c/kWh	0.5917
Demand Critical Peak	\$/kVA pa	0.0000
Demand Capacity	\$/kVA pa	0.0000

Subtransmission Tariffs

Applies to 66,000 Volt supplies

NSP91	Critical Peak Two rate 5 Day demand supplied at 66kV		
	Peak Times – 7:00AM to 11:00PM Monday – Friday		
	Off Peak – All other times		
Standing Charge	\$/customer pa		\$0.00
Peak Energy	c/kWh		1.3765
Off Peak Energy	c/kWh		0.5682
Demand Critical Peak	\$/kVA pa		0.0000
Demand Capacity	\$/kVA pa		0.0000
NSP94	Critical Peak Two rate 5 Day demand supplied at 66kV		
	Peak Times – 7:00AM to 11:00PM Monday – Friday		
	Off Peak – All other times		
Standing Charge	\$/customer pa		\$0.00
Peak Energy	c/kWh		1.4687
Off Peak Energy	c/kWh		1.4746
Demand Critical Peak	\$/kVA pa		0.0000
Demand Capacity	\$/kVA pa		0.0000
NSP95	Critical Peak Two rate 5 Day demand supplied at 66kV		
	Peak Times – 7:00AM to 11:00PM Monday – Friday		
	Off Peak – All other times		
Standing Charge	\$/customer pa		\$0.00
Peak Energy	c/kWh		1.4668
Off Peak Energy	c/kWh		1.4086
Demand Critical Peak	\$/kVA pa		0.0000
Demand Capacity	\$/kVA pa		0.0000

6.4 Schedule of Jurisdictional Use of System Tariffs

Small Customer Tariffs

Applies to < 90kVA & < 160 MWh/pa

NEE11	Small Residential single rate		
	<i>Franchise Tariffs GD,GR</i>		
	Standing Charge	\$/customer pa	\$11.76
	Energy – First 1020/Quarter	c/kWh	0.6259
	Energy – Balance	c/kWh	0.6259
NEN11	Small Residential single rate embedded network		
	<i>Franchise Tariffs GD,GR</i>		
	Standing Charge	\$/customer pa	\$11.76
	Energy – First 1020/Quarter	c/kWh	0.6259
	Energy – Balance	c/kWh	0.6259
NGT11	Small Residential single rate interval data		
	<i>Franchise Tariffs GD,GR</i>		
	Standing Charge	\$/customer pa	\$11.76
	Energy - All Consumption	c/kWh	0.6259
NSP11	Small Residential interval meter time of use		
	Standing Charge	\$/customer pa	\$11.76
	Summer Peak - Dec-March, Mon - Fri, 2pm - 6pm	c/kWh	0.6259
	Summer Shoulder - Dec-March, Mon - Fri, 12pm-2pm and 6pm to 8pm	c/kWh	0.6259
	Winter peak - Jun-Aug, Mon - Fri, 4pm to 8pm	c/kWh	0.6259
	Off Peak - all other times	c/kWh	0.5577
NEE12	Small Business single rate		
	<i>Franchise Tariffs B,E,G,N</i>		
	Standing Charge	\$/customer pa	\$11.76
	Energy – First 1020/Quarter	c/kWh	0.6259
	Energy – Balance	c/kWh	0.6259
NEN12	Small Business single rate		
	<i>Franchise Tariffs B,E,G,N</i>		
	Standing Charge	\$/customer pa	\$11.76
	Energy – First 1020/Quarter	c/kWh	0.6259
	Energy – Balance	c/kWh	0.6259

NSP12	Small Business interval meter time of use		
	Standing Charge	\$/customer pa	\$11.76
	Summer Peak - Dec-March, Mon - Fri, 2pm - 6pm	c/kWh	0.6259
	Summer Shoulder - Dec-March, Mon - Fri, 12pm-2pm and 6pm to 8pm	c/kWh	0.6259
	Winter peak - Jun-Aug, Mon - Fri, 4pm to 8pm	c/kWh	0.6259
	Off Peak - all other times	c/kWh	0.5577
NEE13	Small Residential single rate & Dedicated Circuit (closed to new entrants)		
	<i>Franchise Tariffs GD,GR & Y6, Y7, Y8</i>		
	Off Peak – 11:00PM to 7:00AM each day		
	Standing Charge	\$/customer pa	\$23.52
	Energy – First 1020/Quarter	c/kWh	0.6259
	Energy – Balance	c/kWh	0.6259
	Off Peak Energy	c/kWh	0.5576
NEN13	Small Residential single rate & Dedicated Circuit (closed to new entrants)		
	<i>Franchise Tariffs GD,GR & Y6, Y7, Y8</i>		
	Off Peak – 11:00PM to 7:00AM each day		
	Standing Charge	\$/customer pa	\$23.52
	Energy – First 1020/Quarter	c/kWh	0.6259
	Energy – Balance	c/kWh	0.6259
	Off Peak Energy	c/kWh	0.5576
NSP13	Small Residential single rate & Dedicated Circuit interval meter time of use (closed to new entrants)		
	Standing Charge	\$/customer pa	\$23.52
	Summer Peak - Dec-March, Mon - Fri, 2pm - 6pm	c/kWh	0.6259
	Summer Shoulder - Dec-March, Mon - Fri, 12pm-2pm and 6pm to 8pm	c/kWh	0.6259
	Winter peak - Jun-Aug, Mon - Fri, 4pm to 8pm	c/kWh	0.6259
	Off Peak - all other times	c/kWh	0.5577
	Off Peak - dedicated Circuit	c/kWh	0.5577
NGT13	Small Residential single rate & Dedicated Circuit interval meter time of use		
	<i>Franchise Tariffs GD,GR</i>		
	Standing Charge	\$/customer pa	\$23.52
	Energy - All Consumption	c/kWh	0.6259
	Off Peak - dedicated Circuit	c/kWh	0.5576

NEN15 Small Residential single rate & Dedicated circuit 8 to 8 (closed to new entrants)

Franchise Tariffs GD,GR & Y6,YT, Y8

Off Peak – 6 or 8 hrs 8:00PM to 8:00AM each day

Standing Charge	\$/customer pa	\$23.52
Energy – First 1020/Quarter	c/kWh	0.6259
Energy – Balance	c/kWh	0.6259
Off Peak Energy	c/kWh	0.5577

NSP15 Small Residential single rate & Dedicated circuit 8 to 8 interval meter time of use (closed to new entrants)

Standing Charge	\$/customer pa	\$23.52
Summer Peak - Dec-March, Mon - Fri, 2pm - 6pm	c/kWh	0.6259
Summer Shoulder - Dec-March, Mon - Fri, 12pm-2pm and 6pm to 8pm	c/kWh	0.6259
Winter peak - Jun-Aug, Mon - Fri, 4pm to 8pm	c/kWh	0.6259
Off Peak - all other times	c/kWh	0.5577
Off Peak - dedicated Circuit	c/kWh	0.5577

NGT15 Small Residential single rate & Dedicated circuit 8 to 8 interval meter time of use

Franchise Tariffs GD,GR

Standing Charge	\$/customer pa	\$23.52
Energy - All Consumption	c/kWh	0.6259
Off Peak - dedicated Circuit	c/kWh	0.5577

NEE16 Small Business single rate & Dedicated Circuit (closed to new entrants)

Franchise Tariffs B,E,G,N & Y6,YT, Y8

Off Peak – 11:00PM to 7:00AM each day

Standing Charge	\$/customer pa	\$23.52
Energy – First 1020/Quarter	c/kWh	0.6259
Energy – Balance	c/kWh	0.6259
Off Peak Energy	c/kWh	0.5576

NEN16 Small Business single rate & Dedicated Circuit (closed to new entrants)

Franchise Tariffs B,E,G,N & Y6,YT, Y8

Off Peak – 11:00PM to 7:00AM each day

Standing Charge	\$/customer pa	\$23.52
Energy – First 1020/Quarter	c/kWh	0.6259
Energy – Balance	c/kWh	0.6259
Off Peak Energy	c/kWh	0.5576

NEE14 Small Residential single rate & Dedicated Circuit – afternoon boost (closed to new entrants)

Franchise Tariffs GD,GR & J,J6,JT,J8

Off Peak – 11:00PM to 7:00AM each day

Standing Charge	\$/customer pa	\$23.52
Energy – First 1020/Quarter	c/kWh	0.6259
Energy – Balance	c/kWh	0.6259
Off Peak Energy	c/kWh	0.5576

NEN14 Small Residential single rate & Dedicated Circuit – afternoon boost (closed to new entrants)

Franchise Tariffs GD,GR & J,J6,JT,J8

Off Peak – 11:00PM to 7:00AM each day

Standing Charge	\$/customer pa	\$23.52
Energy – First 1020/Quarter	c/kWh	0.6259
Energy – Balance	c/kWh	0.6259
Off Peak Energy	c/kWh	0.5576

NSP14 Small Residential single rate & Dedicated Circuit – afternoon boost interval meter time of use (closed to new entrants)

Standing Charge	\$/customer pa	\$23.52
Summer Peak - Dec-March, Mon - Fri, 2pm - 6pm	c/kWh	0.6259
Summer Shoulder - Dec-March, Mon - Fri, 12pm-2pm and 6pm to 8pm	c/kWh	0.6259
Winter peak - Jun-Aug, Mon - Fri, 4pm to 8pm	c/kWh	0.6259
Off Peak - all other times	c/kWh	0.5577
Off Peak - dedicated Circuit	c/kWh	0.5577

NGT14 Small Residential single rate & Dedicated Circuit - afternoon boost interval meter time of use

Franchise Tariffs GD,GR

Standing Charge	\$/customer pa	\$23.52
Energy - All Consumption	c/kWh	0.6259
Off Peak - dedicated Circuit	c/kWh	0.5576

NEE15 Small Residential single rate & Dedicated circuit 8 to 8 (closed to new entrants)

Franchise Tariffs GD,GR & Y6,YT,Y8

Off Peak – 6 or 8 hrs 8:00PM to 8:00AM each day

Standing Charge	\$/customer pa	\$23.52
Energy – First 1020/Quarter	c/kWh	0.6259
Energy – Balance	c/kWh	0.6259
Off Peak Energy	c/kWh	0.5577

NSP16 Small Business single rate & Dedicated Circuit interval meter time of use (closed to new entrants)

Standing Charge	\$/customer pa	\$23.52
Summer Peak - Dec-March, Mon - Fri, 2pm - 6pm	c/kWh	0.6259
Summer Shoulder - Dec-March, Mon - Fri, 12pm-2pm and 6pm to 8pm	c/kWh	0.6259
Winter peak - Jun-Aug, Mon - Fri, 4pm to 8pm	c/kWh	0.6259
Off Peak - all other times	c/kWh	0.5577
Off Peak - dedicated Circuit	c/kWh	0.5577

NEE17 Small Business single rate & Dedicated Circuit – afternoon boost (closed to new entrants)

Franchise Tariffs B,E,G,N & J,J6,JT,J8

Off Peak – 11:00PM to 7:00AM each day

Standing Charge	\$/customer pa	\$23.52
Energy – First 1020/Quarter	c/kWh	0.6259
Energy – Balance	c/kWh	0.6259
Off Peak Energy	c/kWh	0.5576

NEN17 Small Business single rate & Dedicated Circuit – afternoon boost (closed to new entrants)

Franchise Tariffs B,E,G,N & J,J6,JT,J8

Off Peak – 11:00PM to 7:00AM each day

Standing Charge	\$/customer pa	\$23.52
Energy – First 1020/Quarter	c/kWh	0.6259
Energy – Balance	c/kWh	0.6259
Off Peak Energy	c/kWh	0.5576

NSP17 Small Business single rate & Dedicated Circuit – afternoon boost interval meter time of use (closed to new entrants)

Standing Charge	\$/customer pa	\$23.52
Summer Peak - Dec-March, Mon - Fri, 2pm - 6pm	c/kWh	0.6259
Summer Shoulder - Dec-March, Mon - Fri, 12pm-2pm and 6pm to 8pm	c/kWh	0.6259
Winter peak - Jun-Aug, Mon - Fri, 4pm to 8pm	c/kWh	0.6259
Off Peak - all other times	c/kWh	0.5577
Off Peak - dedicated Circuit	c/kWh	0.5577

NEE18 Small Business single rate & Dedicated circuit 8 to 8 (closed to new entrants)

Franchise Tariffs B,E,G,N & Y6,YT,Y8

Off Peak – 6 or 8 hrs 8:00PM to 8:00AM each day

Standing Charge	\$/customer pa	\$23.52
Energy – First 1020/Quarter	c/kWh	0.6259
Energy – Balance	c/kWh	0.6259
Off Peak Energy	c/kWh	0.5577

NEN18 *Small Business single rate & Dedicated circuit 8 to 8 (closed to new entrants)*

Franchise Tariffs B,E,G,N & Y6, Y7, Y8

Off Peak – 6 or 8 hrs 8:00PM to 8:00AM each day

Standing Charge	\$/customer pa	\$23.52
Energy – First 1020/Quarter	c/kWh	0.6259
Energy – Balance	c/kWh	0.6259
Off Peak Energy	c/kWh	0.5577

NSP18 *Small Business single rate & Dedicated circuit 8 to 8 interval meter time of use (closed to new entrants)*

Standing Charge	\$/customer pa	\$23.52
Summer Peak - Dec-March, Mon - Fri, 2pm - 6pm	c/kWh	0.6259
Summer Shoulder - Dec-March, Mon - Fri, 12pm-2pm and 6pm to 8pm	c/kWh	0.6259
Winter peak - Jun-Aug, Mon - Fri, 4pm to 8pm	c/kWh	0.6259
Off Peak - all other times	c/kWh	0.5577
Off Peak - dedicated Circuit	c/kWh	0.5577

NEE20 *Small Residential two rate*

Franchise Tariffs GH/GL

Peak Times – 7:00AM to 11:00PM Monday – Friday

Off Peak – All other times

Standing Charge	\$/customer pa	\$22.92
Peak Energy	c/kWh	0.6259
Off Peak Energy	c/kWh	0.5577

NEN20 *Small Residential two rate*

Franchise Tariffs GH/GL

Peak Times – 7:00AM to 11:00PM Monday – Friday

Off Peak – All other times

Standing Charge	\$/customer pa	\$22.92
Peak Energy	c/kWh	0.6259
Off Peak Energy	c/kWh	0.5577

NSP20 *Residential interval meter time of use*

Standing Charge	\$/customer pa	\$22.92
Summer Peak - Dec-March, Mon - Fri, 2pm - 6pm	c/kWh	0.6259
Summer Shoulder - Dec-March, Mon - Fri, 12pm-2pm and 6pm to 8pm	c/kWh	0.6259
Winter peak - Jun-Aug, Mon - Fri, 4pm to 8pm	c/kWh	0.6259
Off Peak - all other times	c/kWh	0.5577

NGT25 *Small Residential multi-rate interval data & Dedicated circuit 8 to 8 interval meter time of use*

Standing Charge	\$/customer pa	\$34.68
Summer (2:00AM AEST First Sunday in October to 2:00AM AEST First Sunday in April)		
Peak (3:00pm to 9:00pm ADST Mon – Fri)	c/kWh	0.6259
Shoulder (7:00am to 3:00pm & 9:00pm to 10:00pm ADST Mon – Fri)	c/kWh	0.6259
(7:00am to 10:00pm ADST Weekends)		
Off Peak - all other times	c/kWh	1.1154
Off Peak - dedicated Circuit (12:00midnight to 8:00am A/c/kWh)		0.5577
Winter (2:00AM AEST First Sunday in April to 2:00AM AEST First Sunday in October)		
Peak (3:00pm to 9:00pm AEST Mon – Fri)	c/kWh	0.6259
Shoulder (7:00am to 3:00pm & 9:00pm to 10:00pm AEST Mon – Fri)	c/kWh	0.6259
(7:00am to 10:00pm AEST Weekends)		
Off Peak - all other times	c/kWh	1.1154
Off Peak - dedicated Circuit (11:00pm to 7:00am AEST)	c/kWh	0.5577

NGT26 *Small Residential multi-rate interval data*

Standing Charge	\$/customer pa	\$22.92
Summer (2:00AM AEST First Sunday in October to 2:00AM AEST First Sunday in April)		
Peak (3:00pm to 9:00pm ADST Mon – Fri)	c/kWh	0.6259
Shoulder (7:00am to 3:00pm & 9:00pm to 10:00pm ADST Mon – Fri)	c/kWh	0.6259
(7:00am to 10:00pm ADST Weekends)		
Off Peak - all other times	c/kWh	0.5577
Winter (2:00AM AEST First Sunday in April to 2:00AM AEST First Sunday in October)		
Peak (3:00pm to 9:00pm AEST Mon – Fri)	c/kWh	0.6259
Shoulder (7:00am to 3:00pm & 9:00pm to 10:00pm AEST Mon – Fri)	c/kWh	0.6259
(7:00am to 10:00pm AEST Weekends)		
Off Peak - all other times	c/kWh	0.5577

NEE21 *Small Business two rate*

<i>Franchise Tariffs DH/DL</i>		
Peak Times – 7:00AM to 11:00PM Monday – Friday		
Off Peak – All other times		
Standing Charge	\$/customer pa	\$22.92
Peak Energy	c/kWh	0.6259
Off Peak Energy	c/kWh	0.5577

NGT23 Small Residential multi-rate interval data & Dedicated Circuit		
Standing Charge	\$/customer pa	\$34.68
Summer (2:00AM AEST First Sunday in October to 2:00AM AEST First Sunday in April)		
Peak (3:00pm to 9:00pm ADST Mon – Fri)	c/kWh	0.6259
Shoulder (7:00am to 3:00pm & 9:00pm to 10:00pm ADST Mon – Fri)	c/kWh	0.6259
(7:00am to 10:00pm ADST Weekends)		
Off Peak - all other times	c/kWh	1.1153
Off Peak - dedicated Circuit (12:00midnight to 8:00am A/c/kWh)		0.5576
Winter (2:00AM AEST First Sunday in April to 2:00AM AEST First Sunday in October)		
Peak (3:00pm to 9:00pm AEST Mon – Fri)	c/kWh	0.6259
Shoulder (7:00am to 3:00pm & 9:00pm to 10:00pm AEST Mon – Fri)	c/kWh	0.6259
(7:00am to 10:00pm AEST Weekends)		
Off Peak - all other times	c/kWh	1.1153
Off Peak - dedicated Circuit (11:00pm to 7:00am AEST)	c/kWh	0.5576

NGT24 Small Residential multi-rate interval data & Dedicated Circuit - afternoon boost interval meter time of use		
Standing Charge	\$/customer pa	\$34.68
Summer (2:00AM AEST First Sunday in October to 2:00AM AEST First Sunday in April)		
Peak (3:00pm to 9:00pm ADST Mon – Fri)	c/kWh	0.6259
Shoulder (7:00am to 3:00pm & 9:00pm to 10:00pm ADST Mon – Fri)	c/kWh	0.6259
(7:00am to 10:00pm ADST Weekends)		
Off Peak - all other times	c/kWh	1.1153
Off Peak - dedicated Circuit (12:00midnight to 8:00am A/c/kWh)		0.5576
Winter (2:00AM AEST First Sunday in April to 2:00AM AEST First Sunday in October)		
Peak (3:00pm to 9:00pm AEST Mon – Fri)	c/kWh	0.6259
Shoulder (7:00am to 3:00pm & 9:00pm to 10:00pm AEST Mon – Fri)	c/kWh	0.6259
(7:00am to 10:00pm AEST Weekends)		
Off Peak - all other times	c/kWh	1.1153
Off Peak - dedicated Circuit (11:00pm to 7:00am AEST)	c/kWh	0.5576

SUN21 *Small Business two rate - Closed to New Customers*

Franchise Tariffs DH/DL

Peak Times – 7:00AM to 11:00PM Monday – Friday

Off Peak – All other times

Standing Charge	\$/customer pa	\$22.92
Peak Energy	c/kWh	0.6259
Off Peak Energy	c/kWh	0.5577
Summer Generation	c/kWh	0.0000
Premium feed-in payment all year	c/kWh	0.0000

SUN2B *Small Business two rate*

Franchise Tariffs DH/DL

Peak Times – 7:00AM to 11:00PM Monday – Friday

Off Peak – All other times

Standing Charge	\$/customer pa	\$22.92
Peak Energy	c/kWh	0.6259
Off Peak Energy	c/kWh	0.5577
Summer Generation	c/kWh	0.0000
Transitional feed-in payment all year	c/kWh	0.0000

NEN21 *Small Business two rate*

Franchise Tariffs DH/DL

Peak Times – 7:00AM to 11:00PM Monday – Friday

Off Peak – All other times

Standing Charge	\$/customer pa	\$22.92
Peak Energy	c/kWh	0.6259
Off Peak Energy	c/kWh	0.5577

NSP21 *Business interval meter time of use*

Standing Charge	\$/customer pa	\$22.92
Summer Peak - Dec-March, Mon - Fri, 2pm - 6pm	c/kWh	0.6259
Summer Shoulder - Dec-March, Mon - Fri, 12pm-2pm and 6pm to 8pm	c/kWh	0.6259
Winter peak - Jun-Aug, Mon - Fri, 4pm to 8pm	c/kWh	0.6259
Off Peak - all other times	c/kWh	0.5577

NSP27 *Business - Low peak rate Interval metered Time of Use*

Standing Charge	\$/customer pa	\$22.92
Summer Peak - Dec-March, Mon - Fri, 2pm - 6pm	c/kWh	0.6259
Summer Shoulder - Dec-March, Mon - Fri, 12pm-2pm and 6pm to 8pm	c/kWh	0.6259
Winter peak - Jun-Aug, Mon - Fri, 4pm to 8pm	c/kWh	0.6259
Off Peak - all other times	c/kWh	0.5577

SSP21	<i>Business interval meter time of use - premium feed-in</i>		
	Standing Charge	\$/customer pa	\$22.92
	Summer Peak - Dec-March, Mon - Fri, 2pm - 6pm	c/kWh	0.6259
	Summer Shoulder - Dec-March, Mon - Fri, 12pm-2pm and 6pm to 8pm	c/kWh	0.6259
	Winter peak - Jun-Aug, Mon - Fri, 4pm to 8pm	c/kWh	0.6259
	Off Peak - all other times	c/kWh	0.5577
	Summer Generation	c/kWh	0.0000
	Premium feed-in payment all year	c/kWh	0.0000
SSP2B	<i>Business interval meter time of use - transitional feed-in</i>		
	Standing Charge	\$/customer pa	\$22.92
	Summer Peak - Dec-March, Mon - Fri, 2pm - 6pm	c/kWh	0.6259
	Summer Shoulder - Dec-March, Mon - Fri, 12pm-2pm and 6pm to 8pm	c/kWh	0.6259
	Winter peak - Jun-Aug, Mon - Fri, 4pm to 8pm	c/kWh	0.6259
	Off Peak - all other times	c/kWh	0.5577
	Summer Generation	c/kWh	0.0000
	Transitional feed-in payment all year	c/kWh	0.0000
NEE23	<i>Photovoltaic Standard Feed in tariff</i>		
	<i>Franchise Tariffs GH/GL</i>		
	Peak Times – 7:00AM to 11:00PM Monday – Friday		
	Off Peak – All other times		
	Summer demand – 1 November to 31 March		
	Standing Charge	\$/customer pa	\$22.92
	Peak Energy	c/kWh	0.6259
	Off Peak Energy	c/kWh	0.5577
	Summer Generation	c/kWh	0.0000
SUN23	<i>Photovoltaic Premium Feed-in tariff - Closed to New Customers.</i>		
	Peak Times – 7:00AM to 11:00PM Monday – Friday	\$/customer pa	
	Off Peak – All other times		
	Summer demand – 1 November to 31 March		
	Standing Charge	\$/customer pa	\$22.92
	Peak Energy	c/kWh	0.6259
	Off Peak Energy	c/kWh	0.5577
	Summer Generation	c/kWh	0.0000
	Premium feed-in payment all year	c/kWh	0.0000

SUN2T	Photovoltaic Transitional Feed-in tariff		
	Peak Times – 7:00AM to 11:00PM Monday – Friday	\$/customer pa	
	Off Peak – All other times		
	Summer demand – 1 November to 31 March		
	Standing Charge	\$/customer pa	\$22.92
	Peak Energy	c/kWh	0.6259
	Off Peak Energy	c/kWh	0.5577
	Summer Generation	c/kWh	0.0000
	Transitional feed-in payment all year	c/kWh	0.0000
NSP23	Photovoltaic interval meter time of use		
	Standing Charge	\$/customer pa	\$22.92
	Summer Peak - Dec-March, Mon - Fri, 2pm - 6pm	c/kWh	0.6259
	Summer Shoulder - Dec-March, Mon - Fri, 12pm-2pm and 6pm to 8pm	c/kWh	0.6259
	Winter peak - Jun-Aug, Mon - Fri, 4pm to 8pm	c/kWh	0.6259
	Off Peak - all other times	c/kWh	0.5577
	Summer Generation	c/kWh	0.0000
SSP23	Photovoltaic interval meter time of use - premium feed-in		
	Standing Charge	\$/customer pa	\$22.92
	Summer Peak - Dec-March, Mon - Fri, 2pm - 6pm	c/kWh	0.6259
	Summer Shoulder - Dec-March, Mon - Fri, 12pm-2pm and 6pm to 8pm	c/kWh	0.6259
	Winter peak - Jun-Aug, Mon - Fri, 4pm to 8pm	c/kWh	0.6259
	Off Peak - all other times	c/kWh	0.5577
	Summer Generation	c/kWh	0.0000
	Premium feed-in payment all year	c/kWh	0.0000
SSP2T	Photovoltaic interval meter time of use - transitional feed-in		
	Standing Charge	\$/customer pa	\$22.92
	Summer Peak - Dec-March, Mon - Fri, 2pm - 6pm	c/kWh	0.6259
	Summer Shoulder - Dec-March, Mon - Fri, 12pm-2pm and 6pm to 8pm	c/kWh	0.6259
	Winter peak - Jun-Aug, Mon - Fri, 4pm to 8pm	c/kWh	0.6259
	Off Peak - all other times	c/kWh	0.5577
	Summer Generation	c/kWh	0.0000
	Premium feed-in payment all year	c/kWh	0.0000
NEE24	NEE24 Small rate 5 day 8 to 8		
	Franchise Tariffs GH/GL		
	Peak Times – 8:00AM to 8:00PM Monday – Friday		
	Off Peak – All other times		
	Standing Charge	\$/customer pa	\$22.92
	Peak Energy	c/kWh	0.6259
	Off Peak Energy	c/kWh	0.5577

NEE25	NEE25 Small business rate 5 day 8 to 8		
	Franchise Tariffs DH/DL		
	Peak Times – 8:00AM to 8:00PM Monday – Friday		
	Off Peak – All other times		
	Standing Charge	\$/customer pa	\$11.76
	Peak Energy	c/kWh	0.6259
	Off Peak Energy	c/kWh	0.5577
NEE26	Photovoltaic Victorian Standard Feed in tariff		
	Franchise Tariffs GH/GL		
	Peak Times – 7:00AM to 11:00PM Monday – Friday		
	Off Peak – All other times		
	Summer demand – 1 November to 31 March		
	Standing Charge	\$/customer pa	\$22.92
	Peak Energy	c/kWh	0.6259
	Off Peak Energy	c/kWh	0.5577
	Summer Generation	c/kWh	0.0000
NEE27	Small Business Photovoltaic two rate (closed 31st December 2012)		
	Franchise Tariffs DH/DL		
	Peak Times – 7:00AM to 11:00PM Monday – Friday		
	Off Peak – All other times		
	Standing Charge	\$/customer pa	\$22.92
	Peak Energy	c/kWh	0.6259
	Off Peak Energy	c/kWh	0.5577
	Summer Generation	c/kWh	0.0000
NEE28	Small Business Photovoltaic two rate Standard Feed in tariff (from 1st January 2013)		
	Franchise Tariffs DH/DL		
	Peak Times – 7:00AM to 11:00PM Monday – Friday		
	Off Peak – All other times		
	Standing Charge	\$/customer pa	\$22.92
	Peak Energy	c/kWh	0.6259
	Off Peak Energy	c/kWh	0.5577
	Summer Generation	c/kWh	0.0000
NEE30	Dedicated circuit (closed to new entrants)		
	Franchise Tariffs Y6, Y7, Y8		
	Off Peak – 11:00PM to 7:00AM each day		
	Standing Charge	\$/customer pa	\$11.76
	Off Peak Energy	c/kWh	0.5576
NSP30	Dedicated circuit interval meter time of use		
	Standing Charge	\$/customer pa	\$11.76
	Off Peak		0.5577

NEE31	Dedicated circuit – afternoon boost (closed to new entrants)		
	<i>Franchise Tariffs J,J6,JT,J8</i>		
	Off Peak – 3 hours per afternoon 11:00PM to 7:00AM each day		
	Standing Charge	\$/customer pa	\$11.76
	Off Peak Energy	c/kWh	0.5576
NSP31	Dedicated circuit – afternoon boost interval meter time of use		
	Standing Charge	\$/customer pa	\$11.76
	Off Peak		0.5577
NEE32	Dedicated circuit 8 to 8 (closed to new entrants)		
	<i>Franchise Tariffs Y6,YT,Y8</i>		
	Off Peak – 6 or 8 hrs 8:00PM to 8:00AM each day		
	Standing Charge	\$/customer pa	\$11.76
	Off Peak Energy	c/kWh	0.5577
NSP32	Dedicated circuit 8 to 8 interval meter time of use		
	Standing Charge	\$/customer pa	\$11.76
	Off Peak		0.5577
NEE40	Medium single rate (closed to new entrants)		
	<i>Franchise Tariffs B,E,G,N</i>		
	Standing Charge	\$/customer pa	\$11.76
	Energy - All Consumption	c/kWh	0.6259
NEE41	Medium single rate & Dedicated Circuit (closed to new entrants)		
	<i>Franchise Tariffs B,E,G,N & Y6,YT,Y8</i>		
	Off Peak – 11:00PM to 7:00AM each day		
	Standing Charge	\$/customer pa	\$23.52
	Peak Energy	c/kWh	0.6259
	Off Peak Energy	c/kWh	0.5576
NEE42	Medium single rate & Dedicated Circuit – afternoon boost (closed to new entrants)		
	<i>Franchise Tariffs B,E,G,N & J,J6,JT,J8</i>		
	Off Peak – 11:00PM to 7:00AM each day		
	Standing Charge	\$/customer pa	\$23.52
	Peak Energy	c/kWh	0.6259
	Off Peak Energy	c/kWh	0.5576
NEE43	Medium single rate & Dedicated circuit 8 to 8 (closed to new entrants)		
	<i>Franchise Tariffs B,E,G,N & J,J6,JT,J8</i>		
	Off Peak – 11:00PM to 7:00AM each day		
	Standing Charge	\$/customer pa	\$23.52
	Peak Energy	c/kWh	0.6259
	Off Peak Energy	c/kWh	0.5577

Medium Customer Tariffs

Applies to > 50kVA & > 160 MWh/pa and < 400 MWh/pa

NEE51	Medium two rate 5 Day (closed to new entrants)		
	Peak Times – 7:00AM to 11:00PM Monday – Friday		
	Off Peak – All other times		
	Standing Charge	\$/customer pa	\$22.92
	Peak Energy	c/kWh	0.6259
	Off Peak Energy	c/kWh	0.5576
NEE52	Unmetered supplies		
	Peak Times – 7:00AM to 11:00PM Monday – Friday		
	Off Peak – All other times		
	Peak Energy	c/kWh	0.6259
	Off Peak Energy	c/kWh	0.5576
NEE55	Snowfields		
	Peak Times – 1 May to 30 September		
	Off Peak – All other times		
	Standing Charge	\$/customer pa	\$22.92
	Peak Energy	c/kWh	0.6259
	Off Peak Energy	c/kWh	0.5577
NSP55	Snowfields seasonal interval meter time of use		
	Standing Charge	\$/customer pa	\$22.92
	Summer Peak - Dec-March, Mon - Fri, 2pm - 6pm	c/kWh	0.6259
	Summer Shoulder - Dec-March, Mon - Fri, 12pm-2pm and 6pm to 8pm	c/kWh	0.6259
	Winter peak - Jun-Aug, Mon - Fri, 4pm to 8pm	c/kWh	0.6259
	Off Peak - all other times	c/kWh	0.5577
NSP56	Critical Peak Demand multirate > 50 kVA & < 400 MWh		
	Peak Times – 7:00AM to 10:00AM and 4:00PM to 11:00PM Monday – Friday		
	Shoulder Times – 10:00AM to 4:00PM Monday – Friday		
	Off Peak – All other times		
	Standing Charge	\$/customer pa	\$234.84
	Peak Energy	c/kWh	0.0000
	Shoulder Energy	c/kWh	0.0000
	Off Peak Energy	c/kWh	0.0000
	Demand Critical Peak	\$/kVA pa	0.0000
	Demand Capacity	\$/kVA pa	0.0000

NEN56 Medium demand multi-rate

Peak Times – 7:00AM to 10:00AM and 4:00PM to 11:00PM Monday – Friday

Shoulder Times – 10:00AM to 4:00PM Monday – Friday

Off Peak – All other times

Standing Charge	\$/customer pa	\$234.84
Peak Energy	c/kWh	0.0000
Shoulder Energy	c/kWh	0.0000
Off Peak Energy	c/kWh	0.0000
Demand Critical Peak	\$/kVA pa	0.0000
Demand Capacity	\$/kVA pa	0.0000
Minimum Demand 50 kVA		

NEE60 Medium two rate 7 Day (closed to new entrants)

Peak Times – 7:00AM to 11:00PM Monday – Sunday

Off Peak – All other times

Standing Charge	\$/customer pa	\$234.84
Peak Energy	c/kWh	0.0000
Off Peak Energy	c/kWh	0.0000

Large Customer Tariffs

Applies to > 150kVA & > 400 MWh/pa

NEE74	Large two rate 5 Day (closed to new entrants)		
	Peak Times – 7:00AM to 11:00PM Monday – Friday		
	Off Peak – All other times		
	Standing Charge	\$/customer pa	\$234.84
	Peak Energy	c/kWh	0.0000
	Off Peak Energy	c/kWh	0.0000
NSP75	Critical Peak Demand multirate > 150kVA & < 750 MWh		
	Peak Times – 7:00AM to 10:00AM and 4:00PM to 11:00PM Monday – Friday		
	Shoulder Times – 10:00AM to 4:00PM Monday – Friday		
	Off Peak – All other times		
	Standing Charge	\$/customer pa	\$234.84
	Peak Energy	c/kWh	0.0000
	Shoulder Energy	c/kWh	0.0000
	Off Peak Energy	c/kWh	0.0000
	Demand Critical Peak	\$/kVA pa	0.0000
	Demand Capacity	\$/kVA pa	0.0000
NSP76	Critical Peak Demand multirate > 280kVA & > 750 MWh		
	Peak Times – 7:00AM to 10:00AM and 4:00PM to 11:00PM Monday – Friday		
	Shoulder Times – 10:00AM to 4:00PM Monday – Friday		
	Off Peak – All other times		
	Standing Charge	\$/customer pa	\$234.84
	Peak Energy	c/kWh	0.0000
	Shoulder Energy	c/kWh	0.0000
	Off Peak Energy	c/kWh	0.0000
	Demand Critical Peak	\$/kVA pa	0.0000
	Demand Capacity	\$/kVA pa	0.0000
NSP77	Critical Peak Demand multirate > 550kVA & > 2 GWh		
	Peak Times – 7:00AM to 10:00AM and 4:00PM to 11:00PM Monday – Friday		
	Shoulder Times – 10:00AM to 4:00PM Monday – Friday		
	Off Peak – All other times		
	Standing Charge	\$/customer pa	\$234.84
	Peak Energy	c/kWh	0.0000
	Shoulder Energy	c/kWh	0.0000
	Off Peak Energy	c/kWh	0.0000
	Demand Critical Peak	\$/kVA pa	0.0000
	Demand Capacity	\$/kVA pa	0.0000

NSP78 Critical Peak Demand multirate > 850kVA & > 4 GWh		
Peak Times – 7:00AM to 10:00AM and 4:00PM to 11:00PM Monday – Friday		
Shoulder Times – 10:00AM to 4:00PM Monday – Friday		
Off Peak – All other times		
Standing Charge	\$/customer pa	\$234.84
Peak Energy	c/kWh	0.0000
Shoulder Energy	c/kWh	0.0000
Off Peak Energy	c/kWh	0.0000
Demand Critical Peak	\$/kVA pa	0.0000
Demand Capacity	\$/kVA pa	0.0000

High Voltage Tariffs

Applies to 22,000 Volt supplies

NSP81 Critical Peak Two rate 5 Day demand supplied at > 1kV		
Peak Times – 7:00AM to 11:00PM Monday – Friday		
Off Peak – All other times		
Standing Charge	\$/customer pa	\$234.84
Peak Energy	c/kWh	0.0000
Off Peak Energy	c/kWh	0.0000
Demand Critical Peak	\$/kVA pa	0.0000
Demand Capacity	\$/kVA pa	0.0000

NSP82 Critical Peak Traction Two rate 5 Day demand supplied at > 1kV		
Peak Times – 7:00AM to 10:00AM and 4:00PM to 11:00PM Monday – Friday		
Shoulder Times – 10:00AM to 4:00PM Monday – Friday		
Off Peak – All other times		
Standing Charge	\$/customer pa	\$234.84
Peak Energy	c/kWh	0.0000
Shoulder Energy	c/kWh	0.0000
Off Peak Energy	c/kWh	0.0000
Demand Critical Peak	\$/kVA pa	0.0000
Demand Capacity	\$/kVA pa	0.0000

NSP83 Critical Peak Multi rate 5 Day demand supplied at > 1kV		
Peak Times – 7:00AM to 10:00AM and 4:00PM to 11:00PM Monday – Friday		
Shoulder Times – 10:00AM to 4:00PM Monday – Friday		
Off Peak – All other times		
Standing Charge	\$/customer pa	\$234.84
Peak Energy	c/kWh	0.0000
Shoulder Energy	c/kWh	0.0000
Off Peak Energy	c/kWh	0.0000
Demand Critical Peak	\$/kVA pa	0.0000
Demand Capacity	\$/kVA pa	0.0000

Subtransmission Tariffs

Applies to 66,000 Volt supplies

NSP91 Critical Peak Two rate 5 Day demand supplied at 66kV

Peak Times – 7:00AM to 11:00PM Monday – Friday

Off Peak – All other times

Standing Charge	\$/customer pa	\$234.84
Peak Energy	c/kWh	0.0000
Off Peak Energy	c/kWh	0.0000
Demand Critical Peak	\$/kVA pa	0.0000
Demand Capacity	\$/kVA pa	0.0000

NSP94 Critical Peak Two rate 5 Day demand supplied at 66kV

Peak Times – 7:00AM to 11:00PM Monday – Friday

Off Peak – All other times

Standing Charge	\$/customer pa	\$234.84
Peak Energy	c/kWh	0.0000
Off Peak Energy	c/kWh	0.0000
Demand Critical Peak	\$/kVA pa	0.0000
Demand Capacity	\$/kVA pa	0.0000

NSP95 Critical Peak Two rate 5 Day demand supplied at 66kV

Peak Times – 7:00AM to 11:00PM Monday – Friday

Off Peak – All other times

Standing Charge	\$/customer pa	\$234.84
Peak Energy	c/kWh	0.0000
Off Peak Energy	c/kWh	0.0000
Demand Critical Peak	\$/kVA pa	0.0000
Demand Capacity	\$/kVA pa	0.0000

6.5 Schedule of Network Use of System Tariffs

Small Customer Tariffs

Applies to < 90kVA & < 160 MWh/pa

NEE11	Small Residential single rate		
	<i>Franchise Tariffs GD,GR</i>		
	Standing Charge	\$/customer pa	\$61.22
	Energy – First 1020/Quarter	c/kWh	10.3860
	Energy – Balance	c/kWh	16.8452
NEN11	Small Residential single rate embedded network		
	<i>Franchise Tariffs GD,GR</i>		
	Standing Charge	\$/customer pa	\$61.22
	Energy – First 1020/Quarter	c/kWh	7.3920
	Energy – Balance	c/kWh	7.8440
NGT11	Small Residential single rate interval data		
	<i>Franchise Tariffs GD,GR</i>		
	Standing Charge	\$/customer pa	\$61.22
	Energy - All Consumption	c/kWh	15.8760
NSP11	Small Residential interval meter time of use		
	Standing Charge	\$/customer pa	\$61.22
	Summer Peak - Dec-March, Mon - Fri, 2pm - 6pm	c/kWh	41.0880
	Summer Shoulder - Dec-March, Mon - Fri, 12pm-2pm and 6pm to 8pm	c/kWh	36.2710
	Winter peak - Jun-Aug, Mon - Fri, 4pm to 8pm	c/kWh	32.0610
	Off Peak - all other times	c/kWh	3.4264
NEE12	Small Business single rate		
	<i>Franchise Tariffs B,E,G,N</i>		
	Standing Charge	\$/customer pa	\$61.22
	Energy – First 1020/Quarter	c/kWh	18.7920
	Energy – Balance	c/kWh	22.0230
NEN12	Small Business single rate embedded network		
	<i>Franchise Tariffs B,E,G,N</i>		
	Standing Charge	\$/customer pa	\$61.22
	Energy – First 1020/Quarter	c/kWh	20.7690
	Energy – Balance	c/kWh	23.7600

NSP12	Small Business interval meter time of use		
	Standing Charge	\$/customer pa	\$66.86
	Summer Peak - Dec-March, Mon - Fri, 2pm - 6pm	c/kWh	41.0880
	Summer Shoulder - Dec-March, Mon - Fri, 12pm-2pm and 6pm to 8pm	c/kWh	36.2710
	Winter peak - Jun-Aug, Mon - Fri, 4pm to 8pm	c/kWh	32.0610
	Off Peak - all other times	c/kWh	4.8314
NEE13	Small Residential single rate & Dedicated Circuit (closed to new entrants)		
	<i>Franchise Tariffs GD,GR & Y6,YT,Y8</i>		
	Off Peak – 11:00PM to 7:00AM each day		
	Standing Charge	\$/customer pa	\$84.04
	Energy – First 1020/Quarter	c/kWh	10.3860
	Energy – Balance	c/kWh	16.8452
	Off Peak Energy	c/kWh	2.4898
NEN13	Small Residential single rate & Dedicated Circuit (closed to new entrants)		
	<i>Franchise Tariffs GD,GR & Y6,YT,Y8</i>		
	Off Peak – 11:00PM to 7:00AM each day		
	Standing Charge	\$/customer pa	\$84.04
	Energy – First 1020/Quarter	c/kWh	7.3920
	Energy – Balance	c/kWh	7.8440
	Off Peak Energy	c/kWh	2.4898
NSP13	Small Residential single rate & Dedicated Circuit interval meter time of use (closed to new entrants)		
	Standing Charge	\$/customer pa	\$84.04
	Summer Peak - Dec-March, Mon - Fri, 2pm - 6pm	c/kWh	41.0880
	Summer Shoulder - Dec-March, Mon - Fri, 12pm-2pm and 6pm to 8pm	c/kWh	36.2710
	Winter peak - Jun-Aug, Mon - Fri, 4pm to 8pm	c/kWh	32.0610
	Off Peak - all other times	c/kWh	3.4264
	Off Peak - dedicated Circuit	c/kWh	2.4898
NGT13	Small Residential single rate & Dedicated Circuit interval meter time of use		
	<i>Franchise Tariffs GD,GR</i>		
	Standing Charge	\$/customer pa	\$84.04
	Energy - All Consumption	c/kWh	15.8760
	Off Peak - dedicated Circuit	c/kWh	2.4898

NEE14 Small Residential single rate & Dedicated Circuit – afternoon boost (closed to new entrants)

Franchise Tariffs GD,GR & J,J6,JT,J8

Off Peak – 11:00PM to 7:00AM each day

Standing Charge	\$/customer pa	\$84.04
Energy – First 1020/Quarter	c/kWh	10.3860
Energy – Balance	c/kWh	16.8452
Off Peak Energy	c/kWh	2.4898

NEN14 Small Residential single rate & Dedicated Circuit – afternoon boost (closed to new entrants)

Franchise Tariffs GD,GR & J,J6,JT,J8

Off Peak – 11:00PM to 7:00AM each day

Standing Charge	\$/customer pa	\$84.04
Energy – First 1020/Quarter	c/kWh	7.3920
Energy – Balance	c/kWh	7.8440
Off Peak Energy	c/kWh	2.4898

NSP14 Small Residential single rate & Dedicated Circuit – afternoon boost interval meter time of use (closed to new entrants)

Standing Charge	\$/customer pa	\$84.04
Summer Peak - Dec-March, Mon - Fri, 2pm - 6pm	c/kWh	41.0880
Summer Shoulder - Dec-March, Mon - Fri, 12pm-2pm and 6pm to 8pm	c/kWh	36.2710
Winter peak - Jun-Aug, Mon - Fri, 4pm to 8pm	c/kWh	32.0610
Off Peak - all other times	c/kWh	3.4264
Off Peak - dedicated Circuit	c/kWh	2.4899

NGT14 Small Residential single rate & Dedicated Circuit - afternoon boost interval meter time of use

Franchise Tariffs GD,GR

Standing Charge	\$/customer pa	\$84.04
Energy - All Consumption	c/kWh	15.8760
Off Peak - dedicated Circuit	c/kWh	2.4898

NEE15 Small Residential single rate & Dedicated circuit 8 to 8 (closed to new entrants)

Franchise Tariffs GD,GR & Y6,YT,Y8

Off Peak – 6 or 8 hrs 8:00PM to 8:00AM each day

Standing Charge	\$/customer pa	\$84.04
Energy – First 1020/Quarter	c/kWh	10.3860
Energy – Balance	c/kWh	16.8452
Off Peak Energy	c/kWh	2.2959

NEN15 Small Residential single rate & Dedicated circuit 8 to 8 (closed to new entrants)

Franchise Tariffs GD,GR & Y6,YT,Y8

Off Peak – 6 or 8 hrs 8:00PM to 8:00AM each day

Standing Charge	\$/customer pa	\$84.04
Energy – First 1020/Quarter	c/kWh	7.3920
Energy – Balance	c/kWh	7.8440
Off Peak Energy	c/kWh	2.2959

NSP15 Small Residential single rate & Dedicated circuit 8 to 8 interval meter time of use (closed to new entrants)

Standing Charge	\$/customer pa	\$84.04
Summer Peak - Dec-March, Mon - Fri, 2pm - 6pm	c/kWh	41.0880
Summer Shoulder - Dec-March, Mon - Fri, 12pm-2pm and 6pm to 8pm	c/kWh	36.2710
Winter peak - Jun-Aug, Mon - Fri, 4pm to 8pm	c/kWh	32.0610
Off Peak - all other times	c/kWh	3.4264
Off Peak - dedicated Circuit	c/kWh	2.2959

NGT15 Small Residential single rate & Dedicated circuit 8 to 8 interval meter time of use

Franchise Tariffs GD,GR

Standing Charge	\$/customer pa	\$84.04
Energy - All Consumption	c/kWh	15.8760
Off Peak - dedicated Circuit	c/kWh	2.2959

NEE16 Small Business single rate & Dedicated Circuit (closed to new entrants)

Franchise Tariffs B,E,G,N & Y6,YT,Y8

Off Peak – 11:00PM to 7:00AM each day

Standing Charge	\$/customer pa	\$84.04
Energy – First 1020/Quarter	c/kWh	18.7920
Energy – Balance	c/kWh	22.0230
Off Peak Energy	c/kWh	2.4898

NEN16 Small Business single rate & Dedicated Circuit (closed to new entrants)

Franchise Tariffs B,E,G,N & Y6,YT,Y8

Off Peak – 11:00PM to 7:00AM each day

Standing Charge	\$/customer pa	\$84.04
Energy – First 1020/Quarter	c/kWh	20.7690
Energy – Balance	c/kWh	23.7600
Off Peak Energy	c/kWh	2.4898

NSP16 Small Business single rate & Dedicated Circuit interval meter time of use (closed to new entrants)

Standing Charge	\$/customer pa	\$89.68
Summer Peak - Dec-March, Mon - Fri, 2pm - 6pm	c/kWh	41.0880
Summer Shoulder - Dec-March, Mon - Fri, 12pm-2pm and 6pm to 8pm	c/kWh	36.2710
Winter peak - Jun-Aug, Mon - Fri, 4pm to 8pm	c/kWh	32.0610
Off Peak - all other times	c/kWh	4.8314
Off Peak - dedicated Circuit	c/kWh	2.4899

NEE17 Small Business single rate & Dedicated Circuit – afternoon boost (closed to new entrants)

Franchise Tariffs B,E,G,N & J,J6,JT,J8

Off Peak – 11:00PM to 7:00AM each day

Standing Charge	\$/customer pa	\$84.04
Energy – First 1020/Quarter	c/kWh	18.7920
Energy – Balance	c/kWh	22.0230
Off Peak Energy	c/kWh	2.4898

NEN17 Small Business single rate & Dedicated Circuit – afternoon boost (closed to new entrants)

Franchise Tariffs B,E,G,N & J,J6,JT,J8

Off Peak – 11:00PM to 7:00AM each day

Standing Charge	\$/customer pa	\$84.04
Energy – First 1020/Quarter	c/kWh	20.7690
Energy – Balance	c/kWh	23.7600
Off Peak Energy	c/kWh	2.4898

NSP17 Small Business single rate & Dedicated Circuit – afternoon boost interval meter time of use (closed to new entrants)

Standing Charge	\$/customer pa	\$89.68
Summer Peak - Dec-March, Mon - Fri, 2pm - 6pm	c/kWh	41.0880
Summer Shoulder - Dec-March, Mon - Fri, 12pm-2pm and 6pm to 8pm	c/kWh	36.2710
Winter peak - Jun-Aug, Mon - Fri, 4pm to 8pm	c/kWh	32.0610
Off Peak - all other times	c/kWh	4.8314
Off Peak - dedicated Circuit	c/kWh	2.4899

NEE18 Small Business single rate & Dedicated circuit 8 to 8 (closed to new entrants)

Franchise Tariffs B,E,G,N & Y6,YT,Y8

Off Peak – 6 or 8 hrs 8:00PM to 8:00AM each day

Standing Charge	\$/customer pa	\$84.04
Energy – First 1020/Quarter	c/kWh	18.7920
Energy – Balance	c/kWh	22.0230
Off Peak Energy	c/kWh	2.2959

NEN18 *Small Business single rate & Dedicated circuit 8 to 8 (closed to new entrants)*

Franchise Tariffs B,E,G,N & Y6,YT,Y8

Off Peak – 6 or 8 hrs 8:00PM to 8:00AM each day

Standing Charge	\$/customer pa	\$84.04
Energy – First 1020/Quarter	c/kWh	20.7690
Energy – Balance	c/kWh	23.7600
Off Peak Energy	c/kWh	2.2959

NSP18 *Small Business single rate & Dedicated circuit 8 to 8 interval meter time of use (closed to new entrants)*

Standing Charge	\$/customer pa	\$89.68
Summer Peak - Dec-March, Mon - Fri, 2pm - 6pm	c/kWh	41.0880
Summer Shoulder - Dec-March, Mon - Fri, 12pm-2pm and 6pm to 8pm	c/kWh	36.2710
Winter peak - Jun-Aug, Mon - Fri, 4pm to 8pm	c/kWh	32.0610
Off Peak - all other times	c/kWh	4.8314
Off Peak - dedicated Circuit	c/kWh	2.2959

NEE20 *Small Residential two rate*

Franchise Tariffs GH/GL

Peak Times – 7:00AM to 11:00PM Monday – Friday

Off Peak – All other times

Standing Charge	\$/customer pa	\$88.10
Peak Energy	c/kWh	20.2520
Off Peak Energy	c/kWh	4.1649

NEN20 *Small Residential two rate*

Franchise Tariffs GH/GL

Peak Times – 7:00AM to 11:00PM Monday – Friday

Off Peak – All other times

Standing Charge	\$/customer pa	\$88.10
Peak Energy	c/kWh	11.5900
Off Peak Energy	c/kWh	3.4459

NSP20 *Residential interval meter time of use*

Standing Charge	\$/customer pa	\$72.38
Summer Peak - Dec-March, Mon - Fri, 2pm - 6pm	c/kWh	41.0880
Summer Shoulder - Dec-March, Mon - Fri, 12pm-2pm and 6pm to 8pm	c/kWh	36.2710
Winter peak - Jun-Aug, Mon - Fri, 4pm to 8pm	c/kWh	32.0610
Off Peak - all other times	c/kWh	3.4264

NGT23 Small Residential multi-rate interval data & Dedicated Circuit

Standing Charge	\$/customer pa	\$110.92
Summer (2:00AM AEST First Sunday in October to 2:00AM AEST First Sunday in April)		
Peak (3:00pm to 9:00pm ADST Mon – Fri)	c/kWh	15.9540
Shoulder (7:00am to 3:00pm & 9:00pm to 10:00pm ADST Mon – Fri)	c/kWh	11.3420
(7:00am to 10:00pm ADST Weekends)		
Off Peak - all other times	c/kWh	3.4389
Off Peak - dedicated Circuit (12:00midnight to 8:00am A/c/kWh)		2.4898
Winter (2:00AM AEST First Sunday in April to 2:00AM AEST First Sunday in October)		
Peak (3:00pm to 9:00pm AEST Mon – Fri)	c/kWh	15.9540
Shoulder (7:00am to 3:00pm & 9:00pm to 10:00pm AEST Mon – Fri)	c/kWh	11.3420
(7:00am to 10:00pm AEST Weekends)		
Off Peak - all other times	c/kWh	3.4389
Off Peak - dedicated Circuit (11:00pm to 7:00am AEST) c/kWh		2.4898

NGT24 Small Residential multi-rate interval data & Dedicated Circuit - afternoon boost interval meter time of use

Standing Charge	\$/customer pa	\$110.92
Summer (2:00AM AEST First Sunday in October to 2:00AM AEST First Sunday in April)		
Peak (3:00pm to 9:00pm ADST Mon – Fri)	c/kWh	15.9540
Shoulder (7:00am to 3:00pm & 9:00pm to 10:00pm ADST Mon – Fri)	c/kWh	11.3420
(7:00am to 10:00pm ADST Weekends)		
Off Peak - all other times	c/kWh	3.4389
Off Peak - dedicated Circuit (12:00midnight to 8:00am A/c/kWh)		2.4898
Winter (2:00AM AEST First Sunday in April to 2:00AM AEST First Sunday in October)		
Peak (3:00pm to 9:00pm AEST Mon – Fri)	c/kWh	15.9540
Shoulder (7:00am to 3:00pm & 9:00pm to 10:00pm AEST Mon – Fri)	c/kWh	11.3420
(7:00am to 10:00pm AEST Weekends)		
Off Peak - all other times	c/kWh	3.4389
Off Peak - dedicated Circuit (11:00pm to 7:00am AEST) c/kWh		2.4898

NGT25 Small Residential multi-rate interval data & Dedicated circuit 8 to 8 interval meter time of use

Standing Charge	\$/customer pa	\$110.92
Summer (2:00AM AEST First Sunday in October to 2:00AM AEST First Sunday in April)		
Peak (3:00pm to 9:00pm ADST Mon – Fri)	c/kWh	15.9540
Shoulder (7:00am to 3:00pm & 9:00pm to 10:00pm ADST Mon – Fri)	c/kWh	11.3420
(7:00am to 10:00pm ADST Weekends)		
Off Peak - all other times	c/kWh	3.4389
Off Peak - dedicated Circuit (12:00midnight to 8:00am A/c/kWh)		2.2959
Winter (2:00AM AEST First Sunday in April to 2:00AM AEST First Sunday in October)		
Peak (3:00pm to 9:00pm AEST Mon – Fri)	c/kWh	15.9540
Shoulder (7:00am to 3:00pm & 9:00pm to 10:00pm AEST Mon – Fri)	c/kWh	11.3420
(7:00am to 10:00pm AEST Weekends)		
Off Peak - all other times	c/kWh	3.4389
Off Peak - dedicated Circuit (11:00pm to 7:00am AEST) c/kWh		2.2959

NGT26 Small Residential multi-rate interval data

Standing Charge	\$/customer pa	\$88.10
Summer (2:00AM AEST First Sunday in October to 2:00AM AEST First Sunday in April)		
Peak (3:00pm to 9:00pm ADST Mon – Fri)	c/kWh	15.9540
Shoulder (7:00am to 3:00pm & 9:00pm to 10:00pm ADST Mon – Fri)	c/kWh	11.3420
(7:00am to 10:00pm ADST Weekends)		
Off Peak - all other times	c/kWh	3.4389
Winter (2:00AM AEST First Sunday in April to 2:00AM AEST First Sunday in October)		
Peak (3:00pm to 9:00pm AEST Mon – Fri)	c/kWh	15.9540
Shoulder (7:00am to 3:00pm & 9:00pm to 10:00pm AEST Mon – Fri)	c/kWh	11.3420
(7:00am to 10:00pm AEST Weekends)		
Off Peak - all other times	c/kWh	3.4389

NEE21 Small Business two rate

<i>Franchise Tariffs DH/DL</i>		
Peak Times – 7:00AM to 11:00PM Monday – Friday		
Off Peak – All other times		
Standing Charge	\$/customer pa	\$78.02
Peak Energy	c/kWh	18.6562
Off Peak Energy	c/kWh	4.3849

SUN21 *Small Business two rate - Closed to New Customers*

Franchise Tariffs DH/DL
Peak Times – 7:00AM to 11:00PM Monday – Friday
Off Peak – All other times

Standing Charge	\$/customer pa	\$78.02
Peak Energy	c/kWh	18.6562
Off Peak Energy	c/kWh	4.3849
Summer Generation	c/kWh	(4.3824)
Premium feed-in payment all year	c/kWh	(60.0000)

SUN2B *Small Business two rate*

Franchise Tariffs DH/DL
Peak Times – 7:00AM to 11:00PM Monday – Friday
Off Peak – All other times

Standing Charge	\$/customer pa	\$78.02
Peak Energy	c/kWh	18.6562
Off Peak Energy	c/kWh	4.3849
Summer Generation	c/kWh	(4.3824)
Transitional feed-in payment all year	c/kWh	(25.0000)

NEN21 *Small Business two rate*

Franchise Tariffs DH/DL
Peak Times – 7:00AM to 11:00PM Monday – Friday
Off Peak – All other times

Standing Charge	\$/customer pa	\$78.02
Peak Energy	c/kWh	13.6800
Off Peak Energy	c/kWh	6.6919

NSP21 *Business interval meter time of use*

Standing Charge	\$/customer pa	\$78.02
Summer Peak - Dec-March, Mon - Fri, 2pm - 6pm	c/kWh	41.0880
Summer Shoulder - Dec-March, Mon - Fri, 12pm-2pm and 6pm to 8pm	c/kWh	36.2710
Winter peak - Jun-Aug, Mon - Fri, 4pm to 8pm	c/kWh	32.0610
Off Peak - all other times	c/kWh	4.8314

NSP27 *Business - Low peak rate Interval metered Time of Use*

Standing Charge	\$/customer pa	\$78.02
Summer Peak - Dec-March, Mon - Fri, 2pm - 6pm	c/kWh	17.9700
Summer Shoulder - Dec-March, Mon - Fri, 12pm-2pm and 6pm to 8pm	c/kWh	16.0660
Winter peak - Jun-Aug, Mon - Fri, 4pm to 8pm	c/kWh	14.4030
Off Peak - all other times	c/kWh	7.8004

SSP21 Business interval meter time of use - premium feed-in			
Standing Charge	\$/customer pa		\$78.02
Summer Peak - Dec-March, Mon - Fri, 2pm - 6pm	c/kWh		41.0880
Summer Shoulder - Dec-March, Mon - Fri, 12pm-2pm and 6pm to 8pm	c/kWh		36.2710
Winter peak - Jun-Aug, Mon - Fri, 4pm to 8pm	c/kWh		32.0610
Off Peak - all other times	c/kWh		4.8314
Summer Generation	c/kWh		(4.0580)
Premium feed-in payment all year	c/kWh		(60.0000)
SSP2B Business interval meter time of use - transitional feed-in			
Standing Charge	\$/customer pa		\$78.02
Summer Peak - Dec-March, Mon - Fri, 2pm - 6pm	c/kWh		41.0880
Summer Shoulder - Dec-March, Mon - Fri, 12pm-2pm and 6pm to 8pm	c/kWh		36.2710
Winter peak - Jun-Aug, Mon - Fri, 4pm to 8pm	c/kWh		32.0610
Off Peak - all other times	c/kWh		4.8314
Summer Generation	c/kWh		(4.0580)
Transitional feed-in payment all year	c/kWh		(25.0000)
NEE23 Photovoltaic Standard Feed in tariff			
<i>Franchise Tariffs GH/GL</i>			
Peak Times – 7:00AM to 11:00PM Monday – Friday			
Off Peak – All other times			
Summer demand – 1 November to 31 March			
Standing Charge	\$/customer pa		\$99.86
Peak Energy	c/kWh		25.3010
Off Peak Energy	c/kWh		3.7089
Summer Generation	c/kWh		(4.3820)
SUN23 Photovoltaic Premium Feed-in tariff - Closed to New Customers.			
Peak Times – 7:00AM to 11:00PM Monday – Friday			
Off Peak – All other times			
Summer demand – 1 November to 31 March			
Standing Charge	\$/customer pa		\$99.86
Peak Energy	c/kWh		25.3010
Off Peak Energy	c/kWh		3.7089
Summer Generation	c/kWh		(4.3820)
Premium feed-in payment all year	c/kWh		(60.0000)

SUN2T Photovoltaic Transitional Feed-in tariff		
Peak Times – 7:00AM to 11:00PM Monday – Friday	\$/customer pa	
Off Peak – All other times		
Summer demand – 1 November to 31 March		
Standing Charge	\$/customer pa	\$99.86
Peak Energy	c/kWh	25.3010
Off Peak Energy	c/kWh	3.7089
Summer Generation	c/kWh	(4.3820)
Transitional feed-in payment all year	c/kWh	(25.0000)
NSP23 Photovoltaic interval meter time of use		
Standing Charge	\$/customer pa	\$99.86
Summer Peak - Dec-March, Mon - Fri, 2pm - 6pm	c/kWh	46.2200
Summer Shoulder - Dec-March, Mon - Fri, 12pm-2pm and 6pm to 8pm	c/kWh	40.3800
Winter peak - Jun-Aug, Mon - Fri, 4pm to 8pm	c/kWh	35.6510
Off Peak - all other times	c/kWh	4.6819
Summer Generation	c/kWh	(4.3824)
SSP23 Photovoltaic interval meter time of use - premium feed-in		
Standing Charge	\$/customer pa	\$99.86
Summer Peak - Dec-March, Mon - Fri, 2pm - 6pm	c/kWh	46.2200
Summer Shoulder - Dec-March, Mon - Fri, 12pm-2pm and 6pm to 8pm	c/kWh	40.3800
Winter peak - Jun-Aug, Mon - Fri, 4pm to 8pm	c/kWh	35.6510
Off Peak - all other times	c/kWh	4.6819
Summer Generation	c/kWh	(4.3824)
Premium feed-in payment all year	c/kWh	(60.0000)
SSP2T Photovoltaic interval meter time of use - transitional feed-in		
Standing Charge	\$/customer pa	\$99.86
Summer Peak - Dec-March, Mon - Fri, 2pm - 6pm	c/kWh	46.2200
Summer Shoulder - Dec-March, Mon - Fri, 12pm-2pm and 6pm to 8pm	c/kWh	40.3800
Winter peak - Jun-Aug, Mon - Fri, 4pm to 8pm	c/kWh	35.6510
Off Peak - all other times	c/kWh	4.6819
Summer Generation	c/kWh	(4.3824)
Premium feed-in payment all year	c/kWh	(25.0000)
NEE24 NEE24 Small rate 5 day 8 to 8		
Franchise Tariffs GH/GL		
Peak Times – 8:00AM to 8:00PM Monday – Friday		
Off Peak – All other times		
Standing Charge	\$/customer pa	\$82.70
Peak Energy	c/kWh	12.9480
Off Peak Energy	c/kWh	2.3009

NEE25	NEE25 Small business rate 5 day 8 to 8		
	Franchise Tariffs DH/DL		
	Peak Times – 8:00AM to 8:00PM Monday – Friday		
	Off Peak – All other times		
	Standing Charge	\$/customer pa	\$77.30
	Peak Energy	c/kWh	18.0760
	Off Peak Energy	c/kWh	4.2079
NEE26	Photovoltaic Victorian Standard Feed in tariff		
	Franchise Tariffs GH/GL		
	Peak Times – 7:00AM to 11:00PM Monday – Friday		
	Off Peak – All other times		
	Summer demand – 1 November to 31 March		
	Standing Charge	\$/customer pa	\$99.86
	Peak Energy	c/kWh	25.3010
	Off Peak Energy	c/kWh	3.7089
	Summer Generation	c/kWh	(4.3820)
NEE27	Small Business Photovoltaic two rate (closed 31st December 2012)		
	Franchise Tariffs DH/DL		
	Peak Times – 7:00AM to 11:00PM Monday – Friday		
	Off Peak – All other times		
	Standing Charge	\$/customer pa	\$78.02
	Peak Energy	c/kWh	18.6562
	Off Peak Energy	c/kWh	4.3849
	Summer Generation	c/kWh	(4.3824)
NEE28	Small Business Photovoltaic two rate Standard Feed in tariff (from 1st January 2013)		
	Franchise Tariffs DH/DL		
	Peak Times – 7:00AM to 11:00PM Monday – Friday		
	Off Peak – All other times		
	Standing Charge	\$/customer pa	\$78.02
	Peak Energy	c/kWh	18.6562
	Off Peak Energy	c/kWh	4.3849
	Summer Generation	c/kWh	(4.3824)
NEE30	Dedicated circuit (closed to new entrants)		
	Franchise Tariffs Y6, Y7, Y8		
	Off Peak – 11:00PM to 7:00AM each day		
	Standing Charge	\$/customer pa	\$22.82
	Off Peak Energy	c/kWh	2.4898
NSP30	Dedicated circuit interval meter time of use		
	Standing Charge	\$/customer pa	\$22.82
	Off Peak	c/kWh	2.4899

NEE31	Dedicated circuit – afternoon boost (closed to new entrants)		
	<i>Franchise Tariffs J,J6,JT,J8</i>		
	Off Peak – 3 hours per afternoon 11:00PM to 7:00AM each day		
	Standing Charge	\$/customer pa	\$22.82
	Off Peak Energy	c/kWh	2.4898
NSP31	Dedicated circuit – afternoon boost interval meter time of use		
	Standing Charge	\$/customer pa	\$22.82
	Off Peak	c/kWh	2.4899
NEE32	Dedicated circuit 8 to 8 (closed to new entrants)		
	<i>Franchise Tariffs Y6,YT,Y8</i>		
	Off Peak – 6 or 8 hrs 8:00PM to 8:00AM each day		
	Standing Charge	\$/customer pa	\$22.82
	Off Peak Energy	c/kWh	2.2959
NSP32	Dedicated circuit 8 to 8 interval meter time of use		
	Standing Charge	\$/customer pa	\$22.82
	Off Peak	c/kWh	2.2959
NEE40	Medium single rate (closed to new entrants)		
	<i>Franchise Tariffs B,E,G,N</i>		
	Standing Charge	\$/customer pa	\$60.02
	Energy - All Consumption	c/kWh	21.9111
NEE41	Medium single rate & Dedicated Circuit (closed to new entrants)		
	<i>Franchise Tariffs B,E,G,N & Y6,YT,Y8</i>		
	Off Peak – 11:00PM to 7:00AM each day		
	Standing Charge	\$/customer pa	\$82.84
	Peak Energy	c/kWh	21.9111
	Off Peak Energy	c/kWh	2.4898
NEE42	Medium single rate & Dedicated Circuit – afternoon boost (closed to new entrants)		
	<i>Franchise Tariffs B,E,G,N & J,J6,JT,J8</i>		
	Off Peak – 11:00PM to 7:00AM each day		
	Standing Charge	\$/customer pa	\$82.84
	Peak Energy	c/kWh	21.9111
	Off Peak Energy	c/kWh	2.4898
NEE43	Medium single rate & Dedicated circuit 8 to 8 (closed to new entrants)		
	<i>Franchise Tariffs B,E,G,N & J,J6,JT,J8</i>		
	Off Peak – 11:00PM to 7:00AM each day		
	Standing Charge	\$/customer pa	\$82.84
	Peak Energy	c/kWh	21.9111
	Off Peak Energy	c/kWh	2.2959

Medium Customer Tariffs

Applies to > 50kVA & > 160 MWh/pa and < 400 MWh/pa

NEE51	Medium two rate 5 Day (closed to new entrants)		
	Peak Times – 7:00AM to 11:00PM Monday – Friday		
	Off Peak – All other times		
	Standing Charge	\$/customer pa	\$75.62
	Peak Energy	c/kWh	15.4542
	Off Peak Energy	c/kWh	8.8972
NEE52	Unmetered supplies		
	Peak Times – 7:00AM to 11:00PM Monday – Friday		
	Off Peak – All other times		
	Peak Energy	c/kWh	23.7062
	Off Peak Energy	c/kWh	10.0945
NEE55	Snowfields		
	Peak Times – 1 May to 30 September		
	Off Peak – All other times		
	Standing Charge	\$/customer pa	\$56.54
	Peak Energy	c/kWh	15.9413
	Off Peak Energy	c/kWh	5.5350
NSP55	Snowfields seasonal interval meter time of use		
	Standing Charge	\$/customer pa	\$62.66
	Summer Peak - Dec-March, Mon - Fri, 2pm - 6pm	c/kWh	34.4208
	Summer Shoulder - Dec-March, Mon - Fri, 12pm-2pm and 6pm to 8pm	c/kWh	9.0632
	Winter peak - Jun-Aug, Mon - Fri, 4pm to 8pm	c/kWh	24.6651
	Off Peak - all other times	c/kWh	4.0099
NSP56	Critical Peak Demand multirate > 50 kVA & < 400 MWh		
	Peak Times – 7:00AM to 10:00AM and 4:00PM to 11:00PM Monday – Friday		
	Shoulder Times – 10:00AM to 4:00PM Monday – Friday		
	Off Peak – All other times		
	Standing Charge	\$/customer pa	\$2,468.58
	Peak Energy	c/kWh	12.8580
	Shoulder Energy	c/kWh	9.1777
	Off Peak Energy	c/kWh	4.3239
	Demand Critical Peak	\$/kVA pa	32.7600
	Demand Capacity	\$/kVA pa	19.6800

NEN56 Medium demand multi-rate

Peak Times – 7:00AM to 10:00AM and 4:00PM to 11:00PM Monday – Friday

Shoulder Times – 10:00AM to 4:00PM Monday – Friday

Off Peak – All other times

Standing Charge	\$/customer pa	\$2,468.58
Peak Energy	c/kWh	6.7870
Shoulder Energy	c/kWh	6.8743
Off Peak Energy	c/kWh	2.5967
Demand Critical Peak	\$/kVA pa	32.7600
Demand Capacity	\$/kVA pa	19.6800
Minimum Demand 50 kVA		

NEE60 Medium two rate 7 Day (closed to new entrants)

Peak Times – 7:00AM to 11:00PM Monday – Sunday

Off Peak – All other times

Standing Charge	\$/customer pa	\$298.20
Peak Energy	c/kWh	9.0686
Off Peak Energy	c/kWh	3.4549

Large Customer Tariffs

Applies to > 150kVA & > 400 MWh/pa

NEE74	Large two rate 5 Day (closed to new entrants)		
	Peak Times – 7:00AM to 11:00PM Monday – Friday		
	Off Peak – All other times		
	Standing Charge	\$/customer pa	\$349.20
	Peak Energy	c/kWh	27.4070
	Off Peak Energy	c/kWh	8.0546
NSP75	Critical Peak Demand multirate > 150kVA & < 750 MWh		
	Peak Times – 7:00AM to 10:00AM and 4:00PM to 11:00PM Monday – Friday		
	Shoulder Times – 10:00AM to 4:00PM Monday – Friday		
	Off Peak – All other times		
	Standing Charge	\$/customer pa	\$5,184.42
	Peak Energy	c/kWh	5.7125
	Shoulder Energy	c/kWh	2.8382
	Off Peak Energy	c/kWh	1.7179
	Demand Critical Peak	\$/kVA pa	81.6000
	Demand Capacity	\$/kVA pa	48.9840
NSP76	Critical Peak Demand multirate > 280kVA & > 750 MWh		
	Peak Times – 7:00AM to 10:00AM and 4:00PM to 11:00PM Monday – Friday		
	Shoulder Times – 10:00AM to 4:00PM Monday – Friday		
	Off Peak – All other times		
	Standing Charge	\$/customer pa	\$5,184.42
	Peak Energy	c/kWh	6.5415
	Shoulder Energy	c/kWh	3.8942
	Off Peak Energy	c/kWh	2.9089
	Demand Critical Peak	\$/kVA pa	86.7600
	Demand Capacity	\$/kVA pa	52.0800
NSP77	Critical Peak Demand multirate > 550kVA & > 2 GWh		
	Peak Times – 7:00AM to 10:00AM and 4:00PM to 11:00PM Monday – Friday		
	Shoulder Times – 10:00AM to 4:00PM Monday – Friday		
	Off Peak – All other times		
	Standing Charge	\$/customer pa	\$5,184.42
	Peak Energy	c/kWh	7.7525
	Shoulder Energy	c/kWh	2.1082
	Off Peak Energy	c/kWh	1.0609
	Demand Critical Peak	\$/kVA pa	91.5600
	Demand Capacity	\$/kVA pa	54.9600

NSP78 Critical Peak Demand multirate > 850kVA & > 4 GWh		
Peak Times – 7:00AM to 10:00AM and 4:00PM to 11:00PM Monday – Friday		
Shoulder Times – 10:00AM to 4:00PM Monday – Friday		
Off Peak – All other times		
Standing Charge	\$/customer pa	\$5,184.42
Peak Energy	c/kWh	3.8315
Shoulder Energy	c/kWh	2.3992
Off Peak Energy	c/kWh	0.8989
Demand Critical Peak	\$/kVA pa	106.5600
Demand Capacity	\$/kVA pa	63.9600

High Voltage Tariffs

Applies to 22,000 Volt supplies

NSP81 Critical Peak Two rate 5 Day demand supplied at > 1kV		
Peak Times – 7:00AM to 11:00PM Monday – Friday		
Off Peak – All other times		
Standing Charge	\$/customer pa	\$5,184.42
Peak Energy	c/kWh	2.8069
Off Peak Energy	c/kWh	0.7789
Demand Critical Peak	\$/kVA pa	66.6000
Demand Capacity	\$/kVA pa	39.9840

NSP82 Critical Peak Traction Two rate 5 Day demand supplied at > 1kV		
Peak Times – 7:00AM to 10:00AM and 4:00PM to 11:00PM Monday – Friday		
Shoulder Times – 10:00AM to 4:00PM Monday – Friday		
Off Peak – All other times		
Standing Charge	\$/customer pa	\$5,184.42
Peak Energy	c/kWh	2.7459
Shoulder Energy	c/kWh	1.8993
Off Peak Energy	c/kWh	0.9834
Demand Critical Peak	\$/kVA pa	61.5600
Demand Capacity	\$/kVA pa	36.9600

NSP83 Critical Peak Multi rate 5 Day demand supplied at > 1kV		
Peak Times – 7:00AM to 10:00AM and 4:00PM to 11:00PM Monday – Friday		
Shoulder Times – 10:00AM to 4:00PM Monday – Friday		
Off Peak – All other times		
Standing Charge	\$/customer pa	\$5,184.42
Peak Energy	c/kWh	11.7844
Shoulder Energy	c/kWh	4.7201
Off Peak Energy	c/kWh	1.6114
Demand Critical Peak	\$/kVA pa	6.9600
Demand Capacity	\$/kVA pa	4.2000

Subtransmission Tariffs

Applies to 66,000 Volt supplies

NSP91 Critical Peak Two rate 5 Day demand supplied at 66kV

Peak Times – 7:00AM to 11:00PM Monday – Friday

Off Peak – All other times

Standing Charge	\$/customer pa	\$18,102.78
Peak Energy	c/kWh	1.9091
Off Peak Energy	c/kWh	0.6139
Demand Critical Peak	\$/kVA pa	4.3200
Demand Capacity	\$/kVA pa	2.6400

NSP94 Critical Peak Two rate 5 Day demand supplied at 66kV

Peak Times – 7:00AM to 11:00PM Monday – Friday

Off Peak – All other times

Standing Charge	\$/customer pa	\$18,102.78
Peak Energy	c/kWh	1.9376
Off Peak Energy	c/kWh	1.5046
Demand Critical Peak	\$/kVA pa	3.1200
Demand Capacity	\$/kVA pa	1.9200

NSP95 Critical Peak Two rate 5 Day demand supplied at 66kV

Peak Times – 7:00AM to 11:00PM Monday – Friday

Off Peak – All other times

Standing Charge	\$/customer pa	\$18,102.78
Peak Energy	c/kWh	1.9994
Off Peak Energy	c/kWh	1.4743
Demand Critical Peak	\$/kVA pa	6.7200
Demand Capacity	\$/kVA pa	4.0800

6.6 Rules Applying to the Assignment and Reassignment of Network Tariffs

Provisions relating to the assignment and reassignment of distribution customers to distribution tariffs classes can be found in Appendix G of the Australian Energy Regulator's Victorian electricity distribution network service providers Distribution determination 2011 – 2015.

6.6.1 Initial Tariff Assignment

AusNet Services establishes metering and connection assets for customer connections to the network. Tariff assignment for new customer connection is made on the basis of the Average Daily Load (ADL) that is provided by the customers through their retailer at the time the connection is requested. An incorrect ADL advice may result in inappropriate metering installation and network tariff assignment.

6.6.2 Residential Customers

Customers requiring an assignment to network tariffs NGT11 or NGT26 must make an explicit request for these tariff assignments. Therefore the default and alternative assignment to network tariffs will be as set out in the table below.

Connection Characteristics	Default Assignment	Alternative Assignment
Single or Multi Phase no controlled load	NEE11	NGT11, NGT26, NSP11, NSP20
Single or Multi Phase with controlled load	NEE20	NGT11, NGT26, NSP20

Where a customer makes an election with their retailer to be assigned to either Network Tariff NGT11 or NGT26 AusNet Services will make that assignment effective from the date the request is made by the customer's retailer. Customers that elect to revert to their legacy tariff, that is the tariff they were previously assigned to, will have that reassignment made effective from the date of the retailer's notification of the reversion request. The standard form of retailer notice will be the electronic b2b notification.

Subject to the above, customers electing to be assigned to tariffs NGT11 or NGT26 may elect to revert to their legacy tariff at any time. If a customer chooses to be assigned to any other tariff there will be a minimum period of 12 months that they must remain on that tariff after which time they can elect to be reassigned to any other open residential tariff.

Customers with solar panels installed must have a bi-directional meter and will be assigned to tariffs that AusNet Services has specifically for these installations. For residential customers the base tariff is NEE23, variations of this tariff apply to customers with Premium Feed in agreements, SUN23, transitional Feed in Agreements SUN2T. These customers may choose to be assigned to NSP23 where they have a Standard Feed in agreement, SSP23 if they have Premium Feed in agreement or SSP2T if they have a Transitional Feed in agreement. For small

business customers the base tariff is NEE21. To enable retail differentiation between standard feed in agreements prior to 1 January 2013 and after 1 January 2013 AusNet Services has established tariff codes NEE27 to apply to pre January 2013 sites and NEE28 to apply after 1 January 2013. Small business customers with solar installations assigned to NEE21 in 2012 will be assigned to NEE27 from 1 January 2013, the network rates for all these tariffs are identical.

6.6.3 Industrial & Commercial Customers – Small (up to 160MWh/year)

The Victorian Government flexible pricing arrangements do not apply to Industrial and Commercial customers. Therefore the default and alternative assignment to network tariffs will be as set out in the following table.

Connection Characteristics	Default Assignment	Alternative Assignment
Single or Multi Phase no controlled load	NEE12	NSP12, NSP21
Single or Multi Phase with controlled load	NEE21	NSP21

Assignment to a network tariff will be made on the basis of a customer’s load and connection characteristics. Where there are more than one network tariff available for a customer’s load and connection characteristics the customer may choose to be assigned to any open tariff that is consistent with their annual load and connection characteristics.

Customers with solar panels installed must have a bi-directional meter and will be assigned to tariffs that AusNet Services has specifically for these installations. For Industrial and Commercial customers the base tariff is NEE21, variations of this tariff apply to customers with Premium Feed in agreements, SUN21, transitional Feed in Agreements SUN2B. After 1 July 2013 these customers may choose to be assigned to NEE21 where they have a Standard Feed in agreement, SSP21 if they have Premium Feed in agreement or SSP2B if they have a Transitional Feed in agreement.

AusNet Services requires customers to remain on the initial tariff assignment for a minimum of twelve months.

6.6.4 Tariff Re-assignment

Except as noted in 6.6.2 above, AusNet Services requires customers seeking tariff reassignment to remain on the reassigned tariff for a minimum 12-month period. AusNet Services may make exceptions to this requirement at its discretion, where for example, it can be demonstrated that to not do so would result in unreasonable penalties or impose hardship on a customer.

This condition prevents customers changing tariffs to take advantage of seasonal variations in prices according to their individual load, thereby bypassing payment that reflects use of the distribution network over a full 12-month cycle.

6.7 Rules for Determining a Customers Maximum Demand

For the purposes of determining a customer's Maximum Demand for Network Tariffs the following rules apply:

6.7.1 Definitions:

“Capacity” means:

- for low voltage customers the name plate rating of the transformer or prorata portion thereof dedicated to making and maintaining electricity supply to a customers premise.
- for customers supplied at voltage levels greater than 1000 volts, the rating of the dedicated assets, cable and/or switchgear, at or immediately prior to the connection point.

“Critical Peak Demand” means the average of a customer's Maximum Demand recorded between 2:00pm AEST and 6:00PM AEST on the business days nominated by AusNet Services at least one business day ahead. Critical Peak Demand days will be limited to 5 days in the Summer Period.

“Summer Period” means 1 December to 31 March in any given year.

“Maximum Demand” means the demand determined in accordance with paragraphs (1) and (2) of sections 6.6.2 or 6.6.3 (as applicable) below which is made available by a Distributor for use by a customer at the Supply Point and is the basis for setting maximum demand charges to be paid by the customer to the Distributor each billing period. The Maximum demand is measured in kilo volt amps (kVA) and is calculated as the energy consumption recorded over the demand integration period divided by the demand integration period in hours. The demand integration period is 30 minutes. The Maximum Demand for a Supply Point is always more than or equal to the minimum chargeable demand applicable to the tariff, as specified in the Distribution Tariff Schedule (Attachment 6.2).

The formula for determining kVA is:

$$kVA = \sqrt{(KW^2 + kVAR^2)}$$

Where:

kW = kilo watts recorded over a 30 minute period

KVAR = kilo volt amp reactive recorded over a 30 minute period.

6.7.1 Customers Supplied on a Critical Peak Demand Tariff

1. Selection of Capacity
 - (a) Supply Points previously supplied under a contract demand tariff:

The capacity will be established with reference to the customers existing Maximum Demand.
 - (b) Supply Points not previously supplied under a contract demand tariff the Capacity as defined above.
2. Selection of Critical Peak Demand
 - (a) Supply Points previously supplied under a contract demand tariff:

The Critical Peak Demand for the transitional period 1 January 2011 to 31 March 2011 was set with reference to December 2010 so that the charge to the customer for the sum of the Capacity charge and the Critical Peak Demand charge will equal the December 2010 Maximum Demand charge. From 1 April 2011 the Critical Peak Demand applied and this was updated with 2012 values from 1 April 2012. Each year a Critical Peak Demand will be established over the summer period from 1 December to 31 March and then applied from 1 April to 31 March the following year.
 - (b) Supply Points not previously supplied under a contract demand tariff:

For the initial period from connection until a Critical Peak demand is able to be established for that customer the critical peak demand shall be 60% of the Capacity.
3. Conditions for the review of the Capacity Value
 - (a) Increase to Capacity. Where a customer requires increased capacity application may be made to AusNet Services for the network to be augmented to cater for the new requirements. Any variation will be made in accordance with AusNet Services' supply extension policy.
 - (b) Reduction to capacity. Capacity values are not reviewable except in circumstances where a customer's requirement has changed significantly and the current level of capacity will no longer be required. In these circumstances the following Conditions for a review will apply.

Low Voltage

1. All obligations under any previous supply extension contract have been met;
2. Agree to install load limiting devices on the customers main switch board in accordance with **Victorian Service & Installation Rules** to limit the load on the substation;
3. Allow AusNet Services to exchange the transformer with a smaller unit;
4. Allow AusNet Services to replace the transformer with a smaller unit if the existing unit is still in place at the end of its physical life;
5. If the transformer is on the customer's premise, allow AusNet Services to take "street" circuits from the substation to supply other customers;

6. Acknowledge that if they ever require a supply upgrade to the site a customer contribution may be required (even if the transformer has not been changed).

High Voltage

1. All obligations under previous supply extension contract have been met;
2. The customer installs a Capacity control device in accordance with **Victorian Service & Installation Rules** Supply Protection & Supply Capacity Limitation – Guidelines Section 1.1 as follows;
 - a. The customers 22 kV main switch protection relay providing the following settings to trip the main switch circuit breaker;
 - i. MVA setting 102% of the Demand Capacity (if amps are used for the setting then the max setting in amps needs to accommodate the voltage conditions at the connection point);
 - ii. Time delay 10 seconds;
 - b. The relay settings are to be locked by the provision of a sealing facility to secure the adjustable settings by the use of distributor seals or equivalent means;
3. If the Demand Capacity is exceeded and the relay setting results in any loss of supply to the installation AusNet Services accepts no liability;
4. Any site attendance by AusNet Services will incur an appropriate approved charge;
5. Restoration to the site following an operation will depend upon the security provided at 2b above and can be undertaken by the customer or by the attendance of AusNet Services personnel.

A copy of the Victorian Service & Installation Rules can be downloaded from the following site:
<http://www.victoriansir.org.au/>

6.8 Qualifying Loads for Off Peak Dedicated Circuit and Controlled loads

AusNet Services provides switching for off peak loads under the following residential and small Industrial & Commercial tariffs.

NEE13, NEN13, NSP13, NGT13, NEE14, NEN14, NSP14, NGT14, NEE15, NEN15, NSP15, NGT15, NEE16, NSP16, NEE17, NSP17, NEE18, NSP18, NGT23, NGT24, NGT25, NEE30, NEE31, NEE32, NEE20, NSP20, NEN20, NEE23, NSP23, NEE24, NGT26, NGT23, NGT24, NGT25

Where customers on these tariffs have a qualifying off peak load AusNet Services will provide a switching service to operate the appliance for either an 8 hour period or 6 hour period within the nominated off peak time period.

The following table sets out the conditions for a qualifying load.

Size Of Heater (Litres – Delivery)	Rating of Element (kW)		
	6 – Hour Heating		8 – Hour Heating (Sunset)
	Main	Booster (if fitted)	
31.5,40, 50, 63	1.8	N/A	1.2
80, 100, 125	2.0	N/A	1.8
160	3.0	N/A	2.4
200	3.0	N/A	2.4
250	3.6	3.6	3.0
315	4.8	4.8	3.6
400 Single Element	6.0	-	4.8
400 Twin Element	4.8	4.8	-
	2 x 3.6	N/A	2 x 3.0
500	2 x 4.8	N/A	2 X 3.6
630			

6.9 Schedule of Prescribed Metering Services

Date of application 1 January 2015

GST not included

Metering Data Services

Un Metered Supplies

Fixed Charge	\$/NMI/pa	\$300.39
Fixed Charge	\$/Light/pa	\$1.5677

Meter Provision

>160 MWh a year

Multi Phase Direct Connected Meter

Fixed Charge	\$/meter/pa	\$182.82
--------------	-------------	----------

Multi Phase Current Transformer Connected Meter

Fixed Charge	\$/meter/pa	\$315.73
--------------	-------------	----------

<160 MWh a year

Single Phase Single Element Meter

Fixed Charge	\$/meter/pa	\$205.54
--------------	-------------	----------

Single Phase Two Element Meter With Contactor

Fixed Charge	\$/meter/pa	\$236.19
--------------	-------------	----------

Multi Phase Meter

Fixed Charge	\$/meter/pa	\$285.36
--------------	-------------	----------

Multi Phase Direct Connected Meter With Contactor

Fixed Charge	\$/meter/pa	\$316.54
--------------	-------------	----------

Multi Phase Current Transformer Connected Meter

Fixed Charge	\$/meter/pa	\$407.45
--------------	-------------	----------

NOTE: The above charges apply to all customers using less than 160,000 kWh a year and first tier customers with annual usage greater than 160,000 kWh that elect not to take a contestable meter option offered by their Retailer.

The charges will be applied on a per meter basis in the following manner:

1. Where a site is > 160 MW, a > 160 MWh Multi Phase CT Connected Meter Provisioning tariff will be applied on a per meter basis.
2. For < 160 MWh sites:
 - a. Which have Multi-phase connections with CT equipment, a Multi Phase CT Connected Meter Provisioning tariff will be applied on a per meter basis.
 - b. Which have Multi-phase connections with a Direct Connection, a Multi Phase, Direct Connected tariff will be applied on a per meter basis.
 - c. With only one meter, which is a Single-phase, single register connection a Single Phase Non Off Peak Meter Provisioning tariff will be applied.
 - d. With Single-phase connections that do not receive a Single Phase Non Off Peak Meter tariff, a Single Phase Off Peak Meter tariff will be applied.

Note that if a site fits the criteria for more than one of the < 160 MW tariffs, all applicable tariffs may be applied.

The Meter Provisioning charges will be calculated by applying a daily rate to the time period covered in the related NUoS bill.

These charges will be visible in the detailed Billing file, provided on a monthly basis. The charges will be presented in the “600” line structure.

The “Quantity” field in this structure will reflect the number of days being charged for. In a situation where there are multiple Multi-Phase meters being charged under the same tariff, the “quantity” will be the number of days multiplied by the number of meters.

The “EventDate” field will reflect the “EndDate” presented in the NUoS record.

6.10 Alternative Control & Quoted Services



FEE BASED ALTERNATIVE CONTROL SERVICES

Date of Application - 1 January 2015

Code	Code	AH/NH	Field officer visits	\$ GST Excl
020600	020600	0	Field officer visits—BH	16.51
020600AH	020600	1	Field officer visits—AH	115.83
020710	020710	0	Remote Re-energisation	2.45
020720	020720	0	Remote De-energization	3.35
020800	020800	0	Remote Meter Re-configuration	20.15
020900	020900	0	Remote Special Read	0.55
			<i>Routine new connections—SP AusNet responsible for metering, customers<100amps</i>	
010107	010107	0	Single Ø Overhead—BH	208.37
010107AH	010107	1	Single Ø Overhead—AH	286.97
010103	010103	0	Single Ø Underground—BH	168.28
010103AH	010103	1	Single Ø Underground—AH	230.91
010111	010111	0	Multi Ø Overhead—Direct Connected Meter—BH	291.43
010111AH	010111	1	Multi Ø Overhead—Direct Connected Meter—AH	389.70
010112	010112	0	Multi Ø Overhead—CT Connected Meter—BH	355.29
010112AH	010112	1	Multi Ø Overhead—CT ConnectedMeter—AH	521.14
010113	010113	0	Multi Ø Underground—Direct Connected Meter—BH	216.19
010113AH	010113	1	Multi Ø Underground—Direct Connected Meter—AH	292.35
010114	010114	0	Multi Ø Underground—CT Connected Meter—BH	300.94
010114AH	010114	1	Multi Ø Underground—CT ConnectedMeter—AH	466.81
010115	010115	0	Temporary Overhead Supply—Coincident Disconnection (Truck visit)—BH	387.70
010115AH	010115	1	Temporary Overhead Supply—Coincident Disconnection (Truck visit)—AH	508.30
			<i>Routine new connections—SP AusNet not responsible for metering, customers<100amps</i>	
010116	010116	0	Single Ø Overhead—BH	208.37
010116AH	010116	1	Single Ø Overhead—AH	286.97
010118	010118	0	Single Ø Underground—BH	168.28
010118AH	010118	1	Single Ø Underground—AH	230.91
010120	010120	0	Multi Ø Overhead—Direct Connected Meter—BH	291.43
010120AH	010120	1	Multi Ø Overhead—Direct Connected Meter—AH	389.70
010121	010121	0	Multi Ø Overhead—CT Connected Meter—BH	355.29
010121AH	010121	1	Multi Ø Overhead—CT ConnectedMeter—AH	521.14
010122	010122	0	Multi Ø Underground—Direct Connected Meter—BH	216.19
010122AH	010122	1	Multi Ø Underground—Direct Connected Meter—AH	292.35
010123	010123	0	Multi Ø Underground—CT Connected Meter—BH	300.94
010123AH	010123	1	Multi Ø Underground—CT ConnectedMeter—AH	466.81
010124	010124	0	Temporary Overhead Supply—Coincident Disconnection (Truck visit)—BH	387.70
010124AH	010124	1	Temporary Overhead Supply—Coincident Disconnection (Truck visit)—AH	508.30
			<i>Service truck visits</i>	
030000	030000	0	Service Truck Visit—BH	253.74
030001	030001	0	Wasted Truck Visit—BH	128.58
030000AH	030000	1	Service Truck Visit—AH	334.15
030100AH	030100	1	Truck Appointment—AH	Quoted service
			<i>Meter equipment tests</i>	
060100	060100	0	Single phase	157.54
060200	060200	0	Single phase (each additional meter)	54.30
060300	060300	0	Multi Phase	211.87
060400	060400	0	Multi Phase (each additional meter)	70.61



QUOTED ALTERNATIVE CONTROL SERVICES

Date of Application - 1 January 2015

Labour category	Service description	2015	2015
		\$/hour rate - BH	\$/hour rate - AH
Labour—wages	Construction Overhead Install	95.02	118.78
Labour—wages	Construction Underground Install	96.04	120.06
Labour—wages	Construction Substation Install	96.04	120.06
Labour—wages	Electrical Tester Including Vehicle & Equipment	140.75	175.92
Labour—wages	Construction	95.02	118.78
Labour—wages	Planner Including Vehicle	129.85	162.34
Labour—wages	Supervisor Including Vehicle	129.85	162.34
Labour—design	Design	100.85	126.08
Labour—design	Drafting	79.41	99.27
Labour—design	Survey	113.25	118.20
Labour—design	Tech Officer	94.55	118.20
Labour—design	Line Inspector	95.11	99.27
Labour—design	Contract Supervision	94.55	118.20
Labour—design	Protection Engineer	100.85	126.08
Labour—design	Maintenance Planner	94.55	118.20

6.11 Public Lighting Services



PUBLIC LIGHTING PRICES

Effective 1 January 2015

NOTE: ALL PRICES EXCLUSIVE OF GST

PUBLIC LIGHTING OPERATION, REPAIR, REPLACEMENT AND MAINTENANCE CHARGES

The following prices apply to Standard and Non Standard public lights that are maintained by AusNet Services Electricity under the Public Lighting Code throughout its distribution area unless an alternative charge has been negotiated and agreed in writing with the public lighting customer.

Central is Local Government areas of:

• Banyule, Cardinia, Casey, Darebin, Frankston, Greater Dandenong, Hume, Knox, Manningham, Maroondah, Nillumbik, Whittlesea, Yarra Ranges.

North and East are Local Government areas of:

• Alpine, Bass Coast, Baw Baw, Benalla, Bogong Trading Company, East Gippsland, Falls Creek Resort, Indigo, La Trobe, Mansfield, Mitchell, Moira, Mount Buller Resort, Murrindindi, South Gippsland, Strathbogrie, Towong, Wangaratta, Wellington, Wodonga.

Annual Charge

Charge Code	Service Description (LIGHT TYPE AND RATING)	Central \$	North & East \$
17*001	50W Colour Corrected Mercury Vapour	73.85	81.97
17*002	80W Colour Corrected Mercury Vapour	48.26	55.38
17*003	125W Colour Corrected Mercury Vapour	70.95	81.97
17*004	250W Colour Corrected Mercury Vapour	111.72	122.28
17*005	400W Colour Corrected Mercury Vapour	115.97	125.80
17*009	100W High Pressure Sodium	112.46	126.80
17*100	150W High Pressure Sodium	105.11	118.51
17*101	250W High Pressure Sodium	106.40	117.57
17*102	400W High Pressure Sodium	151.08	166.96
17*108	2 x 14W T5 Fluorescent	39.13	45.39
17*112	2 x 24W T5 Fluorescent	44.31	50.68
17*113	32W Compact Fluorescent ¹	34.73	40.39
17*107	42W Compact Fluorescent ¹	34.73	40.39
17*109	70W Metal Halide ¹	210.66	210.69
17*110	100W Metal Halide ¹	250.97	251.01
17*111	150W Metal Halide ¹	285.12	285.17
17*114	18W LED ¹	21.29	22.92

The following obsolete light types have been deleted from AusNet Services' Standard and Non Standard Light offering.

17*006	700W Colour Corrected Mercury Vapour
17*007	90W Low Pressure Sodium
17*008	180W Low Pressure Sodium
17*103	2x20W Fluorescent
17*104	4x40W Fluorescent

Note 1 Prices for Compact Fluorescent, Metal Halide and LED lights are **not** approved by the Australian Energy Regulator. These prices are published on the understanding that customers may accept these prices as "fair and reasonable" without reference to the Australian Energy Regulator in accordance with clause 1.4 of the Public Lighting Code.

The third character (*) in the above charge Codes is variable dependent upon location and shared or full cost allocation.



PUBLIC LIGHTING PRICES
Effective 1 January 2015
 NOTE: ALL PRICES EXCLUSIVE OF GST

PUBLIC LIGHTING MV80 WRITTEN DOWN VALUE AND AVOIDED COSTS

	Central \$	North & East \$
WDV RAB - MV 80 Luminair		
RAB 2001-04	\$16.03	\$17.61
RAB Post 2004	\$48.15	\$52.92
	\$64.18	\$70.53
Avoided Costs - MV 80 O & M		
Materials & labour - bulk lamp change	-\$21.95	-\$26.39
Materials & Labour - repair of faults	-\$2.01	-\$2.56
	-\$23.97	-\$28.95