



Attachment 18 - Tariff Structure Statement Part A

2025-30 Revised Regulatory Proposal

April 2025

Company information

SA Power Networks is the registered Distribution Network Service Provider for South Australia. For information about SA Power Networks visit sapowernetworks.com.au

Contact

For enquiries about this Revised Regulatory Proposal please contact:

Richard Sibly

Head of Regulation

SA Power Networks

GPO Box 77 Adelaide SA 5001 sapn2025proposal@sapowernetworks.com.au

Disclaimer

This document forms part of SA Power Networks' Revised Regulatory Proposal to the Australian Energy Regulator for the 1 July 2025 to 30 June 2030 regulatory control period (**Revised Proposal**). The Revised Proposal and its attachments were prepared solely for the current regulatory process and are current as at the time of lodgment.

This document contains certain predictions, estimates and statements that reflect various assumptions concerning, amongst other things, economic growth and load growth forecasts. The Revised Proposal includes documents and data that are part of SA Power Networks' normal business processes and are therefore subject to ongoing change and development.

Whilst care was taken in the preparation of the information in this Revised Proposal, and it is provided in good faith, SA Power Networks, its officers and shareholders accept no responsibility or liability for any loss or damage that may be incurred by any person acting in reliance on this information or assumptions drawn from it for a different purpose or in a different context.

Copyright

This publication is copyright. SA Power Networks reserves to itself all rights in relation to the material contained within this publication. You must not reproduce any content of this publication by any process without first obtaining SA Power Networks' permission, except as permitted under the Copyright Act 1968 (Cth).

© All rights reserved.

Note

This attachment forms part of our Revised Proposal for the 2025-30 Regulatory Control Period. It should be read in conjunction with the other parts of the Revised Proposal.

Our Revised Proposal comprises the overview and attachments listed below, and the supporting documents that are listed in Attachment 20. The light grey listed attachments below were submitted in our January 2024 Proposal and are not being resubmitted with our Revised Proposal.

Document	Description
	Regulatory Proposal overview
Attachment 0	Customer and stakeholder engagement program
Attachment 1	Annual revenue requirement and control mechanism
Attachment 2	Regulatory Asset Base
Attachment 3	Rate of Return
Attachment 4	Regulatory Depreciation
Attachment 5	Capital expenditure
Attachment 6	Operating expenditure
Attachment 7	Corporate income tax
Attachment 8	Efficiency Benefit Sharing Scheme
Attachment 9	Capital Expenditure Sharing Scheme
Attachment 10	Service Target Performance Incentive Scheme
Attachment 11	Customer Service Incentive Scheme
Attachment 12	Demand management incentives and allowance
Attachment 13	Classification of services
Attachment 14	Pass through events
Attachment 15	Alternative Control Services
Attachment 16	Negotiated services framework and criteria
Attachment 17	Connection Policy
Attachment 18	Tariff Structure Statement Part A
Attachment 18	Tariff Structure Statement Part B - Explanatory Statement
Attachment 19	Legacy Metering
Attachment 20	List of Proposal documentation

Contents

Executive Summary	7
1 Overview	8
2 Tariff classes and assignment policies	8
2.1 Tariff classes	8
2.2 Tariff assignment process	9
2.3 Tariff assignment policies.....	11
3 Export tariff transition strategy	16
3.1 Overview	16
3.2 Stakeholder engagement	16
3.3 Trial tariffs	17
3.4 Customer bill impact modelling	17
3.5 Long term transition strategy	18
4 Tariff structures and charging parameters	18
4.1 Residential.....	19
4.2 Small Business	24
4.3 Large Low Voltage Business	33
4.4 High Voltage Business	35
4.5 Major Business	37
4.6 Large Business Generation.....	39
4.7 Trial tariffs	42
5 Approach to setting tariffs	42
5.1 Pricing relativities in 2025-30 RCP	43
5.1.1 Residential.....	43
5.1.2 Small Business	43
5.1.3 Large Low Voltage Business	44
5.1.4 High Voltage Business	44
5.1.5 Major Business	44
5.1.6 Large Business Generation.....	44
5.2 Side constraints.....	45
5.3 Standalone and avoidable costs.....	45
5.4 Long run marginal costs (LRMC)	45
5.4.1 Consumption LRMC.....	45
5.4.2 Export LRMC.....	47
5.5 Revenue cost allocation across tariff classes	47
5.6 Supply charges for individually calculated tariffs.....	49
5.7 Transmission system strength cost recovery.....	50
5.8 Approach applied to unforeseen changes when preparing the APP	50
Glossary	51

Appendix A – Indicative Pricing Schedules – Standard Control Services.....	54
Appendix B – Indicative Pricing Schedules – Alternative Control Services.....	59
Ancillary Network Services.....	59
Public lighting.....	60
B.1 Ancillary Network Services price schedule.....	61
B.2 Quoted services.....	74
B.2.1 Quoted service labour rates.....	74
B.3 Public Lighting price schedule.....	75
Appendix C – Compliance Checklist.....	87

List of figures

Figure 1: Residential tariffs and assignment criteria	13
Figure 2: Small Business tariffs and assignment criteria	13
Figure 3: Medium Business tariffs and assignment criteria	14
Figure 4: Large Low Voltage Business tariffs and assignment criteria	14
Figure 5: High Voltage Business tariffs and assignment criteria	15
Figure 6: Major Business tariffs and assignment criteria	15
Figure 7: Large Business Generation tariffs and assignment criteria	15
Figure 8: Residential tariff charging windows	20
Figure 9: Controlled Load partner tariff charging windows	21
Figure 10: Small Business tariff charging windows	25
Figure 11: Controlled Load partner tariff charging window	28
Figure 12: Large Low Voltage Business tariff charging windows	33
Figure 13: High Voltage Business tariff charging windows	35
Figure 14: Major Business tariff charging windows	37
Figure 15: Large Business Generation tariff charging windows	39
Figure 16: Cost allocation across network elements and tariff classes	48

List of tables

Table 1: TSS Part A changes from Proposal to Revised Proposal	7
Table 2: 2025-30 RCP tariff classes	9
Table 3: Tariff reassignments in the 2025-30 RCP	12
Table 4: Residential tariff structures and charging parameters	22
Table 5: Controlled Load partner tariff structures and charging parameters	24
Table 6: Small Business tariff structures and charging parameters	29
Table 7: Large Low Voltage Business tariff structures and charging parameters	34
Table 8: High Voltage Business tariff structures and charging parameters	36
Table 9: Major Business tariff structures and charging parameters	38
Table 10: Large Business Generation tariff structures and charging parameters	41
Table 11: SA Power Networks LRMC \$/kVA p.a. (\$ June 2025)	46
Table 12: Indicative Residential pricing 2025-30 (\$ nominal)	54
Table 13: Indicative Small Business pricing 2025-30 (\$ nominal)	55
Table 14: Indicative Large Low Voltage Business pricing 2025-30 (\$ nominal)	56
Table 15: Indicative High Voltage Business pricing 2025-30 (\$ nominal)	56
Table 16: Indicative Major Business pricing 2025-30 (\$ nominal)	57
Table 17: Indicative Large Low Voltage & High Voltage Generation pricing 2025-30 (\$ nominal)	57
Table 18: Indicative Major Business Generation pricing 2025-30 (\$ nominal)	58
Table 19: Indicative 2025-30 prices for Ancillary Network Services (\$ nominal)	61
Table 20: Indicative 2025-30 labour rates for quoted services (\$ nominal)	74
Table 21: Indicative 2025-30 annual public lighting charges – LED lights (\$ nominal)	75
Table 22: Indicative 2025-30 annual public lighting charges – HID lights (\$ nominal)	83
Table 23: Compliance with the Rule Requirements and AER Guidelines	87

Executive Summary

Following the Australian Energy Regulator’s (AER) Draft Decision on 27 September 2024, SA Power Networks has compiled this Revised Proposal Attachment 18 – Tariff Structure Statement (TSS) Part A. This document addresses the areas outlined by the AER that were not capable of acceptance at the Draft Decision stage. These areas and our approach are summarised in Table 1.

Table 1: TSS Part A changes from Proposal to Revised Proposal

Regulatory Proposal	Draft Decision	Revised Proposal
<p>All customers in the Small Business tariff class with demand greater than 120kVA and consuming up to 160MWh p.a. are assigned to a time of use tariff with demand charges with no option to opt out.</p> <p>This is a continuation of the tariff assignment policy in 2020-25.</p>	<p>The AER requires SA Power Networks to offer a cost reflective time of use tariff for business customers with demand greater than 120kVA and consuming up to 160MWh p.a.</p>	<p>SA Power Networks has updated its tariff assignment policy to comply with the AER’s Draft Decision. We note this approach was not supported by the majority of our stakeholders as they considered a demand charge to be the best pricing signal for those businesses with greater than 120kVA to encourage efficient use of the distribution network.</p> <p>Customers in the Small Business tariff class with demand greater than 120kVA and consuming up to 160MWh p.a. can opt in to a time of use tariff with no demand charges.</p> <p>Refer to revised Section 2.3 Figure 2 and Figure 3 and Table 6.</p>
<p>Individually calculated customer tariffs are for those Major Business customers with unique supply arrangements and/or with greater than 10MVA demand or 40GWh p.a. consumption who are subject to locational transmission pricing.</p>	<p>The AER notes that SA Power Networks current approved pricing proposal has individually calculated customer tariffs available for some customers in the Large Low Voltage and Large High Voltage Business tariff classes. The AER requires SA Power Networks to clarify this in the Revised Proposal.</p>	<p>SA Power Networks has provided clarity on our approach to individually calculated tariffs for all our Large Business customers.</p> <p>Refer to revised Section 5.5 and Section 5.6.</p>
<p>Alternative Control Services (ACS) indicative pricing for 2025-30 was included.</p>	<p>The AER requires SA Power Networks to demonstrate how its ACS are compliant with the pricing principles.</p>	<p>SA Power Networks has explicitly demonstrated how the ACS prices comply with the pricing principles.</p> <p>Refer to revised Appendix B – Indicative Pricing Schedules – Alternative Control Services.</p>

This Revised TSS Part A includes indicative Standard Control Services (SCS) 2025-30 RCP nominal prices in Table 12 to Table 18. These prices are based on the August 2024 Australian Energy Market Operator (AEMO) Electricity Statement of Opportunities (ESOO) forecast and the Revised Proposal revenue requirement as per **Attachment 1 – Annual revenue requirement and control mechanism**. Alternative Control Services (ACS) 2025-30 RCP nominal prices have also been revised for the latest CPI and labour growth forecasts in Table 19 to Table 22.

SA Power Networks has also made minor amendments to this document to rectify typographical inaccuracies and improve clarity for readers of this Attachment.

SA Power Networks will not be submitting a Revised Proposal Attachment 18 – TSS Part B.

1 Overview

This TSS provides details on the pricing structures by which SA Power Networks will recover the revenue allowed by the AER, for the provision of SCS, over the 2025-30 Regulatory Control Period (**RCP**). It has been prepared by SA Power Networks under the requirements of Chapter 6 of the National Electricity Rules (**NER**, or **the Rules**), AER Export Tariff Guidelines May 2022 (**Guidelines**) and AER Legacy metering services – Guidance note November 2023 (**Guidance note**).

We have prepared our TSS in two parts: Part A, which outlines the compliance of our TSS with the NER, the Guideline and the Guidance note; and Part B, which is an explanatory statement that provides the reasoning behind the tariff structures.

In addition to our SCS, Part A of the TSS includes the pricing associated with our ACS. ACS are direct control services that are initiated by and/or are directly attributable to specific customers (i.e. where the cost of the service can be assigned to an individual customer), that are subject to direct regulatory oversight.

For the 2025-30 RCP, the AER has classified ancillary network services and public lighting services as ACS. Appendix B sets out our tariff structures for ACS comprising fee-based and quoted services relating to these services. Further details on ACS are available in the **Attachment – 2025-30 Revised Regulatory Proposal Overview** and **Attachment 15 – Alternative Control Services - January 2024**.

Legacy metering services which are classified as ACS in 2020-25 RCP will be reclassified to SCS in 2025-30 in line with the Guidance note. Further details on legacy metering are available in **Attachment 19 – Legacy Metering**.

2 Tariff classes and assignment policies

This section of the TSS sets out the tariff classes into which retail customers for direct control services will be divided during the 2025-30 RCP, and the policies and procedures SA Power Networks will apply for assigning retail customers into these tariff classes¹.

2.1 Tariff classes

Tariff classes group retail customers together on an economically efficient basis with the aim to avoid unnecessary transaction costs². Tariff classes are defined by attributes such as supply voltage, annual consumption and customer type. SA Power Networks does not differentiate between customers with or without Customer Energy Resources (**CER**) for consumption tariffs or on the type of meter installed. The type of meter determines which tariff the customer is assigned to within the tariff class.

In the 2025-30 RCP SA Power Networks will retain the existing tariff classes with the addition of a new Small Business 0-40MWh p.a. and a new Medium Business 40-160MWh p.a. sub tariff class. Our 2025-30 RCP tariff classes are outlined in Table 2.

¹ NER, clauses 6.18.1A(a)(1) and 6.18.1A(a)(2).

² NER, clause 6.18.3.

Table 2: 2025-30 RCP tariff classes

Tariff Class	Distribution Network Connection
Residential	<ul style="list-style-type: none"> • Connected to LV distribution network
Small Business <ul style="list-style-type: none"> • Small 0-40MWh p.a. • Medium 40-160MWh p.a. 	<ul style="list-style-type: none"> • Connected to LV distribution network • Business customers using <160MWh p.a.
Large Business Low Voltage (LV)	<ul style="list-style-type: none"> • Connected to LV distribution network • Business customers using >160MWh p.a.
Large Business High Voltage (HV)	<ul style="list-style-type: none"> • Connected to 11kV HV distribution network
Major Business	<ul style="list-style-type: none"> • Business customers requiring a minimum of 5,000 kVA capacity • Connected to 11kV bus at Zone Substation or Sub Transmission system (33/66 kV)

2.2 Tariff assignment process

In accordance with the principles of the Rules³ the AER will make a determination on the procedure to apply to assigning or re-assigning retail customers to tariff classes as part of its final decision for the 2025-30 RCP.

These provisions will cover the following aspects:

- Assignment of existing retail customers to tariff classes at the commencement of the 2025-30 RCP;
- Assignment of new retail customers to a tariff class during the 2025-30 RCP;
- Re-assignment of existing retail customers to another existing or a new tariff sub class during the 2025-30 RCP; and
- Objections to proposed assignments and re-assignments.

Tariff class assessments are based on the following criteria:

- The predominant nature of the retail customers' usage or intended usage, i.e. Residential or Business. This can be otherwise stated as any customer that is not a Residential customer must be a Business customer, e.g. sporting clubs and religious premises etc.
- Small Business retail customers have annual consumption of less than 160MWh⁴ and are connected to the LV distribution network; and
- Large Business retail customers have annual consumption greater than 160MWh. The nature and extent of the of the distribution network connection is considered (the connection voltage, or directly connected to a zone substation).

SA Power Networks has the following approach to tariff class assignment in the 2025-30 RCP:

Assignment of existing retail customers to a tariff class

1. SA Power Networks' retail customers will be assigned to the tariff class to which SA Power Networks was charging them immediately prior to 1 July 2025 if:
 - a) they were a SA Power Networks' retail customer prior to 1 July 2025; and
 - b) they continue to be a retail customer of SA Power Networks as at 1 July 2025.

³ NER, clause 6.18.4.

⁴ National Energy Retail Law (Local Provisions) Regulations 2013 Section 5(2).

Assignment of new retail customers to a tariff class

2. If, after 1 July 2025, SA Power Networks becomes aware that a person will become a retail customer, then SA Power Networks must determine the tariff class to which the new customer will be assigned.
3. In determining the tariff class to which a retail customer or potential retail customer will be assigned, or re-assigned, in accordance with point 2 or 5 of this section, SA Power Networks must consider one or more of the following factors⁵:
 - a) the nature and extent of the retail customer’s usage or intended usage;
 - b) the nature of the retail customer’s connection to the network; and
 - c) whether remotely read interval metering or other similar metering technology has been installed at the retail customer’s premises as a result of a regulatory obligation or requirement.
4. In addition to the requirements under point 3 above, SA Power Networks, when assigning or re-assigning a retail customer to a tariff class, must ensure⁶:
 - a) retail customers with similar connection and usage profiles are treated equally; and
 - b) retail customers connected to a regulated stand-alone power system (**SAPS**) should be treated no less favourably than other retail customers connected to the interconnected national electricity system.

Re-assignment of existing retail customers to another existing or a new tariff

5. SA Power Networks may re-assign a retail customer to another tariff class if the existing retail customer’s load characteristics and/or connection characteristics have changed. Such changes mean that it is no longer appropriate for that retail customer to be assigned to the tariff class to which the retail customer is currently assigned, or a retail customer no longer has the same or materially similar load or connection characteristics as other retail customers in the retail customer’s existing tariff class. In determining the tariff class to which a retail customer will be re-assigned, SA Power Networks must take into account points 3 and 4 above.

Objections to proposed assignments and re-assignments⁷

6. SA Power Networks must notify a customer’s retailer in writing of the tariff class to which the retail customer has been assigned or re-assigned, prior to the assignment or re-assignment occurring.
7. A notice under point 6 above must include advice informing the customer’s retailer that they may request further information from SA Power Networks and that the retail customer may object to the proposed re-assignment. This notice must specifically include:
 - a) a written document describing SA Power Networks’ internal procedures for reviewing objections;
 - b) that if the objection is not resolved to the satisfaction of the customer’s retailer under SA Power Networks’ internal review system within a reasonable timeframe, then, to the extent that resolution of such disputes is within the jurisdiction of the Energy and Water Ombudsman of South Australia, or like officer, the customer’s retailer is entitled to escalate the matter to such a body; and
 - c) that if the objection is not resolved to the satisfaction of the customer’s retailer under SA Power Networks’ internal review system and the body noted in point 7b) above, then the customer or its retailer is entitled to seek a decision of the AER via the dispute resolution process available under Part 10 of the National Electricity Law (**NEL**).

⁵ NER, clause 6.18.4(a)(1).

⁶ NER, clause 6.18.4(a)(2) and NER, clause 6.18.4(a)(3A).

⁷ NER, clause 6.18.4(a)(4).

8. If, in response to a notice issued in accordance with point 7 above, SA Power Networks receives a request for further information from a customer’s retailer, then it must provide such information within a reasonable timeframe. If SA Power Networks reasonably claims confidentiality over any of the information requested by the customer’s retailer, then it is not required to provide that information to the customer’s retailer. If the customer’s retailer disagrees with such confidentiality claims, he or she may resort to the dispute resolution procedures referred to in point 7 (as modified for a confidentiality dispute).
9. If, in response to a notice issued in accordance with point 7 above, a customer’s retailer makes an objection to SA Power Networks about the proposed assignment or re-assignment, SA Power Networks must reconsider the proposed assignment or re-assignment. In doing so SA Power Networks must take into consideration the factors in points 3 and 4 above and notify the customer’s retailer in writing of its decision and the reasons for that decision.
10. If a customer’s retailer’s objection to a tariff assignment or re-assignment is upheld by the relevant body noted in points 7b and 7c above, then any adjustment which needs to be made to tariffs will be done by SA Power Networks as part of the next annual review of prices.
11. If a customer’s retailer objects to SA Power Networks’ tariff class assignment SA Power Networks must provide the information set out in point 7 above and adopt and comply with the arrangements set out in points 8, 9 and 10 above in respect of requests for further information by the customer’s retailer and resolution of the objection.

2.3 Tariff assignment policies

This section of the TSS describes the process SA Power Networks will apply to the assignment of customers to tariffs on 1 July 2025 and during the 2025-30 RCP. Individual tariffs have been grouped within tariff classes in this TSS. In the 2025-30 RCP we will continue our existing approach to managing tariff assignment and re-assignment.

1. All existing customers will remain on their existing tariff at 1 July 2025 unless their tariff will close or the assignment criteria changes from 1 July 2025.
2. If an existing customer is assigned to a tariff that will close or the assignment criteria changes, SA Power Networks will reassign the customer as outlined in Table 3.
3. Where a new customer connects to the distribution network, SA Power Networks will assign the default tariff for the relevant tariff class.
4. An existing customer who has a meter replacement during 2025-30 RCP will be treated as a new customer and will be assigned the default tariff in the applicable tariff class for an interval meter.
5. During the 2025-30 RCP, retailers can request that a customer be reassigned from one tariff to another. This may be a transfer from the default tariff to a customer choice tariff, from a customer choice tariff back to the default tariff or from one customer choice tariff to another customer choice tariff.
 - a) Where a retailer requests a customer be reassigned to a new tariff, the tariff change will occur from the first day of the following month.
 - b) A retailer cannot request a customer tariff reassignment more than once in any 12 month period.
6. Where there is a change in retailer and/or a change of customer at a National Metering Identifier (**NMI**), SA Power Networks will assume the existing tariff assignment continues unless we receive a tariff reassignment request from the retailer.

Table 3: Tariff reassignments in the 2025-30 RCP

Tariff Assignment 2020-25 RCP	Tariff Assignment 2025-30 RCP
Residential Prosumer RPRO	Residential Time of Use RTOU
Electrify (trial tariff) RELE Electrify Two-way (trial tariff) RELE2W	Residential Electrify RESELE
Small Business Time of Use SBTOU	For customers with usage 40-160MWh p.a. Medium Business Time of Use Demand MBTOUD
Small Business Time of Use Demand SBTOUD	Depending on customer usage and demand profile: Small Business Time of Use SBTOU <ul style="list-style-type: none"> • 0-40MWh p.a. and Demand <120kVA Medium Business Time of Use Demand MBTOUD <ul style="list-style-type: none"> • 0-40MWh p.a. and Demand >120kVA; or • 40-160MWh p.a.
Small Business Actual Monthly Demand SBD	Depending on customer usage and demand profile: Small Business Time of Use SBTOU <ul style="list-style-type: none"> • 0-40MWh p.a. and Demand <120kVA Medium Business Time of Use Demand MBTOUD <ul style="list-style-type: none"> • 0-40MWh p.a. and Demand >120kVA; or • 40-160MWh p.a.
Business Controlled Load Only M/QOPCL	No existing customers at 30 June 2025 to reassign.
Large Low Voltage Business Actual Monthly Demand BD	Large Low Voltage Business Annual Demand LBAD
High Voltage Business Actual Monthly Demand HBD	High Voltage Business Annual Demand HVAD
Large Low Voltage Business Single Rate BSRT	No existing customers at 30 June 2025 to reassign.
Large Low Voltage Business Two Rate B2RT	No existing customers at 30 June 2025 to reassign.
Overnight Unmetered LVUU	24 Hour Unmetered LVUU24

Figure 1 to Figure 6 detail the tariff assignment criteria for each tariff class excluding Large Business generation tariffs. For simplicity, SA Power Networks has grouped all Large Business generation tariffs across different Large Business tariff classes and their assignment criteria together, refer to Figure 7.

Figure 1: Residential tariffs and assignment criteria

Residential 0-30kW Export Capacity		
	ACCUMULATION METER	INTERVAL METER
Default	Single Rate RSR	Time of Use RTOU
Customer Choice		Time of Use Electrify RESELE
	Off Peak Controlled Load OPCL	Time of Use Controlled Load CL

Residential >30kW Export Capacity		
	ACCUMULATION METER	INTERVAL METER
Default	Single Rate RSRNE	Time of Use RTOUNE
Customer Choice		Time of Use Electrify RESELENE
	Off Peak Controlled Load OPCL	Time of Use Controlled Load CL

Figure 2: Small Business tariffs and assignment criteria

Small Business 0-40MWh p.a. 0-30kW Export Capacity		
	ACCUMULATION	INTERVAL
Default	Single Rate BSR	Time of Use <120kVA SBTOU
	Two Rate B2R	Time of Use Demand if >120kVA MBTOUD
Customer Choice		Time of Use if >120kVA SBTOU
		Time of Use Demand if <120kVA MBTOUD
		Time of Use Electrify if <120kVA SBELE

Small Business 0-40MWh p.a. >30kW Export Capacity		
	ACCUMULATION	INTERVAL
Default	Single Rate Non Export BSRNE	Time of Use <120kVA SBTOUNE
	Two Rate Non Export B2RNE	Time of Use Demand if >120kVA MBTOUDNE
Customer Choice		Time of Use if >120kVA SBTOUNE
		Time of Use Demand if <120kVA MBTOUDNE
		Time of Use Electrify if <120kVA SBELENE

Figure 3: Medium Business tariffs and assignment criteria

Medium Business 40-160MWh p.a. | 0-30kW Export Capacity

	ACCUMULATION	INTERVAL
Default	Single Rate BSR	Time of Use Demand MBTOUD
	Two Rate B2R	
Customer Choice		Time of Use if >120kVA SBTOU
		Time of Use if <120kVA SBTOU
		Time of Use Electrify if <120kVA SBELE

Medium Business 40-160MWh p.a. | >30kW Export Capacity

	ACCUMULATION	INTERVAL
Default	Single Rate BSRNE	Time of Use Demand MBTOUDNE
	Two Rate B2RNE	
Customer Choice		Time of Use if >120kVA SBTOUNE
		Time of Use if <120kVA SBTOUNE
		Time of Use Electrify if <120kVA SBELENE

Figure 4: Large Low Voltage Business tariffs and assignment criteria

Large Low Voltage Business > 160 MWh p.a.

	INTERVAL METER
Default	Time of Use Annual Demand LBAD
Customer Choice	Time of Use Monthly Demand LBMD
	Time of Use Agreed Demand Flexible LBADF

Figure 5: High Voltage Business tariffs and assignment criteria

High Voltage Business > 160 MWh p.a.

INTERVAL METER	
Default	Time of Use Annual Demand HVAD
Customer Choice	Time of Use Monthly Demand HVMD
	Time of Use Annual Demand <500KVA HVAD500
	Time of Use Agreed Demand Flexible HVADF

Figure 6: Major Business tariffs and assignment criteria

Major Business Zone Substation + Sub Transmission

INTERVAL METER	
Default	Single Rate Agreed Demand ZSS STR
Customer Choice	Single Rate Agreed Demand Flexible ZSSF STRF

Figure 7: Large Business Generation tariffs and assignment criteria

Generation

INTERVAL METER	
Default	Single Rate Agreed Demand LBG HVBG ZSSG STRG
Customer Choice	Single Rate Agreed Demand Flexible LBGF HVBGF ZSSGF STRGF

3 Export tariff transition strategy

In 2021, the Australian Energy Market Commission made changes to the Rules that clarify the obligations of electricity distribution networks like SA Power Networks to plan for future levels of exports and invest appropriately in distribution network capacity to meet demand for export services. The rule changes also allow for the cost of this distribution network investment to be recovered via export tariffs whilst also enabling distribution networks to reward customers with export credits when they export into the distribution network at times when it is most needed.

3.1 Overview

SA Power Networks will have export tariffs for all customers in the Residential and Small Business tariff classes with solar and/or battery systems with 0-30kW export capacity from 1 July 2025. Customers can not opt in or opt out of export tariffs, instead, we will assign all Residential and Small Business tariff class customers with 0-30kW export capacity to an export tariff from the beginning of the 2025-30 RCP.

Export tariff structures have been developed for both interval and accumulation meter customers as 50 percent of customers with solar and/or battery systems connected to the distribution network have an accumulation meter. This approach facilitates increased cost reflectivity for all exporting customers with export capacity of 0-30kW regardless of their meter type.

When developing the export tariff structures it was important for us to build upon the existing consumption tariff structures which customers and Retailers are already familiar with. Key similarities include:

- the export Solar Sponge window aligning with the Residential consumption Solar Sponge window;
- the roll over mechanism for business customers utilising the existing delineation of Workdays and Non workdays; and
- the basic export level being converted to kWh as this basis is better understood compared to kW.

All customers with solar and/or battery systems with >30kW export capacity will not be subject to an export tariff.

3.2 Stakeholder engagement

The development of export tariff structures and the export tariff transition strategy was completed in conjunction with stakeholders via our Focused Conversation workshops. Five workshops were held with stakeholders to ensure the group were able to make informed contributions to the development of both the tariffs and the transition strategy.

The workshops identified three options for our People’s Panel, a broader group representing 50 South Australian customers, who were asked to deliberate on when export customers should be transitioned to export tariffs:

- Option 1 — All Export Customers (New* and Existing) assigned to export tariffs from July 2025
- Option 2 — No export tariffs introduced until July 2030
- Option 3 — All New Export Customers* assigned to export tariffs from July 2025 and all Existing Export Customers assigned from July 2030

**For the purposes of consultation, we defined a new Export Customer as a customer with CER installed on or after 1 July 2023.*

Option 1 was recommended as the preferred option by the Focused Conversation participants as it was considered the most equitable option and allowed for clear, simple communications to all customers. While the People’s Panel deliberations discounted Option 3 quickly, they did not reach consensus on a preferred option. Half the Panel supported Option 1 while half the Panel did not support any export tariffs being introduced in the 2025-30 RCP.

Given this, and noting that the introduction of export tariffs could be considered to have stronger alignment to the AER’s Pricing Principles, SA Power Networks has decided to adopt the recommendation from the Focused Conversations workshops to introduce new export tariffs for all existing and new small generation customers from 1 July 2025. This approach is also strongly supported by our Community Advisory Board.

SA Power Networks approach to export tariffs was published for broad stakeholder consultation in July 2023 via our Draft Regulatory Proposal. While export tariffs were generally supported by stakeholders, they were not supported by some residential customers nor Business SA who cited a survey of its members where more than two-thirds of respondents opposed export tariffs. We discussed the actual survey responses with Business SA further and could not identify grounds to alter our proposal.

Having had regard to these responses, we will maintain the introduction of export tariffs, to all exporting Residential and Small Business tariff class customers, with systems up to 30kW in capacity and noting there is a free daily export threshold. We maintain this appropriately balances cost-reflectivity and equity considerations by recovering the costs to alleviate solar congestion forecast in the 2025-30 period from those customers causing this congestion and who predominantly benefit from alleviating that congestion.

3.3 Trial tariffs

The Residential Electrify export tariff structure developed in Focused Conversation workshops was subsequently included in SA Power Networks 2023-24 Annual Pricing Proposal as a trial tariff. Whilst we have minimal data from this trial to date, the development of the trial tariff has enabled SA Power Networks to understand the implementation challenges of a two-way tariff including the impact on billing systems, customer and retailer communications. These learnings will enable a seamless implementation of export tariffs on 1 July 2025.

3.4 Customer bill impact modelling

The export tariffs transition strategy is supported by customer bill impact analysis conducted for Residential, Small and Medium Business customers with export capacity of 0-30kW. Analysis showed that the average bill impact was less than 4 percent, and for customers who choose the Electrify tariff option, their bills can decrease by up to 3 percent due to the export credit available.

SA Power Networks export tariff, where the export charge is only applicable for exported energy between 10:00am – 4:00pm above the 9kWh free basic export level, removes pricing signals for around 70 percent of Residential and 49 percent of Small and Medium Business exports. This limiting of the pricing signal minimises the impact of export tariffs in the 2025-30 RCP.

3.5 Long term transition strategy

Export tariffs support SA Power Networks' tariff reform to ensure CER technologies such as solar, batteries and electric vehicles are integrated into the distribution network as efficiently as possible. Our export pricing forms part of the SA Power Networks CER Integration Strategy. The investment plan which forms part of the integration strategy for the 2025-30 RCP is intended to maintain export service performance at no less than 95 percent for 95 percent of customers through 2030. This target to maintain a 95 percent level of service for 95 percent of customers reflects the level of service performance our customers and other stakeholders indicated they want and are willing to pay for.

Our export pricing for the 2025-30 RCP is only for low voltage distribution network where 99 percent of solar connected is 0-30kW. SA Power Networks will continue to monitor the distribution network during the 2025-30 RCP to identify future constraints to distribution network capacity and determine the need for cost reflective pricing signals via export tariffs.

It is imperative that we continue to reassess our long term strategy to incorporate the impact of the continued growth of new CER technologies on network dynamics and load characteristics. We will be reviewing the components and the structures of our tariffs to ensure that they continue to support customers in meeting their energy needs. Stakeholders' feedback will continue to be an important part of our process which will influence the future direction of our export tariffs. SA Power Networks is required to include the basic export level until 2035.

4 Tariff structures and charging parameters

In the 2025-30 RCP SA Power Networks has tariff structures which build upon the significant structural changes implemented in the 2020-25 RCP. Whilst most of the existing tariffs are largely fit for purpose, we have considered how the existing tariff structures may be adapted to address the key challenges identified in the 2025-30 RCP. This has resulted in the creation of several new tariffs and minor changes in time windows or pricing relativities for other tariffs. These challenges and how our new tariffs have been developed are detailed in **Attachment 18 – Tariff Structure Statement Part B – Explanatory Statement - January 2024**.

This section of the TSS outlines the tariff structures for the 2025-30 RCP for the five tariff classes:

- Residential
- Small Business
- Large Business – Low Voltage
- Large Business – High Voltage
- Large Business – Major Business

For simplicity, SA Power Networks has grouped together all generation tariffs and their assignment criteria, across different tariff classes.

All interval meter tariff structures are based on local time: Australian Central Standard Time (**ACST**)/Australian Central Daylight Savings Time (**ACDT**) except for Controlled Load. Controlled Load is based on ACST all year round.

All accumulation meter tariff structures are based on ACST all year round.

4.1 Residential

SA Power Networks has six tariffs in the Residential tariff class:

Accumulation metered customers

- Residential Single Rate (**RSR**) for customers with 0-30kW export capacity
- Residential Single Rate (**RSRNE**) for customers with >30kW export capacity

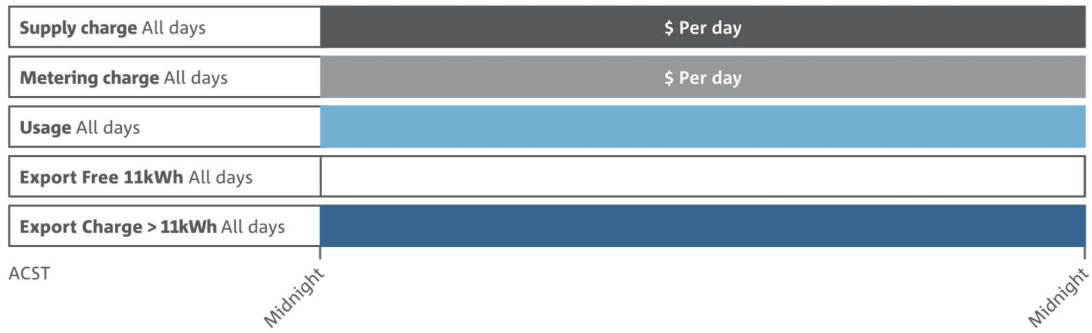
Interval metered customers

- Residential Time of Use (**RTOU**) for customers with 0-30kW export capacity
- Residential Time of Use (**RTOUNE**) for customers with >30kW export capacity
- Residential Electrify (**RESELE**) for customers with 0-30kW export capacity
- Residential Electrify (**RESELENE**) for customers with >30kW export capacity

Export tariffs will apply to all Residential customers with solar and/or battery systems with 0-30kW export capacity from 1 July 2025. Residential customers with solar and/or battery systems with >30kW export capacity will not be subject to an export tariff.

Figure 8: Residential tariff charging windows

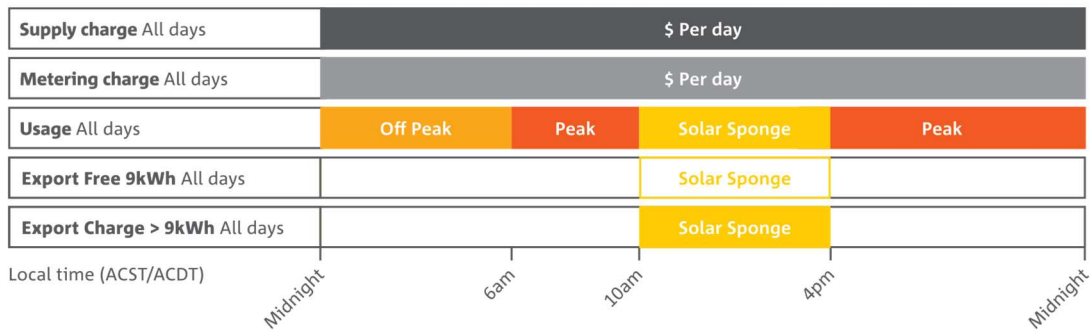
RSR | Residential Single Rate | 0-30kW Export Capacity



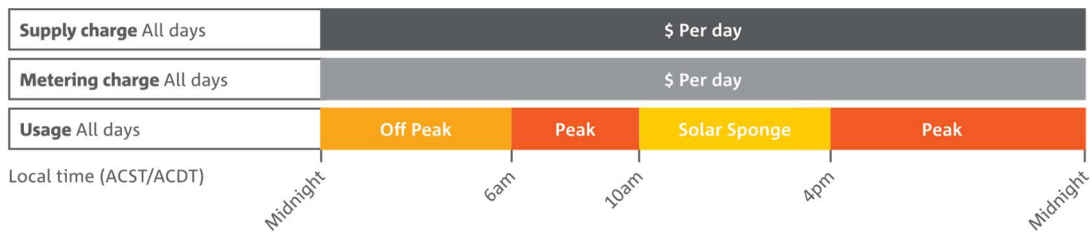
RSRNE | Residential Single Rate | >30kW Export Capacity



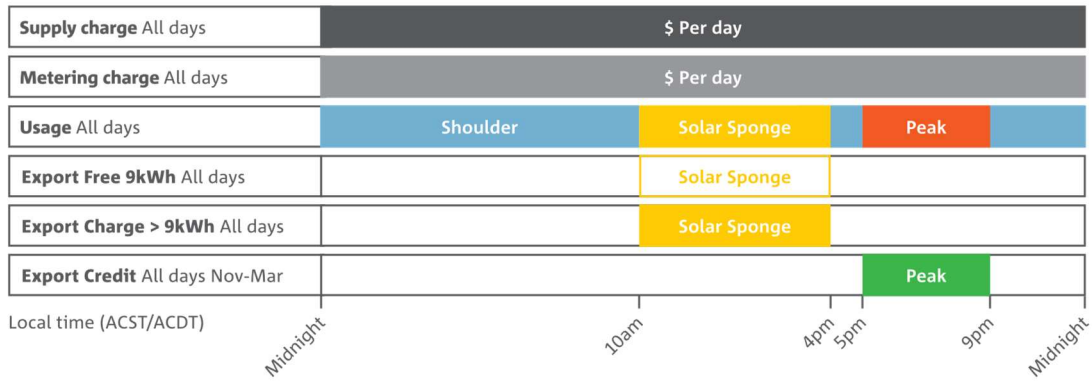
RTOU | Residential Time of Use | 0-30kW Export Capacity



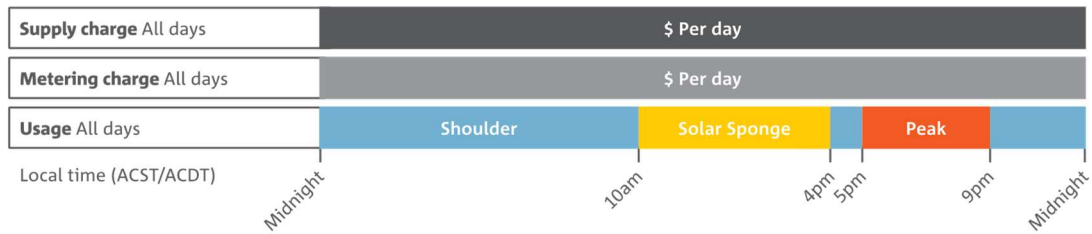
RTOUNE | Residential Time of Use | >30kW Export Capacity



RESELE | Residential Electrify | 0-30kW Export Capacity



RESELENE | Residential Electrify | >30kW Export Capacity



There are also two customer choice partner tariffs for Residential customers:

- Off Peak Controlled Load (OPCL) for accumulation metered customers
- Time of Use Controlled Load (CL) for interval metered customers

Figure 9: Controlled Load partner tariff charging windows

OPCL | Off Peak Controlled Load



*Time clock is managed by SA Power Networks and typically involves supply usage between 11pm-7am and from 10am-3pm.

CL | Time of Use Controlled Load

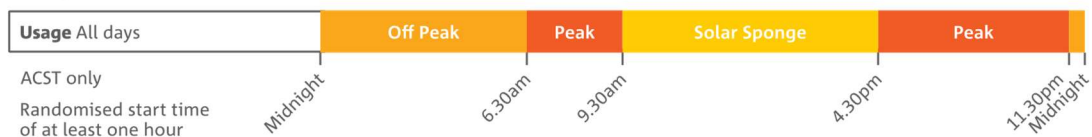


Table 4: Residential tariff structures and charging parameters

Network Tariff	Status/ Metering	Components	Measurement	Charging Parameter
Residential Single Rate RSR	Closed Accumulation meter	Fixed	\$/day	Fixed supply charge per annum.
		Fixed	\$/day	Fixed metering charge per annum.
		Usage	\$/kWh	Anytime usage charge.
	0-30kW export capacity	Export Free	\$/kWh	11kWh per day free of charge. If export is less than 11kWh, the remainder of the free allowance rolls over to the next day, within a single billing period.
		Export Charge	\$/kWh	All export above 11kWh free allowance.
Residential Single Rate RSRNE	Closed Accumulation meter	Fixed	\$/day	Fixed supply charge per annum.
		Fixed	\$/day	Fixed metering charge per annum.
		Usage	\$/kWh	Anytime usage charge.
	>30kW export capacity			
Residential Time of Use RTOU	Default, Opt-out Interval meter	Fixed	\$/day	Fixed supply charge per annum.
		Fixed	\$/day	Fixed metering charge per annum.
		Usage – Peak	\$/kWh	12 hours per day not captured in the Off Peak or Solar Sponge windows.
	0-30kW export capacity	Usage – Off Peak	\$/kWh	Six hour window of 12:00am – 6:00am.
		Usage – Solar Sponge	\$/kWh	Six hour window of 10:00am – 4:00pm.
		Export Free – Solar Sponge Allowance	\$/kWh	9kWh per day free of charge in six hour window of 10:00am – 4:00pm. If export between 10:00am – 4:00pm is less than 9kWh, the remainder of the free allowance rolls over to the next day, within a single billing period.
		Export Charge – Solar Sponge	\$/kWh	Six hour window of 10:00am – 4:00pm. All export above 9kWh free allowance that occurs in the Solar Sponge window.
		Export Free – All other times	\$/kWh	18 hours per day not captured in the Solar Sponge window.
	Residential Time of Use RTOUNE	Default, Opt-out Interval meter	Fixed	\$/day
Fixed			\$/day	Fixed metering charge per annum.
Usage – Peak			\$/kWh	12 hours per day not captured in the Off Peak or Solar Sponge windows.
>30kW export capacity		Usage – Off Peak	\$/kWh	Six hour window of 12:00am – 6:00am.
		Usage – Solar Sponge	\$/kWh	Six hour window of 10:00am – 4:00pm.

Interval meter tariff structures are based on local time: ACST/ ACDT. Accumulation meter tariff structures are based on ACST.

Export tariffs will apply to all Residential tariff class customers with solar and/or battery systems with 0-30kW export capacity from 1 July 2025. Residential customers with solar and/or battery systems with >30kW export capacity will not be subject to an export tariff.

Network Tariff	Status/ Metering	Components	Measurement	Charging Parameter
Residential Electrify RESELE	Customer Choice	Fixed	\$/day	Fixed supply charge per annum.
		Fixed	\$/day	Fixed metering charge per annum.
	Interval meter	Usage – Peak	\$/kWh	Four hour window of 5:00pm – 9:00pm.
		Usage – Shoulder	\$/kWh	14 hours per day not captured in the Peak or Solar Sponge windows.
		Usage – Solar Sponge	\$/kWh	Six hour window of 10:00am – 4:00pm.
		Export Free – Solar Sponge Allowance	\$/kWh	9kWh per day free of charge in six hour window of 10:00am – 4:00pm. If export between 10:00am – 4:00pm is less than 9kWh, the remainder of the free allowance rolls over to the next day, within a single billing period.
		Export Charge – Solar Sponge	\$/kWh	Six hour window of 10:00am – 4:00pm. All export above 9kWh free allowance that occurs in the Solar Sponge window.
		Export Credit – Peak	\$/kWh	Four hour window of 5:00pm – 9:00pm November – March.
		Export Free – All other times	\$/kWh	14 hours per day November – March. 18 hours per day April – October.
Residential Electrify RESELENE	Customer Choice	Fixed	\$/day	Fixed supply charge per annum.
		Fixed	\$/day	Fixed metering charge per annum.
		Usage – Peak	\$/kWh	Four hour window of 5:00pm – 9:00pm.
	>30kW export capacity	Usage – Shoulder	\$/kWh	14 hours per day not captured in the Peak or Solar Sponge windows.
		Usage – Solar Sponge	\$/kWh	Six hour window of 10:00am – 4:00pm.

Interval meter tariff structures are based on local time: ACST/ ACDT.

Export tariffs will apply to all Residential tariff class customers with solar and/or battery systems with 0-30kW export capacity from 1 July 2025. Residential customers with solar and/or battery systems with >30kW export capacity will not be subject to an export tariff.

Table 5: Controlled Load partner tariff structures and charging parameters

Network Tariff	Status/ Metering	Components	Measurement	Charging Parameter
Off Peak	Closed	Flat rate	\$/kWh	Based on usage.
Controlled Load OPCL	Accumulation meter	Time clock management		Time clock is managed by SA Power Networks, and typically involves usage between 11:00pm – 7:00am and 10:00am – 3:00pm.
Residential and Small Business	Type 5 Interval meter			
Time of Use	Default	Usage – Peak	\$/kWh	10 hours per day not captured in the Off Peak and Solar Sponge windows.
Controlled Load CL	Interval meter	Usage – Off Peak	\$/kWh	Seven hour window of 11:30pm – 6:30am.
Residential only		Usage – Solar Sponge	\$/kWh	Seven hour window of 9:30am – 4:30pm.
		Time clock management		Time clock is managed via the meter by the Retailer and the Metering Coordinator.
				All start times must be randomised by at least one hour.

Tariff structures are based on ACST.

Controlled load is a term used to describe any appliance load which is connected to the Controlled Load circuit. This load can operate at anytime within the Controlled Load tariff windows. Examples of controlled load include hot water and underfloor heating.

The Controlled Load tariff is an optional tariff which can be partnered with any Residential tariff or Small Business accumulation meter tariff. The applicable Controlled Load tariff is dependent on the customer's meter type: Accumulation or Interval.

4.2 Small Business

SA Power Networks has ten tariffs in the Small Business tariff class:

Accumulation metered customers

- Business Single Rate (**BSR**) for customers with 0-30kW export capacity
- Business Single Rate (**BSRNE**) for customers with >30kW export capacity
- Business Two Rate (**B2R**) for customers with 0-30kW export capacity
- Business Two Rate (**B2RNE**) for customers with >30kW export capacity

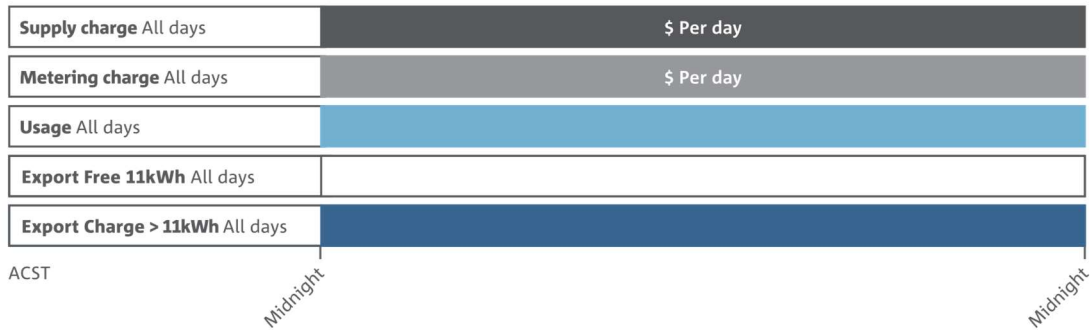
Interval metered customers

- Small Business Time of Use (**SBTOU**) for customers with 0-30kW export capacity
- Small Business Time of Use (**SBTOUNE**) for customers with >30kW export capacity
- Medium Business Time of Use Demand (**MBTOUD**) for customers with 0-30kW export capacity
- Medium Business Time of Use Demand (**MBTOUDNE**) for customers with >30kW export capacity
- Small Business Electrify (**SBELE**) for customers with 0-30kW export capacity
- Small Business Electrify (**SBELENE**) for customers with >30kW export capacity

Export tariffs will apply to all Small Business customers with solar and/or battery systems with 0-30kW export capacity from 1 July 2025. Small Business customers with solar and/or battery systems with >30kW export capacity will not be subject to an export tariff.

Figure 10: Small Business tariff charging windows

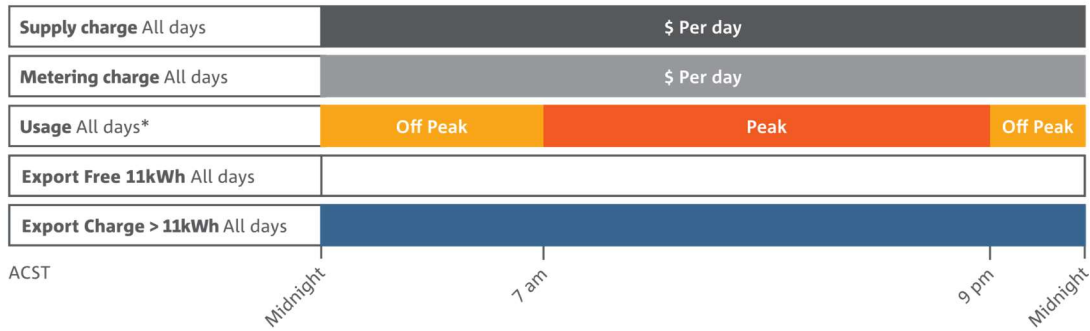
BSR | Business Single Rate | 0-30kW Export Capacity



BSRNE | Business Single Rate | >30kW Export Capacity

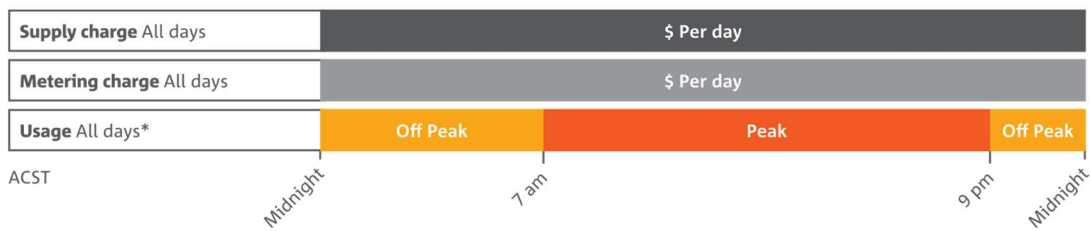


B2R | Business Two Rate | 0-30kW Export Capacity



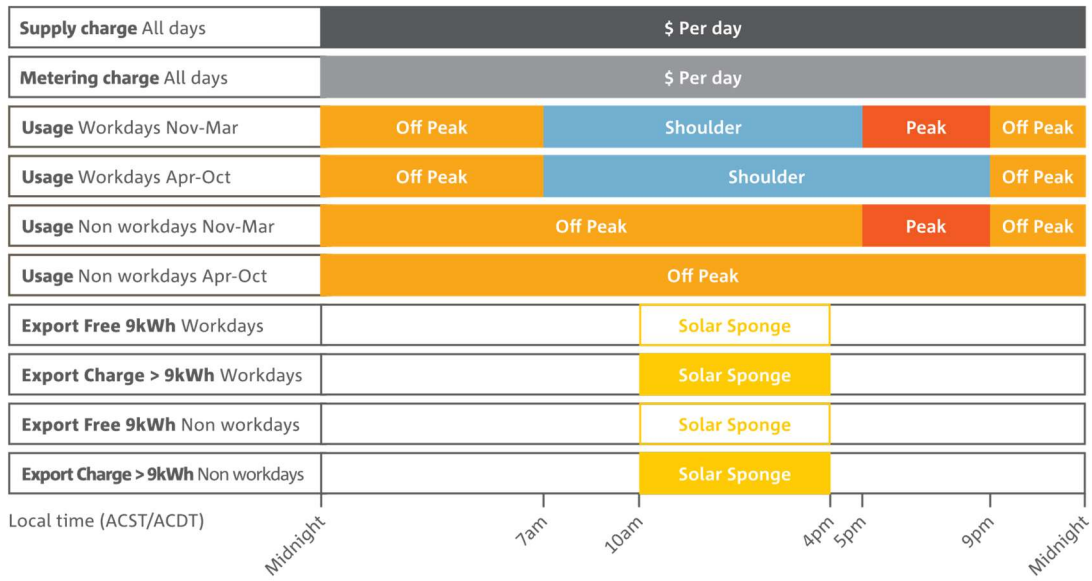
*Time clock is managed by SA Power Networks. Peak supply usage is typically Monday to Friday but can be all days between 7am and 9pm

B2RNE | Business Two Rate | >30kW Export Capacity

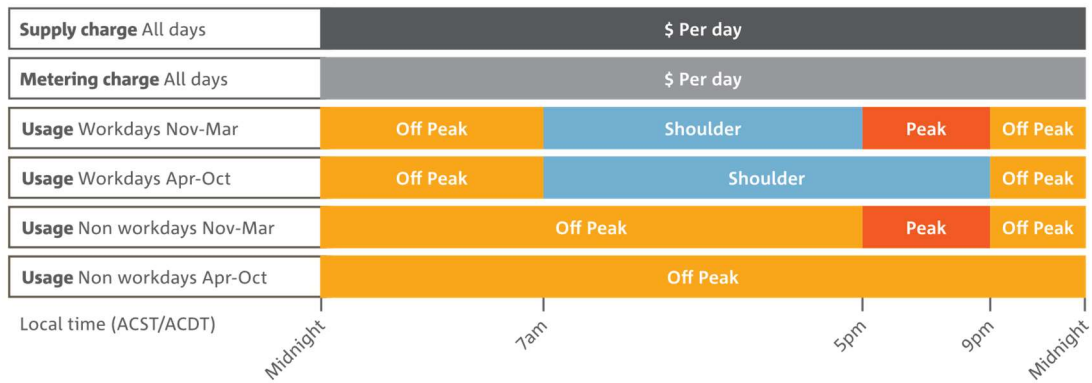


*Time clock is managed by SA Power Networks. Peak supply usage is typically Monday to Friday but can be all days between 7am and 9pm

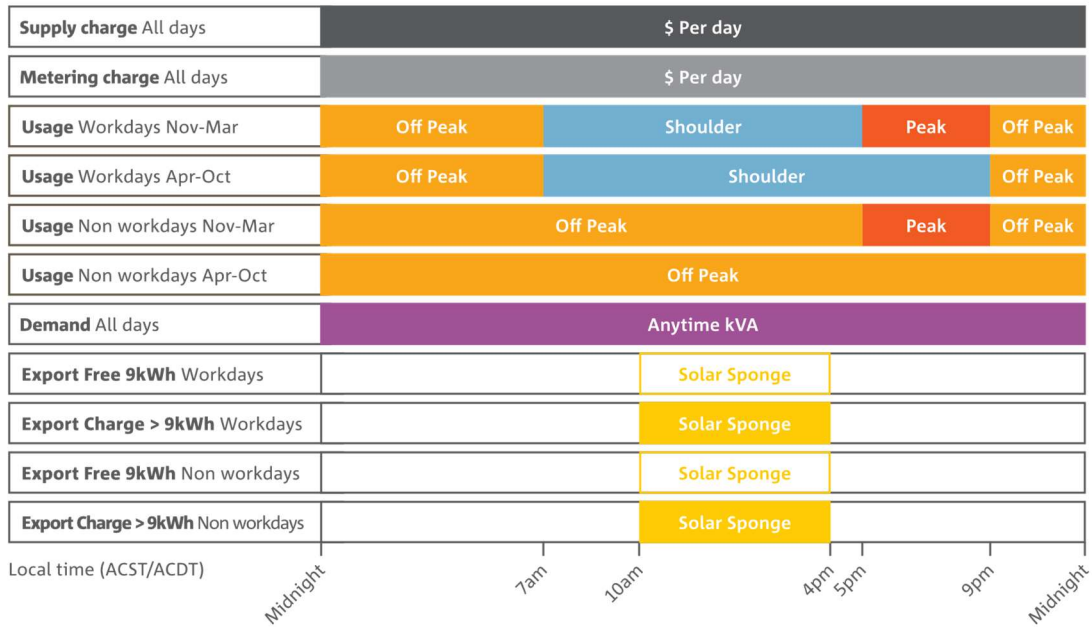
SBTOU | Small Business Time of Use | 0-30kW Export Capacity



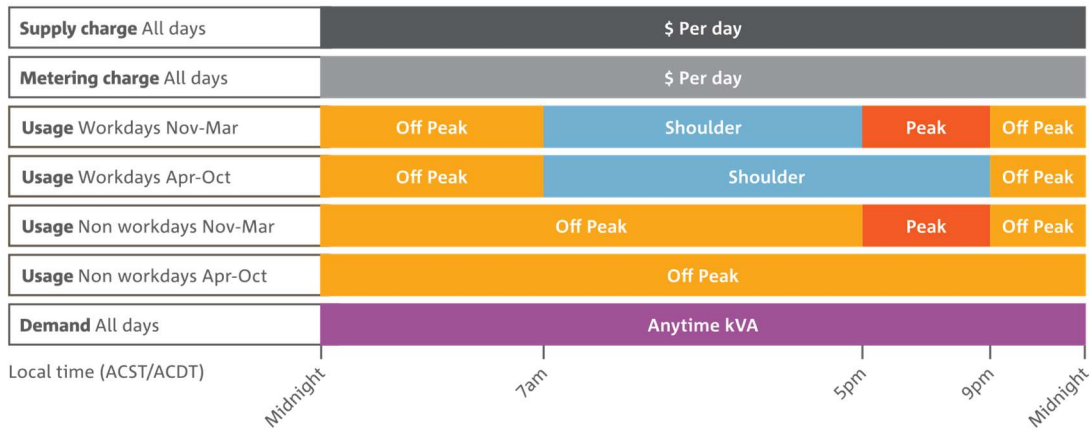
SBTOUNE | Small Business Time of Use | >30kW Export Capacity



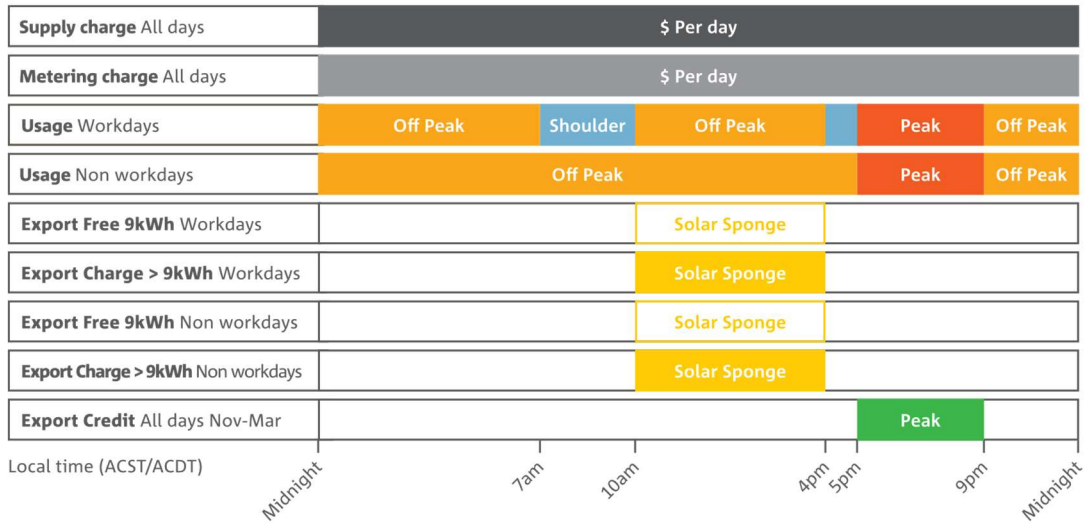
MBTOUD | Medium Business Time of Use Demand | 0-30kW Export Capacity



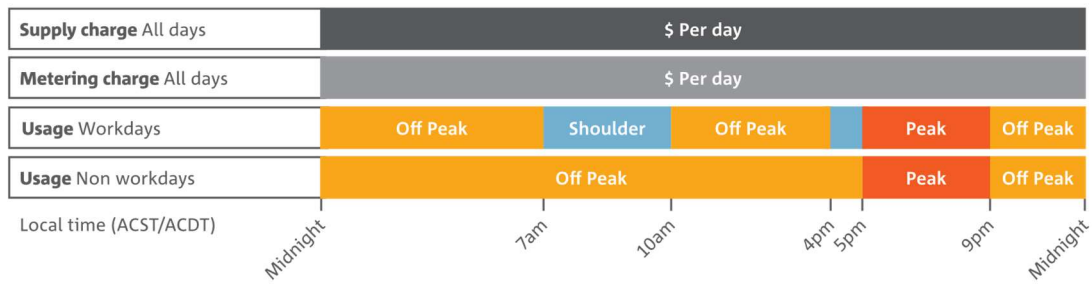
MBTOUDNE | Medium Business Time of Use Demand | >30kW Export Capacity



SBELE | Small Business Electrify | 0-30kW Export Capacity



SBELENE | Small Business Electrify | >30kW Export Capacity



SA Power Networks will retain the customer choice partner tariff Off Peak Controlled Load (OPCL) for existing accumulation metered customers.

Figure 11: Controlled Load partner tariff charging window

OPCL | Off Peak Controlled Load



*Time clock is managed by SA Power Networks and typically involves supply usage between 11pm-7am and from 10am-3pm.

Table 6: Small Business tariff structures and charging parameters

Network Tariff	Status/ Metering	Components	Measurement	Charging Parameter
Business Single Rate BSR	Closed Accumulation meter	Fixed	\$/day	Fixed supply charge per annum.
		Usage	\$/kWh	Anytime usage charge.
	0-30kW export capacity	Export Free	\$/kWh	11kWh per day free of charge. If export is less than 11kWh, the remainder of the free allowance rolls over to the next day, within a single billing period.
		Export charge	\$/kWh	All export above 11kWh free allowance.
Business Single Rate BSRNE	Closed Accumulation meter	Fixed	\$/day	Fixed supply charge per annum.
		Fixed	\$/day	Fixed metering charge per annum.
		Usage	\$/kWh	Anytime usage charge.
	>30kW export capacity			
Business Two-Rate B2R	Closed Accumulation meter	Fixed	\$/day	Fixed supply charge per annum.
		Fixed	\$/day	Fixed metering charge per annum.
		Usage – Peak	\$/kWh	Five days a week (Monday – Friday) or possibly all days of the week, as recorded by the meter. Typically 7:00am – 9:00pm.
	0-30kW export capacity	Usage – Off Peak	\$/kWh	Off Peak pricing for all other times not captured in the Peak window.
		Export Free	\$/kWh	11kWh per day free of charge. If export is less than 11kWh, the remainder of the free allowance rolls over to the next day, within a single billing period.
		Export charge	\$/kWh	All export above 11kWh free allowance.
Business Two-Rate B2RNE	Closed Accumulation meter	Fixed	\$/day	Fixed supply charge per annum.
		Fixed	\$/day	Fixed metering charge per annum.
		Usage – Peak	\$/kWh	Five days a week (Monday – Friday) or possibly all days of the week, as recorded by the meter. Typically 7:00am – 9:00pm.
	>30kW export capacity	Usage – Off Peak	\$/kWh	Off Peak pricing for all other times not captured in the Peak window.

Accumulation meter tariff structures are based on ACST.

Export tariffs will apply to all Small Business tariff class customers with solar and/or battery systems with 0-30kW export capacity from 1 July 2025. Small Business customers with solar and/or battery systems with >30kW export capacity will not be subject to an export tariff.

Network Tariff	Status/ Metering	Components	Measurement	Charging Parameter	
Small Business Time of Use SBTOU	Default, Opt-out 0-40 MWh p.a. and <120kVA	Fixed	\$/day	Fixed supply charge per annum.	
		Fixed	\$/day	Fixed metering charge per annum.	
		Usage – Peak	\$/kWh	5:00pm – 9:00pm All days November – March.	
		Usage – Shoulder	\$/kWh	7:00am – 5:00pm WD November – March and 7:00am – 9:00pm WD April – October.	
	Customer Choice 0-160MWh p.a. regardless of kVA	Usage – Off Peak	\$/kWh	Off Peak pricing for all other times not captured in the Peak or Shoulder windows.	
		Interval meter 0-30kW export capacity	Export Free – Solar Sponge Allowance	\$/kWh	9kWh per day free of charge in six hour window of 10:00am – 4:00pm.
					If export between 10:00am – 4:00pm is less than 9kWh, the remainder of the free allowance rolls over to the next WD or NWD, within a single billing period.
					Unused free allowance from a WD can only be used on another WD.
				Unused free allowance from a NWD can only be used on another NWD.	
			Export Charge – Solar Sponge	\$/kWh	Six hour window of 10:00am – 4:00pm. All export above 9kWh free allowance that occurs in the Solar Sponge window.
	Export Free – All other times	\$/kWh	18 hours per day not captured in the Solar Sponge window.		
Small Business Time of Use SBTOUNE	Default, Opt-out 0-40 MWh p.a. and <120kVA	Fixed	\$/day	Fixed supply charge per annum.	
		Fixed	\$/day	Fixed metering charge per annum.	
		Usage – Peak	\$/kWh	5:00pm – 9:00pm All days November – March.	
		Usage – Shoulder	\$/kWh	7:00am – 5:00pm WD November – March and 7:00am – 9:00pm WD April – October.	
	Customer Choice 0-160MWh p.a. regardless of kVA	Usage – Off Peak	\$/kWh	Off Peak pricing for all other times not captured in the Peak or Shoulder windows.	
		Interval meter >30kW export capacity			

Interval meter tariff structures are based on local time: ACST/ ACDT.

Export tariffs will apply to all Small Business tariff class customers with solar and/or battery systems with 0-30kW export capacity from 1 July 2025. Small Business customers with solar and/or battery systems with >30kW export capacity will not be subject to an export tariff.

Network Tariff	Status/ Metering	Components	Measurement	Charging Parameter	
Medium Business Time of Use Demand MBTOUD	Default, Opt-out 40-160 MWh p.a.	Fixed	\$/day	Fixed supply charge per annum.	
		Fixed	\$/day	Fixed metering charge per annum.	
	0-160 MWh p.a. and >120kVA	Usage – Peak	\$/kWh	5:00pm – 9:00pm All days November – March.	
		Usage – Shoulder	\$/kWh	7:00am – 5:00pm WD November – March and 7:00am – 9:00pm WD April – October.	
		Usage – Off Peak	\$/kWh	Off Peak pricing for all other times not captured in the Peak or Shoulder windows.	
	Customer Choice 0-160 MWh p.a. regardless of kVA	Demand – Annual	\$/kVA/day	Highest 30 minute demand interval during the last 12 months.	
		Interval meter	Export Free – Solar Sponge Allowance	\$/kWh	9kWh per day free of charge in six hour window of 10:00am – 4:00pm.
	0-30kW export capacity				If export between 10:00am – 4:00pm is less than 9kWh, the remainder of the free allowance rolls over to the next WD or NWD, within a single billing period.
					Unused free allowance from a WD can only be used on another WD.
					Unused free allowance from a NWD can only be used on another NWD.
		Export Charge – Solar Sponge	\$/kWh	Six hour window of 10:00am – 4:00pm.	
		Export Free – All other times	\$/kWh	All export above 9kWh free allowance that occurs in the Solar Sponge window.	
Medium Business Time of Use Demand MBTOUDNE	Default, Opt-out 40-160 MWh p.a.	Fixed	\$/day	Fixed supply charge per annum.	
		Fixed	\$/day	Fixed metering charge per annum.	
	0-160 MWh p.a. and >120kVA	Usage – Peak	\$/kWh	5:00pm – 9:00pm All days November – March.	
		Usage – Shoulder	\$/kWh	7:00am – 5:00pm WD November – March and 7:00am – 9:00pm WD April – October.	
		Usage – Off Peak	\$/kWh	Off Peak pricing for all other times not captured in the Peak or Shoulder windows.	
	Customer Choice 0-160 MWh p.a. regardless of kVA	Demand – Annual	\$/kVA/day	Highest 30 minute demand interval during the last 12 months.	
		Interval meter			
	>30kW export capacity				

Interval meter tariff structures are based on local time: ACST/ ACDT.

Export tariffs will apply to all Small Business tariff class customers with solar and/or battery systems with 0-30kW export capacity from 1 July 2025. Small Business customers with solar and/or battery systems with >30kW export capacity will not be subject to an export tariff.

Network Tariff	Status/ Metering	Components	Measurement	Charging Parameter
Small Business Time of Use Electrify SBELE	Customer Choice <120kVA	Fixed	\$/day	Fixed supply charge per annum.
		Fixed	\$/day	Fixed metering charge per annum.
	Interval meter	Usage – Peak	\$/kWh	5:00pm – 9:00pm All days.
		Usage – Shoulder	\$/kWh	7:00am – 10:00am and 4:00pm – 5:00pm WD.
		Usage – Off Peak	\$/kWh	Off Peak pricing for all other times not captured in the Peak or Shoulder windows.
		Export Free – Solar Sponge Allowance	\$/kWh	9kWh per day free of charge in six hour window of 10:00am – 4:00pm. If export between 10:00am – 4:00pm is less than 9kWh, the remainder of the free allowance rolls over to the next WD or NWD, within a single billing period. Unused free allowance from a WD can only be used on another WD. Unused free allowance from a NWD can only be used on another NWD.
		Export Charge – Solar Sponge	\$/kWh	Six hour window of 10:00am – 4:00pm. All export above 9kWh free allowance that occurs in the Solar Sponge window.
		Export Credit – Peak	\$/kWh	Four hour window of 5:00pm – 9:00pm November – March.
		Export Free – All other times	\$/kWh	14 hours per day November – March. 18 hours per day April – October.
		Small Business Time of Use Electrify SBELENE	Customer Choice <120kVA	Fixed
Interval meter	Fixed	\$/day	Fixed metering charge per annum.	
	Usage – Peak	\$/kWh	5:00pm – 9:00pm All days.	
>30kW export capacity	Usage – Shoulder	\$/kWh	7:00am – 10:00am and 4:00pm – 5:00pm WD.	
	Usage – Off Peak	\$/kWh	Off Peak pricing for all other times not captured in the Peak or Shoulder windows.	
24 Hour Unmetered UM	Default tariff	Usage	\$/kWh	Anytime usage charge.
	Calculated consumption			

Interval meter tariff structures are based on local time: ACST/ ACDT.

Export tariffs will apply to all Small Business tariff class customers with solar and/or battery systems with 0-30kW export capacity from 1 July 2025. Small Business customers with solar and/or battery systems with >30kW export capacity will not be subject to an export tariff.

4.3 Large Low Voltage Business

SA Power Networks has three tariffs in the Large Low Voltage Business tariff class:

- Large Low Voltage Business Annual Demand (**LBAD**)
- Large Low Voltage Business Annual Demand Flexible (**LBADF**)
- Large Low Voltage Business Monthly Demand (**LBMD**)

There are no export tariffs for Large Low Voltage Business customers.

Figure 12: Large Low Voltage Business tariff charging windows

LBAD | Large Low Voltage Business Annual Demand

LBADF | Large Low Voltage Business Agreed Demand Flexible

LBMD | Large Low Voltage Business Monthly Demand

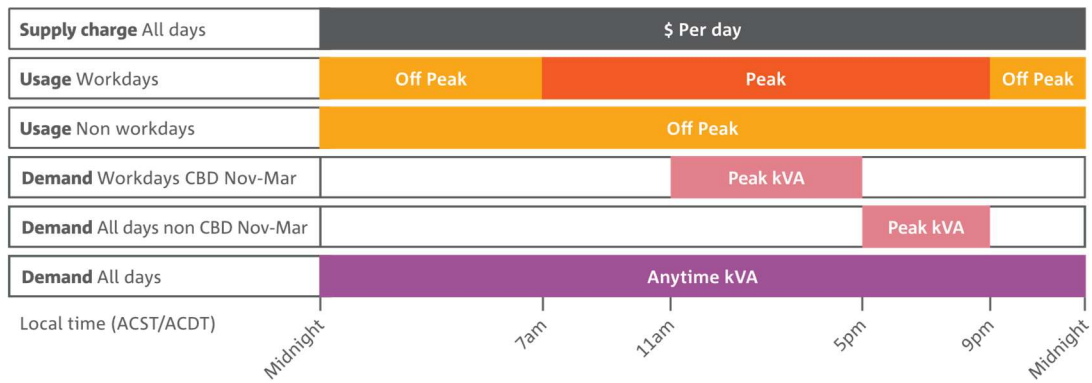


Table 7: Large Low Voltage Business tariff structures and charging parameters

Network Tariff	Status/ Metering	Components	Measurement	Charging Parameter
Large Low Voltage Business Annual Demand LBAD	Default, Opt-out Interval meter	Fixed	\$/day	Fixed supply charge per annum.
		Usage – Peak	\$/kWh	7:00am – 9:00pm WD.
		Usage – Off Peak	\$/kWh	At all other times not captured in the Peak window.
		Demand – Peak Annual	\$/kVA/day	Highest daily average demand during the last 12 months November – March: <ul style="list-style-type: none"> CBD 11:00am – 5:00pm WD Non CBD 5:00pm – 9:00pm All days Peak demand values billed all year round.
		Demand – Anytime Annual	\$/kVA/day	Highest 30 minute demand interval during the last 12 months.
Large Low Voltage Business Annual Demand Flexible LBADF	Customer Choice Interval meter	Fixed	\$/day	Fixed supply charge per annum.
		Usage – Peak	\$/kWh	7:00am – 9:00pm WD.
		Usage – Off Peak	\$/kWh	At all other times not captured in the Peak window.
		Demand Firm – Peak Agreed	\$/kVA/day	Agreed demand November – March on days when the temperature is 38 degrees or above as measured at West Terrace Adelaide or as otherwise agreed with regional customers: <ul style="list-style-type: none"> CBD 11:00am – 5:00pm WD Non CBD 5:00pm – 9:00pm All days Peak demand values billed all year round.
		Demand Firm – Anytime Agreed	\$/kVA/day	Agreed demand determined by the highest 30 minute demand interval during the last 12 months.
		Demand Flex – Anytime Agreed	\$/kVA/day	Agreed demand determined by the highest 30 minute demand interval during the last 12 months.
				Flexible Anytime Demand amount must be at least 500kVA and not less than 20% of total Anytime Demand.
				The energy demand of the site must be able to comply with SA Power Networks' flexible net load limits.
Large Low Voltage Business Monthly Demand LBMD	Customer Choice Interval meter	Fixed	\$/day	Fixed supply charge per annum.
		Usage – Peak	\$/kWh	7:00am to 9:00pm WD.
		Usage – Off Peak	\$/kWh	At all other times not captured in the Peak window.
		Demand – Peak Monthly	\$/kVA/day	Highest daily average demand during the month November – March: <ul style="list-style-type: none"> CBD 11:00am – 5:00pm WD Non CBD 5:00pm – 9:00pm All days Peak demand values billed November – March.
		Demand – Anytime Annual	\$/kVA/day	Highest 30 minute demand interval during the last 12 months.

Interval meter tariff structures are based on local time: ACST/ ACDT.

4.4 High Voltage Business

SA Power Networks has four tariffs in the High Voltage Business tariff class:

- High Voltage Business Annual Demand (**HVAD**)
- High Voltage Business Annual Demand <500kVA (**HVAD500**)
- High Voltage Business Annual Demand Flexible (**HVADF**)
- High Voltage Business Monthly Demand (**HVMD**)

There are no export tariffs for High Voltage Business customers.

Figure 13: High Voltage Business tariff charging windows

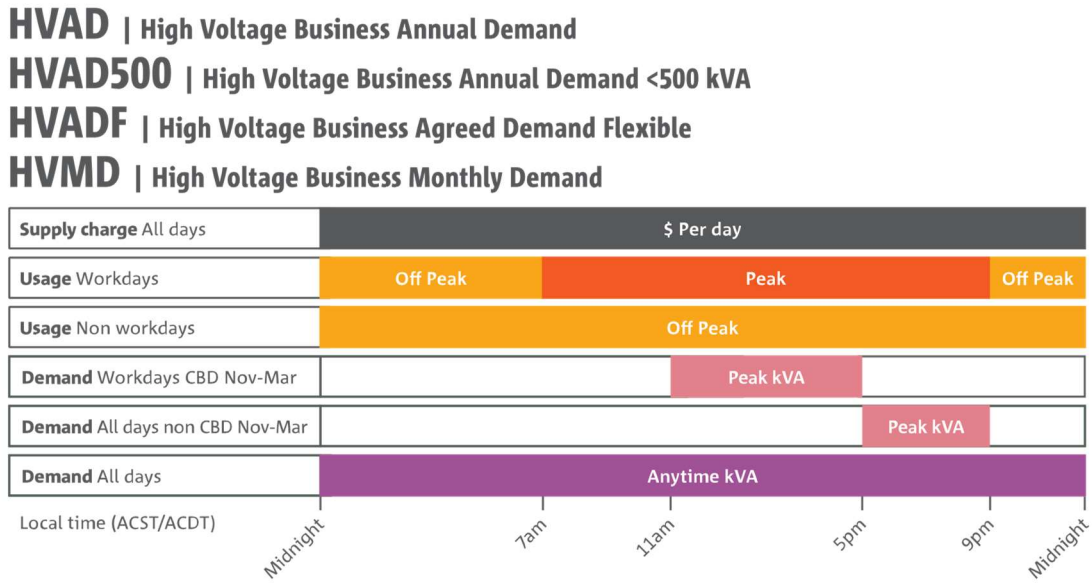


Table 8: High Voltage Business tariff structures and charging parameters

Network Tariff	Status/ Metering	Components	Measurement	Charging Parameter		
High Voltage Business Annual Demand HVAD	Default, Opt-out Interval meter	Fixed	\$/day	Fixed supply charge per annum.		
		Usage – Peak	\$/kWh	7:00am – 9:00pm WD.		
		Usage – Off Peak	\$/kWh	At all other times not captured in the Peak window.		
		Demand – Peak Annual	\$/kVA/day	Highest daily average demand during the last 12 months November – March: <ul style="list-style-type: none"> CBD 11:00am – 5:00pm WD Non CBD 5:00pm – 9:00pm All days Peak demand values billed all year round.		
High Voltage Business Annual Demand <500kVA HVAD500		Demand – Anytime Annual	\$/kVA/day	Highest 30 minute demand interval during the last 12 months.		
		High Voltage Business Annual Demand Flexible HVADF	Customer Choice Interval meter	Fixed	\$/day	Fixed supply charge per annum.
		Usage – Peak		\$/kWh	7:00am – 9:00pm WD.	
		Usage – Off Peak		\$/kWh	At all other times not captured in the Peak window.	
Demand Firm – Peak Agreed	\$/kVA/day	Agreed demand November – March on days when the temperature is 38 degrees or above as measured at West Terrace Adelaide or as otherwise agreed with regional customers: <ul style="list-style-type: none"> CBD 11:00am – 5:00pm WD Non CBD 5:00pm – 9:00pm All days Peak demand values billed all year round.				
		Demand Firm – Anytime Agreed	\$/kVA/day	Agreed demand determined by the highest 30 minute demand interval during the last 12 months.		
		Demand Flex – Anytime Agreed	\$/kVA/day	Agreed demand determined by the highest 30 minute demand interval during the last 12 months.		
				Flexible Anytime Demand amount must be at least 500kVA and not less than 20% of total Anytime Demand.		
				The energy demand of the site must be able to comply with SA Power Networks' flexible net load limits.		
High Voltage Business Monthly Demand HVMD	Customer Choice Interval meter	Fixed	\$/day	Fixed supply charge per annum.		
		Usage – Peak	\$/kWh	7:00am to 9:00pm WD.		
		Usage – Off Peak	\$/kWh	At all other times not captured in the Peak window.		
		Demand – Peak Monthly	\$/kVA/day	Highest daily average demand during the month November – March: <ul style="list-style-type: none"> CBD 11:00am – 5:00pm WD Non CBD 5:00pm – 9:00pm All days Peak demand values billed November – March.		
		Demand – Anytime Annual	\$/kVA/day	Highest 30 minute demand interval during the last 12 months.		

Interval meter tariff structures are based on local time: ACST/ ACDT.

4.5 Major Business

SA Power Networks has four tariffs in the Major Business tariff class:

- Zone Substation (**ZSS**)
- Zone Substation Flexible (**ZSSF**)
- Sub Transmission (**STR**)
- Sub Transmission Flexible (**STRF**)

There are no export tariffs for Major Business customers.

Figure 14: Major Business tariff charging windows

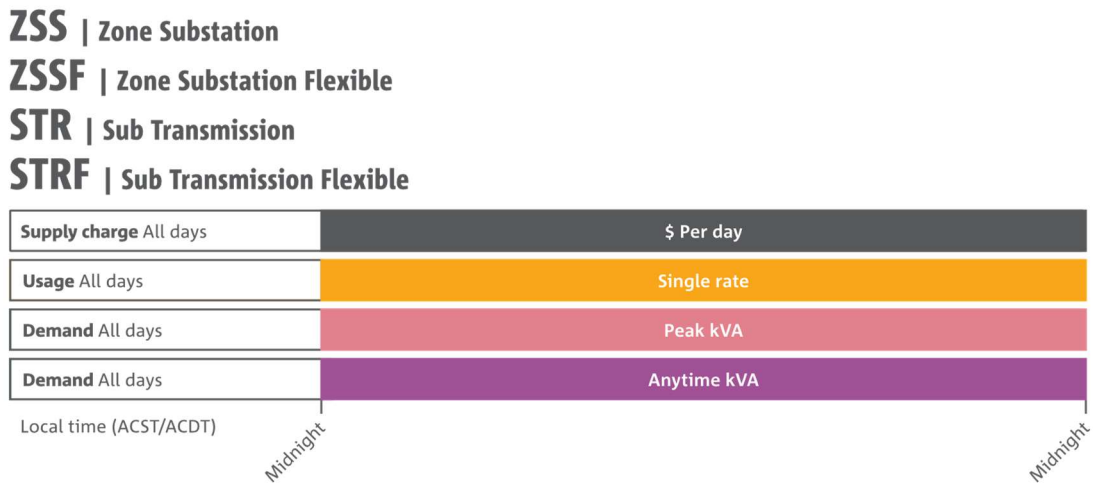


Table 9: Major Business tariff structures and charging parameters

Network tariff	Status	Components	Measurement	Charging Parameter
Zone Substation Non-Locational ZSS Sub Transmission Non-Locational STR	Default tariff, Opt-out <i>Tariff calculated for individual customers</i>	Fixed	\$/day	Fixed supply charge per annum.
		Usage	\$/kWh	Anytime based on usage.
		Demand – Peak Agreed	\$/kVA day	Agreed demand determined by the highest 30 minute demand interval during a time window determined by transmission pricing requirements which vary across the State.
		Demand – Anytime Agreed	\$/kVA day	Agreed demand determined by the highest 30 minute demand interval during the last 12 months.
Minimum of 5,000 kVA.				
Zone Substation Non-Locational Flexible ZSSF Sub Transmission Non-Locational Flexible STRF	Customer Choice <i>Tariff calculated for individual customers</i>	Fixed	\$/day	Fixed supply charge per annum.
		Usage	\$/kWh	Anytime based on usage.
		Demand Firm – Peak Agreed	\$/kVA day	Agreed demand November – March on days when the temperature is 38 degrees or above as measured at West Terrace Adelaide or as otherwise agreed with regional customers during a time window determined by transmission pricing requirements which vary across the State.
		Demand Firm – Anytime Agreed	\$/kVA day	Agreed demand determined by the highest 30 minute demand interval during the last 12 months.
Minimum 5,000 kVA (Firm + Flex).				
		Demand Flex – Anytime Agreed	\$/kVA day	Agreed demand determined by the highest 30 minute demand interval during the last 12 months.
Flexible Anytime Demand amount must be at least 1,000kVA and not less than 20% of total Anytime Demand.				
The energy demand of the site must be able to comply with SA Power Networks' flexible net load limits.				

Interval meter tariff structures are based on local time: ACST/ ACDT.

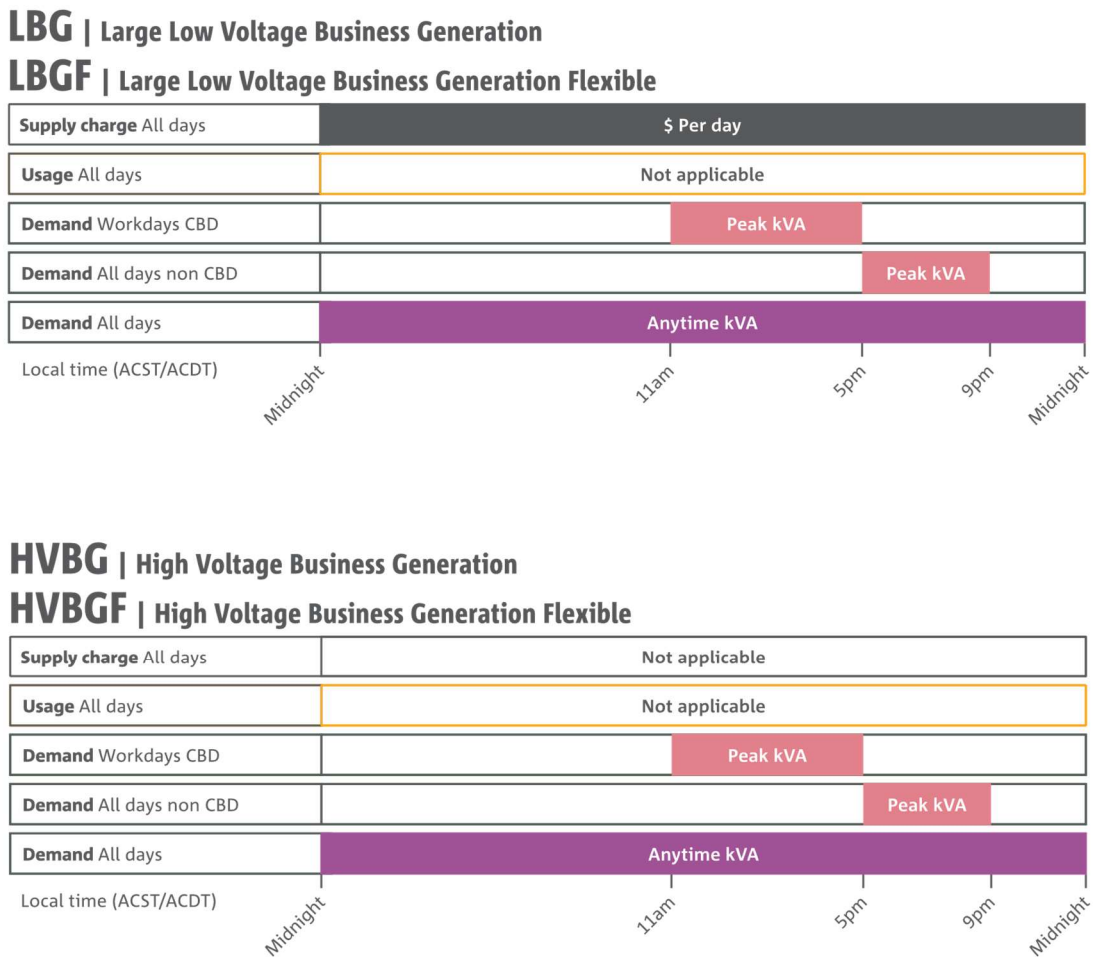
4.6 Large Business Generation

SA Power Networks has eight tariffs for Large Business Generation customers across the Low Voltage, High Voltage and Major Business tariff classes:

- The default Large Low Voltage Business Generation (**LBG**)
- The customer choice Large Low Voltage Business Generation Flexible (**LBGF**)
- The default High Voltage Business Generation (**HVBG**)
- The customer choice High Voltage Business Generation Flexible (**HVBGF**)
- The default Zone Substation Generation (**ZSSG**)
- The customer choice Zone Substation Generation Flexible (**ZSSGF**)
- The default Sub Transmission Generation (**STRG**)
- The customer choice Sub Transmission Generation Flexible (**STRGF**)

There are no export tariffs for Large Business Generation customers.

Figure 15: Large Business Generation tariff charging windows



ZSSG | Zone Substation Generation

ZSSGF | Zone Substation Generation Flexible

STRG | Sub Transmission Generation

STRGF | Sub Transmission Generation Flexible

Supply charge All days	Not applicable
Usage All days	Not applicable
Demand All days	Peak kVA
Demand All days	Anytime kVA

Local time (ACST/ACDT)

Midnight Midnight

Table 10: Large Business Generation tariff structures and charging parameters

Network Tariff	Status/ Metering	Components	Measurement	Charging Parameter
Large Low Voltage Business Generation LBG	Default, Opt-out Interval meter	Fixed	\$/day	Fixed supply charge per annum (LV supplies only).
		Usage – Peak	\$/kWh	Not applied to Generation supplies.
HV Business Generation HVBG	<i>Generation includes Generation-only batteries</i>	Usage – Off Peak	\$/kWh	Not applied to Generation supplies.
		Demand – Peak Agreed	\$/kVA/day	Highest daily average demand during the last 12 months November – March: <ul style="list-style-type: none"> CBD 11:00am – 5:00pm WD Non CBD 5:00pm – 9:00pm All days Peak demand values billed all year round.
		Demand – Anytime Agreed	\$/kVA/day	Highest 30 minute demand interval during the last 12 months.
Large Low Voltage Business Generation Flexible LBGF	Customer Choice Interval meter	Fixed	\$/day	Fixed supply charge per annum (LV supplies only).
		Usage – Peak	\$/kWh	Not applied to Generation supplies.
		Usage – Off Peak	\$/kWh	Not applied to Generation supplies.
High Voltage Business Generation Flexible HVBGF	<i>Generation includes Generation-only batteries</i>	Demand Firm – Peak Agreed	\$/kVA/day	Agreed demand November – March on days when the temperature is 38 degrees or above as measured at West Terrace Adelaide or as otherwise agreed with regional customers: <ul style="list-style-type: none"> CBD 11:00am – 5:00pm WD Non CBD 5:00pm – 9:00pm All days Peak demand values billed all year round.
		Demand Firm – Anytime Agreed	\$/kVA/day	Agreed demand determined by the highest 30 minute demand interval during the last 12 months.
		Demand Flex – Anytime Agreed	\$/kVA/day	Agreed demand determined by highest 30 minute demand interval during the last 12 months.
				Flexible Anytime Demand amount must be at least 500kVA and not less than 20% of total Anytime Demand.
				The energy demand of the site must be able to comply with SA Power Networks' flexible net load limits.
Zone Substation Non-Locational Generation ZSSG	Default, Opt-out <i>Tariff amended for individual customers</i>	Fixed	\$/day	Not applicable.
		Usage	\$/kWh	Not applicable.
Sub Transmission Non-Locational Generation STRG	<i>Generation includes Generation-only batteries</i>	Demand – Peak Agreed	\$/kVA day	Agreed demand determined by the highest 30 minute demand interval during a time window determined by transmission pricing requirements which vary across the State.
		Demand – Anytime Agreed	\$/kVA day	Agreed demand determined by the highest 30 minute demand interval during the last 12 months.
				Minimum of 5,000 kVA.

Interval meter tariff structures are based on local time: ACST/ ACDT.

Network Tariff	Status/ Metering	Components	Measurement	Charging Parameter
Zone Substation	Customer	Fixed	\$/day	Not applicable.
Non-Locational	Choice	Usage	\$/kWh	Not applicable.
Generation	<i>Tariff amended</i>	Demand Firm –	\$/kVA day	Agreed demand November – March on days when the temperature is 38 degrees or above as measured at West Terrace Adelaide or as otherwise agreed with regional customers during a time window determined by transmission pricing requirements which vary across the State.
Flexible ZSSGF	<i>for individual customers</i>	Peak Agreed		
Sub Transmission	<i>Generation</i>			
Non-Locational	<i>includes</i>			
Generation	<i>Generation-only</i>			
Flexible STRGF	<i>batteries</i>	Demand Firm –	\$/kVA day	Agreed demand determined by the highest 30 minute demand interval during the last 12 months.
		Anytime Agreed		Minimum 5,000 kVA (Firm + Flex).
		Demand Flex –	\$/kVA day	Agreed demand determined by the highest 30 minute demand interval during the last 12 months.
		Anytime Agreed		Flexible Anytime Demand amount must be at least 1,000kVA and not less than 20% of total Anytime Demand.
				The energy demand of the site must be able to comply with SA Power Networks’ flexible net load limits.

Interval meter tariff structures are based on local time: ACST/ ACDT.

4.7 Trial tariffs

SA Power Networks will continue to use tariff trials to develop new innovative tariffs for the 2025-30 RCP. In 2025/26, we intend to continue and evolve the Diversify trial tariff from 2024/25. Diversify offers a daily rebate to incentivise residential customers with devices that have the ability to receive and respond to dynamic distribution network signals. The objective of this trial tariff is to better understand how customers respond to financial rewards in exchange for offering flexibility.

5 Approach to setting tariffs

The Rules⁸ specify that SA Power Networks’ TSS must comply with the pricing principles for direct control services. The network pricing objective as specified within the Rules⁹, requires that our tariff charges should reflect our efficient costs of providing these services to customers using these tariffs. The efficient costs of a distribution network service provider are determined by the AER during the five-year regulatory reset process.

Our TSS demonstrates how SA Power Networks’ network tariffs for the 2025-30 RCP comply with the requirements of the Rules and the AER’s final decision for the 2025-30 RCP in respect of the side constraints and pricing principles. For more information on the consideration that SA Power Networks applied when setting tariffs for the 2025-30 RCP, refer to the associated detail in **Attachment 18 – Tariff Structure Statement Part B – Explanatory Statement - January 2024**.

⁸ NER, clause 6.18.1A(b).

⁹ NER, clause 6.18.5(a).

5.1 Pricing relativities in 2025-30 RCP

SA Power Networks will continue with a number of price relativities established in the 2020-25 RCP for tariffs within a tariff class, as well as establish new relativities for certain tariffs in the 2025-30 RCP. These relativities ensure that any price changes over the 2025-30 RCP affect all tariff prices equally. They also ensure equity between those customers on accumulation and interval meters, and between those customers who remain on default tariffs and those on customer choice tariffs. Distribution network prices have not been biased to favour one tariff over another, although the customer choice tariffs will be preferable for a cohort of customers.

The development of these relativities and analysis is detailed in **Attachment 18 – Tariff Structure Statement Part B – Explanatory Statement - January 2024**.

Pricing relativities apply only to the Distribution Use of System (**DUoS**) components of the tariff unless specifically noted. Pricing for Transmission Use of System (**TUoS**) components will be in line with the tariff movements dictated by forecasted required recoveries and usage.

The cost pass through of the SA Government’s premium feed in tariff (**PV FiT**) scheme has a single price for each tariff class comprising either supply charge plus usage (Residential and Small Business tariff classes), or usage charge only (Large Business tariff classes).

5.1.1 Residential

- All residential tariffs have the same supply charge
- Supply charge to increase by \$10 p.a. from 2024/25 to 2025/26 and then move by the average Residential tariff class movement for all subsequent years.
- RTOU Peak usage is 130.6% of the RSR price
- RTOU Off Peak usage is 65.3% of the RSR price
- RTOU Solar Sponge usage is 32.7% of the RSR price
- RESELE Peak usage is 220.4% of the RSR price
- RESELE Shoulder usage is 65.4% of the RSR price
- RESELE Solar Sponge usage is 19.6% of the RSR price
- Off Peak Controlled Load usage is 50% of the RSR price
- Controlled Load TOU usage prices are identical to RTOU prices
- Interval meter export charge to be \$0.01 per kWh p.a. during 2025-30 RCP
- Accumulation meter export charge to be \$0.0075 per kWh p.a. during 2025-30 RCP
- Interval meter export reward is 62% of RESELE Peak price

5.1.2 Small Business

Small Business 0-40MWh p.a.

- BSR, B2R, SBTOU and SBELE all have the Residential supply charge
- B2R Peak usage is 112.7% of BSR price
- B2R Off Peak usage is 56.3% of BSR price
- Off Peak Controlled Load usage is 50% of the RSR price
- SBTOU Peak usage is 150% of the BSR price
- SBTOU Shoulder usage is 104.4% of the BSR price
- SBTOU Off Peak usage is 56.4% of the BSR price
- SBELE Peak usage is 190% of the BSR price
- SBELE Shoulder usage is 98% of the BSR price
- SBELE Off Peak usage is 56% of the BSR price

- Interval meter export charge to be \$0.01 per kWh p.a. during 2025-30 RCP
- Accumulation meter export charge to be \$0.0075 per kWh p.a. during 2025-30 RCP
- Export reward is the same as the RESELE export reward
- Unmetered supply usage is 65.4% of DUoS BSR price and 68.7% of TUoS BSR price

Medium Business 40-160MWh p.a.

- MBTOUD supply charge to be 239.1% of the BSR supply charge
- MBTOUD usage is 72.2% of SBTou prices
- MBTOUD demand charge is equal to 256.2 kWh of the BSR price
- Interval meter export charge to be \$0.01 per kWh p.a. during 2025-30 RCP

5.1.3 Large Low Voltage Business

- LBAD Peak usage is 160% of LBAD Off Peak price
- LBMD Peak demand charge is equal to 1.5 times the LBAD Peak demand charge
- All other LBMD prices are as per LBAD
- LBADF Flexible Anytime demand charge is 50% of LBAD Anytime demand charge
- LBADF All other prices are as per LBAD

5.1.4 High Voltage Business

- HVAD Peak usage is 160% of HVAD Off Peak price
- HVMD Peak demand charge is equal to 1.5 times the HVAD Peak demand charge
- All other HVMD rates are as per HVAD
- HVADF Flexible Anytime demand charge is 50% of HVAD Anytime demand charge
- HVADF all other prices are as per HVAD
- HVAD500 all prices are the same as LBAD

5.1.5 Major Business

- There are no price relativities for Major Business tariffs

5.1.6 Large Business Generation

- LBG supply and demand charges are the same as LBAD
- LBGF Flexible Anytime demand charge is 50% of LBG Anytime demand charge
- LBGF All other prices are as per LBG
- HVBG demand charges are the same as HVAD
- HVBGF Flexible Anytime demand charge is 50% of HVBG Anytime demand charge
- HVBGF All other prices are as per HVBG
- ZSSG demand charges are the same as ZSS
- ZSSGF Flexible Anytime demand charge is 50% of ZSSG Anytime demand charge
- ZSSGF All other prices are as per ZSSG
- STRG demand charges are the same as STR
- STRGF Flexible Anytime demand charge is 50% of STRG Anytime demand charge
- STRGF All other prices are as per STRG

5.2 Side constraints

SA Power Networks under the Rules¹⁰ is limited to the annual movement of revenue recovery between tariff classes. Any tariff class cannot face increases that are more than the permissible percentage as outlined in the Rules. The side constraint applies to DUoS only and/or the tariff class as a whole, and not to individual tariffs, tariff elements nor individual customer outcomes.

Compliance with this side constraint is addressed in our Annual Pricing Proposals (**APP**) and is not discussed in detail in this TSS. SA Power Networks will ensure that the annual increase of each tariff class, weighted average DUoS price is not more than the permissible percentage overall.

Section 5.8 looks at our approach applied to unforeseen changes when preparing our APP. This approach may require different rates of price changes in different tariff classes. The side constraints will apply where any increase to a tariff class is greater than the permissible percentage, resulting in price changes for that tariff class over multiple years. Unless unforeseen changes require a different tariff increase to the average, the tariff constraint should not bind during the 2025-30 RCP.

5.3 Standalone and avoidable costs

The Rules¹¹ require SA Power Networks to ensure that the revenue recovered for each tariff class lies between:

- an upper bound, representing the stand-alone cost of serving the retail customers who belong to that class; and
- a lower bound, representing the avoidable cost of not serving those retail customers.

Therefore, the standalone and avoidable costs for a tariff class must be set between the costs necessary to only supply that tariff class (i.e. a standalone price) and the costs that could be avoided if that tariff class were not supplied at all. This ensures that tariffs cannot be set below the incremental cost to supply these customers and do not exceed the cost of only supplying these customers. These approaches are used to calculate the revenues for each SCS tariff class. The costs are compared with the weighted average revenue derived from SA Power Networks' tariffs.

Attachment 18 – Tariff Structure Statement Part B – Explanatory Statement - January 2024, contains a breakdown of the revenue expected to be recovered from each of SA Power Networks' tariff classes in 2025/26 compared with the stand-alone and avoidable costs.

5.4 Long run marginal costs (LRMC)

5.4.1 Consumption LRMC

The consideration of Long Run Marginal Cost (**LRMC**) applies where price signaling charging parameters (Peak period energy and demand related components) form part of a tariff. SA Power Networks aims to ensure that where price signals are varied, they are moved in such a direction as to improve alignment with the LRMC. Charging components that materially over recover or under recover the LRMC would not pass on an efficient pricing signal to customers that represents their cost of utilising the distribution network.

¹⁰ NER, clause 6.18.6.

¹¹ NER, clause 6.18.5(e).

In the 2025-30 TSS we have applied the average incremental cost (**AIC**) approach to determine the distribution network LRMC for each of our tariff classes. This approach is consistent with the 2020-25 TSS. The AIC approach has been calculated at the following levels:

- a. Sub Transmission
- b. Zone Substation
- c. HV Feeder
- d. Distribution Substation
- e. LV Feeder

The marginal cost at each level has been determined using the following equation:

$$LRMC (AIC) = \frac{\text{Present Value (Growth related capex)} + \text{Present Value (Growth related opex)}}{\text{Present Value (incremental demand)}}$$

Where:

- *Growth related capex* is annualised capital expenditure to meet the additional demand over the forecast period;
- *Growth related opex* is the incremental annual cost of operating and maintaining newly constructed assets over the forecast period;
- *Incremental demand* is the forecast change in kVA demand compared with the 2024/25 base year; and
- *Present Value* stands for the present value of that calculation.

The LRMC of our distribution network (\$/kVA p.a.) is included in Table 11.

Table 11: SA Power Networks LRMC \$/kVA p.a. (\$ June 2025)

Voltage Step	Tariff Class	Step	Total ¹²
ST	Major Business Sub Transmission	\$9.92	\$9.92
HV Bus	Major Business Zone Sub Station	\$23.59	\$33.51
HV Network	High Voltage Business	\$25.91	\$59.43
LV Bus	Large Low Voltage Business	\$13.04	\$72.46
LV Network	Combined Small Business and Residential	\$11.12	\$83.58

The way in which the LRMC and the balance of efficient costs have been taken into account by SA Power Networks in establishing the 2025-30 RCP tariffs has involved the following considerations:

- a. **Ensuring the demand price signalling components reasonably signal the LRMC**
For Large Business, our Peak demand DUoS charges reflect the LRMC of the distribution network upstream of the connection voltage. An Anytime demand charge is also applied which targets the cost of connection voltage assets.
- b. **Use of price signalling components where practicable**
Where Accumulation meters are in use and demand cannot be effectively signalled, energy rates have been structured to recover efficient costs. However, the metering does not indicate usage during high consumption periods, so we have retained relatively simple tariff structures that recover the efficient costs for the tariff's assigned customers.

¹² Numbers do not add up due to rounding.

c. Revenue recovery through non-distortionary charging parameters

For cost reflective tariffs, demand charging parameters recover a proportion of the total revenue reflecting high distribution network utilisation period future costs. The balance of revenue recovery takes place in the least distortionary manner possible, through fixed supply charges for the efficient costs of local assets and customer service with the balance recovered through energy usage rates. Lower rates apply to usage outside of high network utilisation periods for Off Peak periods (two rate tariffs) and Controlled Load.

5.4.2 Export LRMC

We have estimated export LRMC using the AIC approach and on a \$/kWh basis. In our calculation, we use the incremental export energy kWh between 10:00am and 4:00pm since we are required to offer a basic export level without charge. The LRMC is calculated only at the LV distribution network level because our charging parameters for export services are designed for LV customers. The equation for LRMC export is provided below.

$$LRMC (AIC) = \frac{\text{Present Value (Growth related capex)} + \text{Present Value (Growth related opex)}}{\text{Present Value (incremental export between 10am – 4pm)}}$$

The LRMC \$/kWh for LV distribution network customers is estimated at \$0.0163. In establishing the export charge for the 2025-30 RCP, SA Power Networks noted that the export charge \$/kWh is lower than the estimated LRMC \$/kWh because of the following considerations:

- a. Export expenditure is recovered from all LV customers that are exporting above the free basic export level therefore a higher number of customers are eligible for the export charge than in the incremental export calculation.
- b. In our export LRMC calculation, we use the incremental volume above the free basic export level enabled by the expenditure. In contrast, the export recovery charge is based on the total volume above the free basic export level. A higher denominator will result in a lower export charge.
- c. In translating the LRMC estimates to charging parameters, no residual costs are included within our export charge unlike the charging parameters for consumption charges. Therefore, the export charge only recovers the efficient costs for the export customers resulting in a lower export charge.

5.5 Revenue cost allocation across tariff classes

Distribution

SA Power Networks will allocate SCS revenue across tariff classes based on analysis of each tariff class.

Analysis of each tariff class is based on the following categories:

- The number of customers within the tariff class (NMIs)
- The annual energy usage of the tariff class (GWh at pool exit)
- The diversified Peak demand¹³ of the tariff class (MVA)

Each of these categories has been combined to show a tariff class's proportion of the distribution network utilisation.

¹³ In this context the diversified Peak demand is relative to the tariff class, not the distribution network. To allocate based on the diversified demand of the distribution network would lead to a disproportionate recovery from certain tariff classes, leading to an inequitable outcome.

We have then created eight asset categories, reflecting different voltage steps and individual customer driven items within the distribution network. These have then been allocated based on use of the assets by demand, usage, or customers.

The voltage steps of the distribution network have an allocation of 50 percent demand and 50 percent usage which we have found to broadly reflect the LRMC of the distribution network. It should be noted that the actual tariffs are priced using the actual LRMC calculation, not the 50 percent cost allocation. The balance of charges within these asset categories is allocated in a non-distortionary manner using energy. If we need to consider pricing for a potentially constrained distribution network in the 2025-30 RCP, we will look at other variations to this for those specific locations and consider a Customer Choice tariff/rebate. The variation might have a stronger demand signal reflecting the local LRMC. Customers would retain the right to access state-wide prices despite the constraint.

The Low Voltage lines class has been allocated on an equal basis between demand, usage and NMIs as it reflects both utilisation of the distribution network as well as connection services and needs of individual customers accessing the distribution network. The Customer related, Services, Guaranteed Service Level (GSL) payment classes are allocated 100 percent by NMIs to reflect the drivers of these costs.

Metering revenue is allocated 100 percent by NMIs in accordance with the methodology outlined in the Guidance note.

Tariff classes are only allocated to asset categories they utilise. For example, a High Voltage customer is not allocated to costs in the Low Voltage asset category. Figure 16 outlines how SA Power Networks allocates revenue to tariff classes. This ensures that tariffs reflect the efficient costs incurred in supplying customers using those tariffs.

Figure 16: Cost allocation across network elements and tariff classes

ALLOCATION BASIS TO TARIFF CLASS	TARIFF CLASSES				
	Major Business	Large HV business	Large LV Business	Small Business	Residential
Number of Customers (NMIs)	0.0%	0.0%	0.5%	10.0%	89.5%
Diversified Demand (MVA)	4.5%	6.3%	27.3%	17.5%	44.4%
Usage GWh (at Pool Exit)	9.2%	7.8%	32.4%	16.4%	34.2%
Distribution (SA Power Networks)					
Sub Transmission lines	8% of Revenue allocated 50% Demand and 50% Usage				
Zone Substations	17.5% of Revenue allocated 50% Demand and 50% Usage				
High Voltage lines	33.3% of Revenue allocated 50% Demand and 50% Usage				
Distribution transformers	17% of Revenue allocated 50% Demand and 50% Usage				
Low Voltage lines	15% of Revenue allocated 33.3% each to NMI/Demand/Usage				
Services, GSLs	6.2% of Revenue allocated on a per NMI basis				
Customer related	3% of Revenue allocated on a per NMI basis				
Metering	100% of Metering Revenue allocated on a per NMI basis				
Transmission (ElectraNet)					
Transmission exit	9% Peak Demand allocation				
Transmission locational	26% Peak Demand allocation				
Transmission non-locational	6% Locational passthrough		34% Demand		25% Usage
Transmission common service					
SA Government Schemes (PV FiT recovery)					
PV FiT recovery	37% of charges allocated on DUoS proportion				63%

Transmission

Large and Major Business customers with greater than 10MVA or 40GWh p.a., have transmission charges individually calculated to ensure the pass through of ElectraNet pricing signals.

Excluding those costs allocated to transmission locational customers, transmission locational prices (relating to the transmission exit and locational charges) are allocated based on each tariff class's diversified demand. Transmission non-locational and common services charges are allocated by customer tariff class as follows:

- Large Low Voltage and High Voltage customers have an allocation based on their diversified kW demand as this provides the lower price.
- Small Business and Residential customers are allocated the balance of these charges on a per MWh basis. This should be at a lower price than the ElectraNet published price adjusted for losses.

This arrangement ensures a reasonable pass through of the ElectraNet price structure and equitable outcomes for all customers.

SA Government schemes

SA Government schemes can be imposed at any point during an RCP and SA Power Networks is required to implement them via the APP. In 2025-30 RCP there is one scheme in place, PV FiT, which is a continuation of the scheme from the 2020-25 RCP.

The revenue recovery of the PV FiT scheme remains unchanged from previous allocation methodology applied in the 2020-25 RCP as it reflects the primary driver of these costs based on historical PV FiT incentive schemes. This allocation is primarily borne by the Residential tariff class with a 63 percent allocation whilst the remaining tariff classes receive the balance of charges in line with their allocation of DUoS revenue.

The PV FiT scheme concludes on 30 June 2028.

5.6 Supply charges for individually calculated tariffs

SA Power Networks will apply individually calculated tariffs for those Large and Major Business customers that qualify for a locational transmission price. The transmission price will be a direct pass through of the ElectraNet price schedule where possible, with a reasonable allocation of exit charges to the customer.

Where Large and Major Business customers have unique distribution supply arrangements and/or an ability to bypass some components of the distribution network at a lower price, SA Power Networks will include an individually calculated distribution price component for the bypass/supply element and the standard distribution tariff beyond that point. Where possible, the calculation will use published distribution network prices. Historical agreements escalated by the Consumer Price Index (**CPI**) that pre-date these arrangements will continue to apply through the 2025-30 RCP.

5.7 Transmission system strength cost recovery

Transmission system strength charges are incurred if a distribution connected customer (**Distribution Network User**) elects to pay the transmission network for their system strength services rather than remediating their system strength impact. In accordance with the Rules¹⁴ SA Power Networks must bill the Distribution Network User at system strength connection points on the distribution network to pass through system strength charges.

SA Power Networks is required to bill the Distribution Network User on a passthrough basis so that the amount, structure, and timing of the amount billed by SA Power Networks replicates as far as is reasonably practicable the amount, structure, and timing of the corresponding system strength charge billed to SA Power Networks by the System Strength Service Provider, ElectraNet.

The bill to recover system strength charges from the Distribution Network User will be issued to the relevant Distribution Network User and will identify the system strength connection point and other information required by the Distribution Network User to verify the charge.

5.8 Approach applied to unforeseen changes when preparing the APP

Prices for the 2025-30 RCP have been set based on known 2022/23 outcomes for each tariff class, customer numbers, demands and usage applied to the allocation matrix in Figure 16. SA Power Networks will review subsequent years' outcomes, particularly when extreme summers (greater than 50 percent POE) have impacted all tariff classes. The resulting revenue cost allocations will be used as target tariff recoveries for each tariff class, which will reflect any unforeseen changes in the sales mix across the tariff classes. The side constraint of average price change of greater than 2 percent could apply if extreme changes occur. In this situation, tariff re-balancing between tariff classes will occur in consecutive years.

¹⁴ NER, clause 6.20.3A.

Glossary

Acronym / term	Definition
Accumulation meter	Legacy meter which records the amount (kWh) of energy consumed within accumulation registers. Sometimes referred to as a ‘Type 6’ meter.
ACS	Alternative Control Services
ACST	Australian Central Standard Time
ACDT	Australian Central Daylight Savings Time
AEMO	Australian Energy Market Operator
AER	Australian Energy Regulator
AIC	Average incremental cost
APP	Annual pricing proposal
B2R	Business Two Rate
B2RNE	Business Two Rate Non Export
B2RT	Business Two Rate Transition
BD	Business Actual Monthly Demand
BSR	Business Single Rate
BSRNE	Business Single Rate Non Export
BSRT	Business Single Rate Transition
Capex	Capital expenditure
CBD	Central business district
CER	Customer energy resources
CL	Time of Use Controlled Load
CPI	Consumer price index
Customer choice tariff	Optional tariff available to eligible customers within a tariff class.
Distribution Network	The assets and service which links energy customers to the transmission network.
Distribution Network User	A distribution customer or an embedded generator.
DUoS	Distribution use of system. The utilisation of the distribution network in the provision of electricity to consumers. A component of NUoS.
ESOO	Electricity Statement of Opportunities
Export	Generation energy delivered from customers into the distribution network.
GSL	Guaranteed service level
Guidance note	AER Legacy metering services – Guidance note November 2023
Guidelines	AER Export Tariff Guidelines May 2022
HBD	HV Business Actual Monthly Demand
HV	High voltage. Equipment or supplies at voltages of 7.6kV or 11kV.
HVAD	High Voltage Business Annual Demand
HVAD500	High Voltage Business Annual Demand <500kVA
HVADF	High Voltage Business Annual Demand Flexible
HVBG	High Voltage Business Generation
HVBGF	High Voltage Business Generation Flexible
HVMD	High Voltage Business Monthly Demand
Interval meter	A meter which records both the amount (kWh) of energy consumed as well as the time of consumption. May or may not record demand (kVA) and may or may not have remote communications capability.

kV	A kilo-volt is a unit of measurement for electric potential or voltage (1000 volts).
kVA	Kilo-volt amps are units of apparent total electrical power demand. Usually the Peak demand is referenced.
kW	Kilo-watts are units of instantaneous real electrical power demand.
kWh	Kilo-watt hours are units of electrical energy consumption.
Large customer	A customer who has annual consumption greater than 160MWh.
LBAD	Large Low Voltage Business Annual Demand
LBADF	Large Low Voltage Business Annual Demand Flexible
LBG	Large Low Voltage Business Generation
LBGF	Large Low Voltage Business Generation Flexible
LBMD	Large Low Voltage Business Monthly Demand
LRMC	Long run marginal cost
LV	Low voltage. Equipment or supply at a voltage of 230V single phase or 400V, three phase.
LVUU	Overnight unmetered tariff
LVUU24	24 hour unmetered tariff
MBTOUD	Medium Business Time of Use Demand
MBTOUDNE	Medium Business Time of Use Demand Non Export
MVA	Mega-volt amps are units of apparent total electrical power demand. Usually the Peak demand is referenced.
MW	Mega-watt. A thousand kilo-watts.
MWh	Mega-watt hours are units of electrical energy consumption. A thousand kilo-watt hours.
NEL	National Electricity Law
NER	National Electricity Rules
NMI	National metering identifier
NPV	Net present value
NUoS	Network use of system. The utilisation of the total electricity network in the provision of electricity to consumers.
NWD	Non workday. Saturday, Sunday and Public Holidays.
OPCL	Off Peak Controlled Load
Opex	Operating expenditure
POE	%POE refers to the forecasting scenario percentage Probability of Exceeding the forecast proposed.
PV	Photo-Voltaic
PV FIT	The SA Government solar photo voltaic feed in tariff.
RCP	Regulatory Control Period
RELE	Residential Electrify, a 2020-25 trial tariff to be replaced by RESELE in the 2025-30 RCP.
RELE2W	Residential Electrify two-way, a 2020-25 trial tariff to be replaced by RESELE in the 2025-30 RCP.
RESELE	Residential Electrify
RESELENE	Residential Electrify Non Export
RPRO	Residential Prosumer
RSR	Residential Single Rate
RSRNE	Residential Single Rate Non Export
RTOU	Residential Time of Use
RTOUNE	Residential Time of Use Non Export
Retailer	A Full Retail Contestability market participant (business) supplying electricity to customers.
Rules	National Electricity Rules
SAPS	Stand Alone Power System
SBD	Small Business Actual Monthly Demand

SBELE	Small Business Electrify
SBELENE	Small Business Electrify Non Export
SBTOU	Small Business Time of Use
SBTOUNE	Small Business Time of Use Non Export
SBTOUD	Small Business Time of Use Demand
SCS	Standard Control Services
Small customer	A customer consuming less than 160MWh p.a.
Sub Transmission	Equipment or supplies at voltage levels of 33kV or 66 kV.
STR	Sub Transmission
STRF	Sub Transmission Flexible
STRG	Sub Transmission Generation
STRGF	Sub Transmission Generation Flexible
Transmission Network	The assets and service that enable generators to transmit their electrical energy to population centres. Operating voltage of equipment is 275kV and 132kV with some at 66kV.
TSS	Tariff Structure Statement
TUoS	Transmission Use of System. The utilisation of the transmission network in the provision of electricity to consumers. A component of NUoS.
Unmetered supply	A connection to the distribution system which is not equipped with a meter and has calculated consumption. Connections to public lights, phone boxes, traffic lights and the like are not normally metered.
Volt	A volt is a unit of measurement for electric potential or voltage (1000 volts).
WD	Workday. Monday, Tuesday, Wednesday, Thursday, Friday excluding Public Holidays.
ZSS	Zone Substation
ZSSF	Zone Substation Flexible
ZSSG	Zone Substation Generation
ZSSGF	Zone Substation Generation Flexible

Appendix A – Indicative Pricing Schedules – Standard Control Services

Table 12: Indicative Residential pricing 2025-30 (\$ nominal)

Residential Customers	2025-26 Indicative				2026-27 Indicative				2027-28 Indicative				2028-29 Indicative				2029-30 Indicative				
	DUoS	TUoS	JSO	NUoS	DUoS	TUoS	JSO	NUoS	DUoS	TUoS	JSO	NUoS	DUoS	TUoS	JSO	NUoS	DUoS	TUoS	JSO	NUoS	
Residential Single Rate																					
Supply Charge	\$ p.a.	\$ 204.98	\$ -	\$ 15.00	\$ 219.98	\$ 207.54	\$ -	\$ 15.00	\$ 222.54	\$ 206.94	\$ -	\$ 15.00	\$ 221.94	\$ 228.05	\$ -	\$ -	\$ 228.05	\$ 226.45	\$ -	\$ -	\$ 226.45
Metering	\$ p.a.	\$ 9.20	\$ -	\$ -	\$ 9.20	\$ 9.38	\$ -	\$ -	\$ 9.38	\$ 9.55	\$ -	\$ -	\$ 9.55	\$ 9.71	\$ -	\$ -	\$ 9.71	\$ 9.89	\$ -	\$ -	\$ 9.89
Usage	\$/kWh	\$ 0.0959	\$ 0.0494	\$ 0.0114	\$ 0.1567	\$ 0.0971	\$ 0.0496	\$ 0.0118	\$ 0.1585	\$ 0.0966	\$ 0.0484	\$ 0.0118	\$ 0.1568	\$ 0.1068	\$ 0.0491	\$ -	\$ 0.1559	\$ 0.1060	\$ 0.0490	\$ -	\$ 0.1550
Export ≤11kWh/Day - Free	\$/kWh	\$ -	\$ -	\$ -	\$ -	\$ -	\$ -	\$ -	\$ -	\$ -	\$ -	\$ -	\$ -	\$ -	\$ -	\$ -	\$ -	\$ -	\$ -	\$ -	\$ -
Export >11kWh/Day - Charge	\$/kWh	\$ 0.0075	\$ -	\$ -	\$ 0.0075	\$ 0.0075	\$ -	\$ -	\$ 0.0075	\$ 0.0075	\$ -	\$ -	\$ 0.0075	\$ 0.0075	\$ -	\$ -	\$ 0.0075	\$ 0.0075	\$ -	\$ -	\$ 0.0075
Residential Time of Use																					
Supply Charge	\$ p.a.	\$ 204.98	\$ -	\$ 15.00	\$ 219.98	\$ 207.54	\$ -	\$ 15.00	\$ 222.54	\$ 206.94	\$ -	\$ 15.00	\$ 221.94	\$ 228.05	\$ -	\$ -	\$ 228.05	\$ 226.45	\$ -	\$ -	\$ 226.45
Metering	\$ p.a.	\$ 9.20	\$ -	\$ -	\$ 9.20	\$ 9.38	\$ -	\$ -	\$ 9.38	\$ 9.55	\$ -	\$ -	\$ 9.55	\$ 9.71	\$ -	\$ -	\$ 9.71	\$ 9.89	\$ -	\$ -	\$ 9.89
Peak Usage	\$/kWh	\$ 0.1252	\$ 0.0645	\$ 0.0149	\$ 0.2046	\$ 0.1268	\$ 0.0648	\$ 0.0154	\$ 0.2070	\$ 0.1262	\$ 0.0632	\$ 0.0154	\$ 0.2048	\$ 0.1395	\$ 0.0641	\$ -	\$ 0.2036	\$ 0.1384	\$ 0.0640	\$ -	\$ 0.2024
Off Peak Usage	\$/kWh	\$ 0.0626	\$ 0.0323	\$ 0.0074	\$ 0.1023	\$ 0.0634	\$ 0.0324	\$ 0.0077	\$ 0.1035	\$ 0.0631	\$ 0.0316	\$ 0.0077	\$ 0.1024	\$ 0.0697	\$ 0.0321	\$ -	\$ 0.1018	\$ 0.0692	\$ 0.0320	\$ -	\$ 0.1012
Solar Sponge Usage	\$/kWh	\$ 0.0314	\$ 0.0162	\$ 0.0037	\$ 0.0513	\$ 0.0318	\$ 0.0162	\$ 0.0039	\$ 0.0519	\$ 0.0316	\$ 0.0158	\$ 0.0039	\$ 0.0513	\$ 0.0349	\$ 0.0161	\$ -	\$ 0.0510	\$ 0.0347	\$ 0.0160	\$ -	\$ 0.0507
Solar Sponge Export ≤9kWh/Day - Free	\$/kWh	\$ -	\$ -	\$ -	\$ -	\$ -	\$ -	\$ -	\$ -	\$ -	\$ -	\$ -	\$ -	\$ -	\$ -	\$ -	\$ -	\$ -	\$ -	\$ -	\$ -
Solar Sponge Export >9kWh/Day - Charge	\$/kWh	\$ 0.0100	\$ -	\$ -	\$ 0.0100	\$ 0.0100	\$ -	\$ -	\$ 0.0100	\$ 0.0100	\$ -	\$ -	\$ 0.0100	\$ 0.0100	\$ -	\$ -	\$ 0.0100	\$ 0.0100	\$ -	\$ -	\$ 0.0100
All Other Times Export - Free	\$/kWh	\$ -	\$ -	\$ -	\$ -	\$ -	\$ -	\$ -	\$ -	\$ -	\$ -	\$ -	\$ -	\$ -	\$ -	\$ -	\$ -	\$ -	\$ -	\$ -	\$ -
Residential Electrify																					
Supply Charge	\$ p.a.	\$ 204.98	\$ -	\$ 15.00	\$ 219.98	\$ 207.54	\$ -	\$ 15.00	\$ 222.54	\$ 206.94	\$ -	\$ 15.00	\$ 221.94	\$ 228.05	\$ -	\$ -	\$ 228.05	\$ 226.45	\$ -	\$ -	\$ 226.45
Metering	\$ p.a.	\$ 9.20	\$ -	\$ -	\$ 9.20	\$ 9.38	\$ -	\$ -	\$ 9.38	\$ 9.55	\$ -	\$ -	\$ 9.55	\$ 9.71	\$ -	\$ -	\$ 9.71	\$ 9.89	\$ -	\$ -	\$ 9.89
Peak Usage	\$/kWh	\$ 0.2114	\$ 0.1089	\$ 0.0251	\$ 0.3454	\$ 0.2140	\$ 0.1093	\$ 0.0260	\$ 0.3493	\$ 0.2129	\$ 0.1067	\$ 0.0260	\$ 0.3456	\$ 0.2354	\$ 0.1082	\$ -	\$ 0.3436	\$ 0.2336	\$ 0.1080	\$ -	\$ 0.3416
Shoulder Usage	\$/kWh	\$ 0.0627	\$ 0.0323	\$ 0.0075	\$ 0.1025	\$ 0.0635	\$ 0.0324	\$ 0.0077	\$ 0.1036	\$ 0.0632	\$ 0.0317	\$ 0.0077	\$ 0.1026	\$ 0.0698	\$ 0.0321	\$ -	\$ 0.1019	\$ 0.0693	\$ 0.0320	\$ -	\$ 0.1013
Solar Sponge Usage	\$/kWh	\$ 0.0188	\$ 0.0097	\$ 0.0022	\$ 0.0307	\$ 0.0190	\$ 0.0097	\$ 0.0023	\$ 0.0310	\$ 0.0189	\$ 0.0095	\$ 0.0023	\$ 0.0307	\$ 0.0209	\$ 0.0096	\$ -	\$ 0.0305	\$ 0.0208	\$ 0.0096	\$ -	\$ 0.0304
Solar Sponge Export ≤9kWh/Day - Free	\$/kWh	\$ -	\$ -	\$ -	\$ -	\$ -	\$ -	\$ -	\$ -	\$ -	\$ -	\$ -	\$ -	\$ -	\$ -	\$ -	\$ -	\$ -	\$ -	\$ -	\$ -
Solar Sponge Export >9kWh/Day - Charge	\$/kWh	\$ 0.0100	\$ -	\$ -	\$ 0.0100	\$ 0.0100	\$ -	\$ -	\$ 0.0100	\$ 0.0100	\$ -	\$ -	\$ 0.0100	\$ 0.0100	\$ -	\$ -	\$ 0.0100	\$ 0.0100	\$ -	\$ -	\$ 0.0100
Peak Export - Summer - Credit	\$/kWh	-\$ 0.1311	\$ -	\$ -	-\$ 0.1311	-\$ 0.1327	\$ -	\$ -	-\$ 0.1327	-\$ 0.1320	\$ -	\$ -	-\$ 0.1320	-\$ 0.1459	\$ -	\$ -	-\$ 0.1459	-\$ 0.1448	\$ -	\$ -	-\$ 0.1448
All Other Times Export - Free	\$/kWh	\$ -	\$ -	\$ -	\$ -	\$ -	\$ -	\$ -	\$ -	\$ -	\$ -	\$ -	\$ -	\$ -	\$ -	\$ -	\$ -	\$ -	\$ -	\$ -	\$ -
Off Peak Controlled Load																					
Usage	\$/kWh	\$ 0.0480	\$ 0.0247	\$ 0.0057	\$ 0.0784	\$ 0.0486	\$ 0.0248	\$ 0.0059	\$ 0.0793	\$ 0.0483	\$ 0.0242	\$ 0.0059	\$ 0.0784	\$ 0.0534	\$ 0.0246	\$ -	\$ 0.0780	\$ 0.0530	\$ 0.0245	\$ -	\$ 0.0775
Time of Use Controlled Load																					
Peak Usage	\$/kWh	\$ 0.1252	\$ 0.0645	\$ 0.0149	\$ 0.2046	\$ 0.1268	\$ 0.0648	\$ 0.0154	\$ 0.2070	\$ 0.1262	\$ 0.0632	\$ 0.0154	\$ 0.2048	\$ 0.1395	\$ 0.0641	\$ -	\$ 0.2036	\$ 0.1384	\$ 0.0640	\$ -	\$ 0.2024
Off Peak Usage	\$/kWh	\$ 0.0626	\$ 0.0323	\$ 0.0074	\$ 0.1023	\$ 0.0634	\$ 0.0324	\$ 0.0077	\$ 0.1035	\$ 0.0631	\$ 0.0316	\$ 0.0077	\$ 0.1024	\$ 0.0697	\$ 0.0321	\$ -	\$ 0.1018	\$ 0.0692	\$ 0.0320	\$ -	\$ 0.1012
Solar Sponge Usage	\$/kWh	\$ 0.0314	\$ 0.0162	\$ 0.0037	\$ 0.0513	\$ 0.0318	\$ 0.0162	\$ 0.0039	\$ 0.0519	\$ 0.0316	\$ 0.0158	\$ 0.0039	\$ 0.0513	\$ 0.0349	\$ 0.0161	\$ -	\$ 0.0510	\$ 0.0347	\$ 0.0160	\$ -	\$ 0.0507

Export tariffs are proposed to apply to all Residential customers with solar and/or battery systems with 0-30kW export capacity from 1 July 2025.

Table 13: Indicative Small Business pricing 2025-30 (\$ nominal)

Small & Medium Business Customers	2025-26 Indicative				2026-27 Indicative				2027-28 Indicative				2028-29 Indicative				2029-30 Indicative				
	DuoS	TUoS	JSO	NUoS	DuoS	TUoS	JSO	NUoS	DuoS	TUoS	JSO	NUoS	DuoS	TUoS	JSO	NUoS	DuoS	TUoS	JSO	NUoS	
Business Single Rate																					
Supply Charge	\$ p.a.	\$ 204.98	\$ -	\$ 15.00	\$ 219.98	\$ 207.54	\$ -	\$ 15.00	\$ 222.54	\$ 206.94	\$ -	\$ 15.00	\$ 221.94	\$ 228.05	\$ -	\$ -	\$ 228.05	\$ 226.45	\$ -	\$ -	\$ 226.45
Metering	\$ p.a.	\$ 9.20	\$ -	\$ -	\$ 9.20	\$ 9.38	\$ -	\$ -	\$ 9.38	\$ 9.55	\$ -	\$ -	\$ 9.55	\$ 9.71	\$ -	\$ -	\$ 9.71	\$ 9.89	\$ -	\$ -	\$ 9.89
Usage	\$/kWh	\$ 0.1079	\$ 0.0507	\$ 0.0078	\$ 0.1664	\$ 0.1054	\$ 0.0491	\$ 0.0069	\$ 0.1614	\$ 0.1090	\$ 0.0501	\$ 0.0065	\$ 0.1656	\$ 0.1194	\$ 0.0508	\$ -	\$ 0.1702	\$ 0.1229	\$ 0.0531	\$ -	\$ 0.1760
Export ≤11kWh/Day - Free	\$/kWh	\$ -	\$ -	\$ -	\$ -	\$ -	\$ -	\$ -	\$ -	\$ -	\$ -	\$ -	\$ -	\$ -	\$ -	\$ -	\$ -	\$ -	\$ -	\$ -	\$ -
Export >11kWh/Day - Charge	\$/kWh	\$ 0.0075	\$ -	\$ -	\$ 0.0075	\$ 0.0075	\$ -	\$ -	\$ 0.0075	\$ 0.0075	\$ -	\$ -	\$ 0.0075	\$ 0.0075	\$ -	\$ -	\$ 0.0075	\$ 0.0075	\$ -	\$ -	\$ 0.0075
Business Two-Rate																					
Supply Charge	\$ p.a.	\$ 204.98	\$ -	\$ 15.00	\$ 219.98	\$ 207.54	\$ -	\$ 15.00	\$ 222.54	\$ 206.94	\$ -	\$ 15.00	\$ 221.94	\$ 228.05	\$ -	\$ -	\$ 228.05	\$ 226.45	\$ -	\$ -	\$ 226.45
Metering	\$ p.a.	\$ 9.20	\$ -	\$ -	\$ 9.20	\$ 9.38	\$ -	\$ -	\$ 9.38	\$ 9.55	\$ -	\$ -	\$ 9.55	\$ 9.71	\$ -	\$ -	\$ 9.71	\$ 9.89	\$ -	\$ -	\$ 9.89
Peak Usage	\$/kWh	\$ 0.1216	\$ 0.0571	\$ 0.0088	\$ 0.1875	\$ 0.1188	\$ 0.0553	\$ 0.0078	\$ 0.1819	\$ 0.1228	\$ 0.0565	\$ 0.0073	\$ 0.1866	\$ 0.1346	\$ 0.0573	\$ -	\$ 0.1919	\$ 0.1385	\$ 0.0598	\$ -	\$ 0.1983
Off Peak Usage	\$/kWh	\$ 0.0607	\$ 0.0285	\$ 0.0044	\$ 0.0936	\$ 0.0593	\$ 0.0276	\$ 0.0039	\$ 0.0908	\$ 0.0614	\$ 0.0282	\$ 0.0037	\$ 0.0933	\$ 0.0672	\$ 0.0286	\$ -	\$ 0.0958	\$ 0.0692	\$ 0.0299	\$ -	\$ 0.0991
Export ≤11kWh/Day - Free	\$/kWh	\$ -	\$ -	\$ -	\$ -	\$ -	\$ -	\$ -	\$ -	\$ -	\$ -	\$ -	\$ -	\$ -	\$ -	\$ -	\$ -	\$ -	\$ -	\$ -	\$ -
Export >11kWh/Day - Charge	\$/kWh	\$ 0.0075	\$ -	\$ -	\$ 0.0075	\$ 0.0075	\$ -	\$ -	\$ 0.0075	\$ 0.0075	\$ -	\$ -	\$ 0.0075	\$ 0.0075	\$ -	\$ -	\$ 0.0075	\$ 0.0075	\$ -	\$ -	\$ 0.0075
Small Business Time of Use																					
Supply Charge	\$ p.a.	\$ 204.98	\$ -	\$ 15.00	\$ 219.98	\$ 207.54	\$ -	\$ 15.00	\$ 222.54	\$ 206.94	\$ -	\$ 15.00	\$ 221.94	\$ 228.05	\$ -	\$ -	\$ 228.05	\$ 226.45	\$ -	\$ -	\$ 226.45
Metering	\$ p.a.	\$ 9.20	\$ -	\$ -	\$ 9.20	\$ 9.38	\$ -	\$ -	\$ 9.38	\$ 9.55	\$ -	\$ -	\$ 9.55	\$ 9.71	\$ -	\$ -	\$ 9.71	\$ 9.89	\$ -	\$ -	\$ 9.89
Peak Usage	\$/kWh	\$ 0.1619	\$ 0.0761	\$ 0.0117	\$ 0.2497	\$ 0.1581	\$ 0.0737	\$ 0.0104	\$ 0.2422	\$ 0.1635	\$ 0.0752	\$ 0.0098	\$ 0.2485	\$ 0.1791	\$ 0.0762	\$ -	\$ 0.2553	\$ 0.1844	\$ 0.0797	\$ -	\$ 0.2641
Shoulder Usage	\$/kWh	\$ 0.1126	\$ 0.0529	\$ 0.0081	\$ 0.1736	\$ 0.1100	\$ 0.0513	\$ 0.0072	\$ 0.1685	\$ 0.1138	\$ 0.0523	\$ 0.0068	\$ 0.1729	\$ 0.1247	\$ 0.0530	\$ -	\$ 0.1777	\$ 0.1283	\$ 0.0554	\$ -	\$ 0.1837
Off Peak Usage	\$/kWh	\$ 0.0607	\$ 0.0286	\$ 0.0044	\$ 0.0937	\$ 0.0593	\$ 0.0277	\$ 0.0039	\$ 0.0909	\$ 0.0614	\$ 0.0283	\$ 0.0037	\$ 0.0934	\$ 0.0672	\$ 0.0287	\$ -	\$ 0.0959	\$ 0.0692	\$ 0.0299	\$ -	\$ 0.0991
Solar Sponge Export ≤9 kWh/Day - Free	\$/kWh	\$ -	\$ -	\$ -	\$ -	\$ -	\$ -	\$ -	\$ -	\$ -	\$ -	\$ -	\$ -	\$ -	\$ -	\$ -	\$ -	\$ -	\$ -	\$ -	\$ -
Solar Sponge Export >9 kWh/Day - Charge	\$/kWh	\$ 0.0100	\$ -	\$ -	\$ 0.0100	\$ 0.0100	\$ -	\$ -	\$ 0.0100	\$ 0.0100	\$ -	\$ -	\$ 0.0100	\$ 0.0100	\$ -	\$ -	\$ 0.0100	\$ 0.0100	\$ -	\$ -	\$ 0.0100
All Other Times Export - Free	\$/kWh	\$ -	\$ -	\$ -	\$ -	\$ -	\$ -	\$ -	\$ -	\$ -	\$ -	\$ -	\$ -	\$ -	\$ -	\$ -	\$ -	\$ -	\$ -	\$ -	\$ -
Small Business Electrify																					
Supply Charge	\$ p.a.	\$ 204.98	\$ -	\$ 15.00	\$ 219.98	\$ 207.54	\$ -	\$ 15.00	\$ 222.54	\$ 206.94	\$ -	\$ 15.00	\$ 221.94	\$ 228.05	\$ -	\$ -	\$ 228.05	\$ 226.45	\$ -	\$ -	\$ 226.45
Metering	\$ p.a.	\$ 9.20	\$ -	\$ -	\$ 9.20	\$ 9.38	\$ -	\$ -	\$ 9.38	\$ 9.55	\$ -	\$ -	\$ 9.55	\$ 9.71	\$ -	\$ -	\$ 9.71	\$ 9.89	\$ -	\$ -	\$ 9.89
Peak Usage	\$/kWh	\$ 0.2050	\$ 0.0963	\$ 0.0148	\$ 0.3161	\$ 0.2003	\$ 0.0933	\$ 0.0131	\$ 0.3067	\$ 0.2071	\$ 0.0952	\$ 0.0124	\$ 0.3147	\$ 0.2269	\$ 0.0965	\$ -	\$ 0.3234	\$ 0.2335	\$ 0.1009	\$ -	\$ 0.3344
Shoulder Usage	\$/kWh	\$ 0.1057	\$ 0.0497	\$ 0.0076	\$ 0.1630	\$ 0.1033	\$ 0.0481	\$ 0.0068	\$ 0.1582	\$ 0.1068	\$ 0.0491	\$ 0.0064	\$ 0.1623	\$ 0.1170	\$ 0.0498	\$ -	\$ 0.1668	\$ 0.1204	\$ 0.0520	\$ -	\$ 0.1724
Off Peak Usage	\$/kWh	\$ 0.0604	\$ 0.0284	\$ 0.0044	\$ 0.0932	\$ 0.0590	\$ 0.0275	\$ 0.0039	\$ 0.0904	\$ 0.0610	\$ 0.0281	\$ 0.0036	\$ 0.0927	\$ 0.0669	\$ 0.0284	\$ -	\$ 0.0953	\$ 0.0688	\$ 0.0297	\$ -	\$ 0.0985
Solar Sponge Export ≤9 kWh/Day - Free	\$/kWh	\$ -	\$ -	\$ -	\$ -	\$ -	\$ -	\$ -	\$ -	\$ -	\$ -	\$ -	\$ -	\$ -	\$ -	\$ -	\$ -	\$ -	\$ -	\$ -	\$ -
Solar Sponge Export >9 kWh/Day - Charge	\$/kWh	\$ 0.0100	\$ -	\$ -	\$ 0.0100	\$ 0.0100	\$ -	\$ -	\$ 0.0100	\$ 0.0100	\$ -	\$ -	\$ 0.0100	\$ 0.0100	\$ -	\$ -	\$ 0.0100	\$ 0.0100	\$ -	\$ -	\$ 0.0100
Peak Export - Summer - Credit	\$/kWh	-\$ 0.1311	\$ -	\$ -	-\$ 0.1311	-\$ 0.1327	\$ -	\$ -	-\$ 0.1327	-\$ 0.1320	\$ -	\$ -	-\$ 0.1320	-\$ 0.1459	\$ -	\$ -	-\$ 0.1459	-\$ 0.1448	\$ -	\$ -	-\$ 0.1448
All Other Times Export - Free	\$/kWh	\$ -	\$ -	\$ -	\$ -	\$ -	\$ -	\$ -	\$ -	\$ -	\$ -	\$ -	\$ -	\$ -	\$ -	\$ -	\$ -	\$ -	\$ -	\$ -	\$ -
Medium Business Time of Use Demand																					
Supply Charge	\$ p.a.	\$ 490.16	\$ -	\$ 15.00	\$ 505.16	\$ 496.29	\$ -	\$ 15.00	\$ 511.29	\$ 494.83	\$ -	\$ 15.00	\$ 509.83	\$ 545.31	\$ -	\$ -	\$ 545.31	\$ 541.48	\$ -	\$ -	\$ 541.48
Metering	\$ p.a.	\$ 9.20	\$ -	\$ -	\$ 9.20	\$ 9.38	\$ -	\$ -	\$ 9.38	\$ 9.55	\$ -	\$ -	\$ 9.55	\$ 9.71	\$ -	\$ -	\$ 9.71	\$ 9.89	\$ -	\$ -	\$ 9.89
Anytime Demand	\$/kVA p.a.	\$ 27.63	\$ -	\$ -	\$ 27.63	\$ 27.01	\$ -	\$ -	\$ 27.01	\$ 28.00	\$ -	\$ -	\$ 28.00	\$ 30.59	\$ -	\$ -	\$ 30.59	\$ 31.50	\$ -	\$ -	\$ 31.50
Peak Usage	\$/kWh	\$ 0.1169	\$ 0.0549	\$ 0.0084	\$ 0.1802	\$ 0.1141	\$ 0.0532	\$ 0.0075	\$ 0.1748	\$ 0.1180	\$ 0.0543	\$ 0.0071	\$ 0.1794	\$ 0.1293	\$ 0.0550	\$ -	\$ 0.1843	\$ 0.1331	\$ 0.0575	\$ -	\$ 0.1906
Shoulder Usage	\$/kWh	\$ 0.0813	\$ 0.0382	\$ 0.0058	\$ 0.1253	\$ 0.0794	\$ 0.0370	\$ 0.0052	\$ 0.1216	\$ 0.0822	\$ 0.0378	\$ 0.0049	\$ 0.1249	\$ 0.0900	\$ 0.0383	\$ -	\$ 0.1283	\$ 0.0926	\$ 0.0400	\$ -	\$ 0.1326
Off Peak Usage	\$/kWh	\$ 0.0440	\$ 0.0206	\$ 0.0032	\$ 0.0678	\$ 0.0429	\$ 0.0200	\$ 0.0028	\$ 0.0657	\$ 0.0444	\$ 0.0204	\$ 0.0027	\$ 0.0675	\$ 0.0486	\$ 0.0207	\$ -	\$ 0.0693	\$ 0.0500	\$ 0.0216	\$ -	\$ 0.0716
Solar Sponge Export ≤9 kWh/Day - Free	\$/kWh	\$ -	\$ -	\$ -	\$ -	\$ -	\$ -	\$ -	\$ -	\$ -	\$ -	\$ -	\$ -	\$ -	\$ -	\$ -	\$ -	\$ -	\$ -	\$ -	\$ -
Solar Sponge Export >9 kWh/Day - Charge	\$/kWh	\$ 0.0100	\$ -	\$ -	\$ 0.0100	\$ 0.0100	\$ -	\$ -	\$ 0.0100	\$ 0.0100	\$ -	\$ -	\$ 0.0100	\$ 0.0100	\$ -	\$ -	\$ 0.0100	\$ 0.0100	\$ -	\$ -	\$ 0.0100
All Other Times Export - Free	\$/kWh	\$ -	\$ -	\$ -	\$ -	\$ -	\$ -	\$ -	\$ -	\$ -	\$ -	\$ -	\$ -	\$ -	\$ -	\$ -	\$ -	\$ -	\$ -	\$ -	\$ -
Off Peak Controlled Load																					
Usage	\$/kWh	\$ 0.0480	\$ 0.0247	\$ 0.0057	\$ 0.0784	\$ 0.0486	\$ 0.0248	\$ 0.0059	\$ 0.0793	\$ 0.0483	\$ 0.0242	\$ 0.0059	\$ 0.0784	\$ 0.0534	\$ 0.0246	\$ -	\$ 0.0780	\$ 0.0530	\$ 0.0245	\$ -	\$ 0.0775
24 Hour Unmetered																					
Usage	\$/kWh	\$ 0.0706	\$ 0.0348	\$ 0.0051	\$ 0.1105	\$ 0.0689	\$ 0.0337	\$ 0.0045	\$ 0.1071	\$ 0.0713	\$ 0.0344	\$ 0.0043	\$ 0.1100	\$ 0.0781	\$ 0.0349	\$ -	\$ 0.1130	\$ 0.0804	\$ 0.0365	\$ -	\$ 0.1169

Export tariffs are proposed to apply to all Small & Medium Business customers with solar and/or battery systems with 0-30kW export capacity from 1 July 2025.

Table 14: Indicative Large Low Voltage Business pricing 2025-30 (\$ nominal)

Large LV Business Customers	2025-26 Indicative				2026-27 Indicative				2027-28 Indicative				2028-29 Indicative				2029-30 Indicative				
	DUoS	TUoS	JSO	NUoS	DUoS	TUoS	JSO	NUoS	DUoS	TUoS	JSO	NUoS	DUoS	TUoS	JSO	NUoS	DUoS	TUoS	JSO	NUoS	
<i>CBD and Rest of SA have different Peak Demand time windows however the same Peak Demand price applies</i>																					
Large LV Business Annual Demand																					
Supply Charge	\$ p.a.	\$ 3,000.01	\$ -	\$ -	\$ 3,000.01	\$ 2,828.09	\$ -	\$ -	\$ 2,828.09	\$ 2,822.26	\$ -	\$ -	\$ 2,822.26	\$ 3,044.14	\$ -	\$ -	\$ 3,044.14	\$ 3,084.94	\$ -	\$ -	\$ 3,084.94
Peak Annual Demand	\$/kVA p.a.	\$ 57.01	\$ 53.36	\$ -	\$ 110.38	\$ 53.73	\$ 51.03	\$ -	\$ 104.76	\$ 53.62	\$ 51.35	\$ -	\$ 104.97	\$ 57.85	\$ 51.36	\$ -	\$ 109.21	\$ 58.62	\$ 53.00	\$ -	\$ 111.62
Anytime Demand	\$/kVA p.a.	\$ 23.00	\$ -	\$ -	\$ 23.00	\$ 21.68	\$ -	\$ -	\$ 21.68	\$ 21.63	\$ -	\$ -	\$ 21.63	\$ 23.32	\$ -	\$ -	\$ 23.32	\$ 23.65	\$ -	\$ -	\$ 23.65
Peak Usage	\$/kWh	\$ 0.0531	\$ 0.0238	\$ 0.0059	\$ 0.0828	\$ 0.0501	\$ 0.0227	\$ 0.0051	\$ 0.0779	\$ 0.0499	\$ 0.0229	\$ 0.0048	\$ 0.0776	\$ 0.0539	\$ 0.0229	\$ -	\$ 0.0768	\$ 0.0547	\$ 0.0237	\$ -	\$ 0.0784
Off Peak Usage	\$/kWh	\$ 0.0332	\$ 0.0149	\$ 0.0037	\$ 0.0518	\$ 0.0313	\$ 0.0142	\$ 0.0032	\$ 0.0487	\$ 0.0312	\$ 0.0143	\$ 0.0030	\$ 0.0485	\$ 0.0337	\$ 0.0143	\$ -	\$ 0.0480	\$ 0.0342	\$ 0.0148	\$ -	\$ 0.0490
Large LV Business Annual Demand Flexible																					
Supply Charge	\$ p.a.	\$ 3,000.01	\$ -	\$ -	\$ 3,000.01	\$ 2,828.09	\$ -	\$ -	\$ 2,828.09	\$ 2,822.26	\$ -	\$ -	\$ 2,822.26	\$ 3,044.14	\$ -	\$ -	\$ 3,044.14	\$ 3,084.94	\$ -	\$ -	\$ 3,084.94
Peak Annual Demand	\$/kVA p.a.	\$ 57.01	\$ 53.36	\$ -	\$ 110.38	\$ 53.73	\$ 51.03	\$ -	\$ 104.76	\$ 53.62	\$ 51.35	\$ -	\$ 104.97	\$ 57.85	\$ 51.36	\$ -	\$ 109.21	\$ 58.62	\$ 53.00	\$ -	\$ 111.62
Anytime Demand	\$/kVA p.a.	\$ 23.00	\$ 9.97	\$ -	\$ 32.96	\$ 21.68	\$ 9.53	\$ -	\$ 31.21	\$ 21.63	\$ 9.59	\$ -	\$ 31.22	\$ 23.32	\$ 9.60	\$ -	\$ 32.92	\$ 23.65	\$ 9.89	\$ -	\$ 33.54
Anytime Demand Flexible	\$/kVA p.a.	\$ 11.50	\$ 4.98	\$ -	\$ 16.48	\$ 10.84	\$ 4.76	\$ -	\$ 15.60	\$ 10.83	\$ 4.79	\$ -	\$ 15.63	\$ 11.68	\$ 4.80	\$ -	\$ 16.48	\$ 11.83	\$ 4.95	\$ -	\$ 16.77
Peak Usage	\$/kWh	\$ 0.0531	\$ 0.0238	\$ 0.0059	\$ 0.0828	\$ 0.0501	\$ 0.0227	\$ 0.0051	\$ 0.0779	\$ 0.0499	\$ 0.0229	\$ 0.0048	\$ 0.0776	\$ 0.0539	\$ 0.0229	\$ -	\$ 0.0768	\$ 0.0547	\$ 0.0237	\$ -	\$ 0.0784
Off Peak Usage	\$/kWh	\$ 0.0332	\$ 0.0149	\$ 0.0037	\$ 0.0518	\$ 0.0313	\$ 0.0142	\$ 0.0032	\$ 0.0487	\$ 0.0312	\$ 0.0143	\$ 0.0030	\$ 0.0485	\$ 0.0337	\$ 0.0143	\$ -	\$ 0.0480	\$ 0.0342	\$ 0.0148	\$ -	\$ 0.0490
Large LV Business Monthly Demand																					
Supply Charge	\$ p.a.	\$ 3,000.01	\$ -	\$ -	\$ 3,000.01	\$ 2,828.09	\$ -	\$ -	\$ 2,828.09	\$ 2,822.26	\$ -	\$ -	\$ 2,822.26	\$ 3,044.14	\$ -	\$ -	\$ 3,044.14	\$ 3,084.94	\$ -	\$ -	\$ 3,084.94
Peak Monthly Demand	\$/kVA/mth	\$ 17.10	\$ 16.01	\$ -	\$ 31.11	\$ 16.12	\$ 15.31	\$ -	\$ 31.43	\$ 16.15	\$ 15.46	\$ -	\$ 31.61	\$ 17.36	\$ 15.41	\$ -	\$ 32.76	\$ 17.59	\$ 15.90	\$ -	\$ 33.49
Anytime Demand	\$/kVA p.a.	\$ 23.00	\$ -	\$ -	\$ 23.00	\$ 21.68	\$ -	\$ -	\$ 21.68	\$ 21.63	\$ -	\$ -	\$ 21.63	\$ 23.32	\$ -	\$ -	\$ 23.32	\$ 23.65	\$ -	\$ -	\$ 23.65
Peak Usage	\$/kWh	\$ 0.0531	\$ 0.0238	\$ 0.0059	\$ 0.0828	\$ 0.0501	\$ 0.0227	\$ 0.0051	\$ 0.0779	\$ 0.0499	\$ 0.0229	\$ 0.0048	\$ 0.0776	\$ 0.0539	\$ 0.0229	\$ -	\$ 0.0768	\$ 0.0547	\$ 0.0237	\$ -	\$ 0.0784
Off Peak Usage	\$/kWh	\$ 0.0332	\$ 0.0149	\$ 0.0037	\$ 0.0518	\$ 0.0313	\$ 0.0142	\$ 0.0032	\$ 0.0487	\$ 0.0312	\$ 0.0143	\$ 0.0030	\$ 0.0485	\$ 0.0337	\$ 0.0143	\$ -	\$ 0.0480	\$ 0.0342	\$ 0.0148	\$ -	\$ 0.0490

Table 15: Indicative High Voltage Business pricing 2025-30 (\$ nominal)

HV Business Customers	2025-26 Indicative				2026-27 Indicative				2027-28 Indicative				2028-29 Indicative				2029-30 Indicative				
	DUoS	TUoS	JSO	NUoS	DUoS	TUoS	JSO	NUoS	DUoS	TUoS	JSO	NUoS	DUoS	TUoS	JSO	NUoS	DUoS	TUoS	JSO	NUoS	
<i>CBD and Rest of SA have different Peak Demand time windows however the same Peak Demand price applies</i>																					
HV Business Annual Demand																					
Supply Charge	\$ p.a.	\$ 15,999.99	\$ -	\$ -	\$ 15,999.99	\$ 15,428.62	\$ -	\$ -	\$ 15,428.62	\$ 15,661.32	\$ -	\$ -	\$ 15,661.32	\$ 16,951.88	\$ -	\$ -	\$ 16,951.88	\$ 17,293.96	\$ -	\$ -	\$ 17,293.96
Peak Annual Demand	\$/kVA p.a.	\$ 35.00	\$ 53.36	\$ -	\$ 88.37	\$ 33.76	\$ 51.03	\$ -	\$ 84.79	\$ 34.26	\$ 51.35	\$ -	\$ 85.61	\$ 37.08	\$ 51.36	\$ -	\$ 88.44	\$ 37.85	\$ 53.00	\$ -	\$ 90.85
Anytime Demand	\$/kVA p.a.	\$ 30.99	\$ -	\$ -	\$ 30.99	\$ 29.89	\$ -	\$ -	\$ 29.89	\$ 30.34	\$ -	\$ -	\$ 30.34	\$ 32.85	\$ -	\$ -	\$ 32.85	\$ 33.51	\$ -	\$ -	\$ 33.51
Peak Usage	\$/kWh	\$ 0.0336	\$ 0.0238	\$ 0.0042	\$ 0.0616	\$ 0.0325	\$ 0.0227	\$ 0.0034	\$ 0.0586	\$ 0.0328	\$ 0.0229	\$ 0.0030	\$ 0.0587	\$ 0.0357	\$ 0.0229	\$ -	\$ 0.0586	\$ 0.0365	\$ 0.0237	\$ -	\$ 0.0602
Off Peak Usage	\$/kWh	\$ 0.0210	\$ 0.0149	\$ 0.0026	\$ 0.0385	\$ 0.0203	\$ 0.0142	\$ 0.0021	\$ 0.0366	\$ 0.0205	\$ 0.0143	\$ 0.0019	\$ 0.0367	\$ 0.0223	\$ 0.0143	\$ -	\$ 0.0366	\$ 0.0228	\$ 0.0148	\$ -	\$ 0.0376
HV Business Annual Demand Flexible																					
Supply Charge	\$ p.a.	\$ 15,999.99	\$ -	\$ -	\$ 15,999.99	\$ 15,428.62	\$ -	\$ -	\$ 15,428.62	\$ 15,661.32	\$ -	\$ -	\$ 15,661.32	\$ 16,951.88	\$ -	\$ -	\$ 16,951.88	\$ 17,293.96	\$ -	\$ -	\$ 17,293.96
Peak Annual Demand	\$/kVA p.a.	\$ 35.00	\$ 53.36	\$ -	\$ 88.37	\$ 33.76	\$ 51.03	\$ -	\$ 84.79	\$ 34.26	\$ 51.35	\$ -	\$ 85.61	\$ 37.08	\$ 51.36	\$ -	\$ 88.44	\$ 37.85	\$ 53.00	\$ -	\$ 90.85
Anytime Demand	\$/kVA p.a.	\$ 30.99	\$ 9.97	\$ -	\$ 40.95	\$ 29.89	\$ 9.53	\$ -	\$ 39.42	\$ 30.34	\$ 9.59	\$ -	\$ 39.93	\$ 32.85	\$ 9.60	\$ -	\$ 42.45	\$ 33.51	\$ 9.89	\$ -	\$ 43.40
Anytime Demand Flexible	\$/kVA p.a.	\$ 15.51	\$ 4.98	\$ -	\$ 20.50	\$ 14.97	\$ 4.76	\$ -	\$ 19.73	\$ 15.19	\$ 4.79	\$ -	\$ 19.98	\$ 16.43	\$ 4.80	\$ -	\$ 21.22	\$ 16.75	\$ 4.95	\$ -	\$ 21.70
Peak Usage	\$/kWh	\$ 0.0336	\$ 0.0238	\$ 0.0042	\$ 0.0616	\$ 0.0325	\$ 0.0227	\$ 0.0034	\$ 0.0586	\$ 0.0328	\$ 0.0229	\$ 0.0030	\$ 0.0587	\$ 0.0357	\$ 0.0229	\$ -	\$ 0.0586	\$ 0.0365	\$ 0.0237	\$ -	\$ 0.0602
Off Peak Usage	\$/kWh	\$ 0.0210	\$ 0.0149	\$ 0.0026	\$ 0.0385	\$ 0.0203	\$ 0.0142	\$ 0.0021	\$ 0.0366	\$ 0.0205	\$ 0.0143	\$ 0.0019	\$ 0.0367	\$ 0.0223	\$ 0.0143	\$ -	\$ 0.0366	\$ 0.0228	\$ 0.0148	\$ -	\$ 0.0376
HV Business Annual <500 kVA																					
Supply Charge	\$ p.a.	\$ 3,000.01	\$ -	\$ -	\$ 3,000.01	\$ 2,828.09	\$ -	\$ -	\$ 2,828.09	\$ 2,822.26	\$ -	\$ -	\$ 2,822.26	\$ 3,044.14	\$ -	\$ -	\$ 3,044.14	\$ 3,084.94	\$ -	\$ -	\$ 3,084.94
Peak Annual Demand	\$/kVA p.a.	\$ 57.01	\$ 53.36	\$ -	\$ 110.38	\$ 53.73	\$ 51.03	\$ -	\$ 104.76	\$ 53.62	\$ 51.35	\$ -	\$ 104.97	\$ 57.85	\$ 51.36	\$ -	\$ 109.21	\$ 58.62	\$ 53.00	\$ -	\$ 111.62
Anytime Demand	\$/kVA p.a.	\$ 23.00	\$ -	\$ -	\$ 23.00	\$ 21.68	\$ -	\$ -	\$ 21.68	\$ 21.63	\$ -	\$ -	\$ 21.63	\$ 23.32	\$ -	\$ -	\$ 23.32	\$ 23.65	\$ -	\$ -	\$ 23.65
Peak Usage	\$/kWh	\$ 0.0531	\$ 0.0238	\$ 0.0059	\$ 0.0828	\$ 0.0501	\$ 0.0227	\$ 0.0051	\$ 0.0779	\$ 0.0499	\$ 0.0229	\$ 0.0048	\$ 0.0776	\$ 0.0539	\$ 0.0229	\$ -	\$ 0.0768	\$ 0.0547	\$ 0.0237	\$ -	\$ 0.0784
Off Peak Usage	\$/kWh	\$ 0.0332	\$ 0.0149	\$ 0.0037	\$ 0.0518	\$ 0.0313	\$ 0.0142	\$ 0.0032	\$ 0.0487	\$ 0.0312	\$ 0.0143	\$ 0.0030	\$ 0.0485	\$ 0.0337	\$ 0.0143	\$ -	\$ 0.0480	\$ 0.0342	\$ 0.0148	\$ -	\$ 0.0490
HV Business Monthly Demand																					
Supply Charge	\$ p.a.	\$ 15,999.99	\$ -	\$ -	\$ 15,999.99	\$ 15,428.62	\$ -	\$ -	\$ 15,428.62	\$ 15,661.32	\$ -	\$ -	\$ 15,661.32	\$ 16,951.88	\$ -	\$ -	\$ 16,951.88	\$ 17,293.96	\$ -	\$ -	\$ 17,293.96
Peak Monthly Demand	\$/kVA/mth	\$ 10.50	\$ 16.01	\$ -	\$ 26.51	\$ 10.13	\$ 15.31	\$ -	\$ 25.44	\$ 10.32	\$ 15.46	\$ -	\$ 25.78	\$ 11.13	\$ 15.41	\$ -	\$ 26.53	\$ 11.36	\$ 15.90	\$ -	\$ 27.25
Anytime Demand	\$/kVA p.a.	\$ 30.99	\$ -	\$ -	\$ 30.99	\$ 29.89	\$ -	\$ -	\$ 29.89	\$ 30.34	\$ -	\$ -	\$ 30.34	\$ 32.85	\$ -	\$ -	\$ 32.85	\$ 33.51	\$ -	\$ -	\$ 33.51
Peak Usage	\$/kWh	\$ 0.0336	\$ 0.0238	\$ 0.0042	\$ 0.0616	\$ 0.0325	\$ 0.0227	\$ 0.0034	\$ 0.0586	\$ 0.0328	\$ 0.0229	\$ 0.0030	\$ 0.0587	\$ 0.0357	\$ 0.0229	\$ -	\$ 0.0586	\$ 0.0365	\$ 0.0237	\$ -	\$ 0.0602
Off Peak Usage	\$/kWh	\$ 0.0210	\$ 0.0149	\$ 0.0026	\$ 0.0385	\$ 0.0203	\$ 0.0142	\$ 0.0021	\$ 0.0366	\$ 0.0205	\$ 0.0143	\$ 0.0019	\$ 0.0367	\$ 0.0223	\$ 0.0143	\$ -	\$ 0.0366	\$ 0.0228	\$ 0.0148	\$ -	\$ 0.0376

Table 16: Indicative Major Business pricing 2025-30 (\$ nominal)

Major Business Customers		2025-26 Indicative				2026-27 Indicative				2027-28 Indicative				2028-29 Indicative				2029-30 Indicative			
Tariff amended for individual Customers, e.g. TUoS and some DUoS fixed charges		DUoS	TUoS	JSO	NUoS	DUoS	TUoS	JSO	NUoS	DUoS	TUoS	JSO	NUoS	DUoS	TUoS	JSO	NUoS	DUoS	TUoS	JSO	NUoS
Zone Substation kVA Demand																					
Supply Charge	\$ p.a.	\$ -	\$ -	\$ -	\$ -	\$ -	\$ -	\$ -	\$ -	\$ -	\$ -	\$ -	\$ -	\$ -	\$ -	\$ -	\$ -	\$ -	\$ -	\$ -	\$ -
Peak Demand	\$/kVA p.a.	\$ 10.00	\$ 53.36	\$ -	\$ 63.36	\$ 9.67	\$ 51.03	\$ -	\$ 60.70	\$ 9.33	\$ 51.35	\$ -	\$ 60.68	\$ 10.33	\$ 51.36	\$ -	\$ 61.69	\$ 10.62	\$ 53.00	\$ -	\$ 63.62
Anytime Demand	\$/kVA p.a.	\$ 24.02	\$ -	\$ -	\$ 24.02	\$ 23.25	\$ -	\$ -	\$ 23.25	\$ 22.47	\$ -	\$ -	\$ 22.47	\$ 24.89	\$ -	\$ -	\$ 24.89	\$ 25.62	\$ -	\$ -	\$ 25.62
Usage	\$/kWh	\$ 0.0043	\$ 0.0194	\$ 0.0007	\$ 0.0244	\$ 0.0042	\$ 0.0185	\$ 0.0007	\$ 0.0234	\$ 0.0040	\$ 0.0186	\$ 0.0007	\$ 0.0233	\$ 0.0044	\$ 0.0186	\$ -	\$ 0.0230	\$ 0.0045	\$ 0.0193	\$ -	\$ 0.0238
Zone Substation kVA Demand Flexible																					
Supply Charge	\$ p.a.	\$ -	\$ -	\$ -	\$ -	\$ -	\$ -	\$ -	\$ -	\$ -	\$ -	\$ -	\$ -	\$ -	\$ -	\$ -	\$ -	\$ -	\$ -	\$ -	\$ -
Peak Demand	\$/kVA p.a.	\$ 10.00	\$ 53.36	\$ -	\$ 63.36	\$ 9.67	\$ 51.03	\$ -	\$ 60.70	\$ 9.33	\$ 51.35	\$ -	\$ 60.68	\$ 10.33	\$ 51.36	\$ -	\$ 61.69	\$ 10.62	\$ 53.00	\$ -	\$ 63.62
Anytime Demand	\$/kVA p.a.	\$ 24.02	\$ 9.97	\$ -	\$ 33.98	\$ 23.25	\$ 9.53	\$ -	\$ 32.78	\$ 22.47	\$ 9.59	\$ -	\$ 32.06	\$ 24.89	\$ 9.60	\$ -	\$ 34.49	\$ 25.62	\$ 9.89	\$ -	\$ 35.51
Anytime Demand Flexible	\$/kVA p.a.	\$ 12.01	\$ 4.98	\$ -	\$ 16.99	\$ 11.64	\$ 4.76	\$ -	\$ 16.41	\$ 11.24	\$ 4.79	\$ -	\$ 16.03	\$ 12.45	\$ 4.80	\$ -	\$ 17.25	\$ 12.81	\$ 4.95	\$ -	\$ 17.76
Usage	\$/kWh	\$ 0.0043	\$ 0.0194	\$ 0.0007	\$ 0.0244	\$ 0.0042	\$ 0.0185	\$ 0.0007	\$ 0.0234	\$ 0.0040	\$ 0.0186	\$ 0.0007	\$ 0.0233	\$ 0.0044	\$ 0.0186	\$ -	\$ 0.0230	\$ 0.0045	\$ 0.0193	\$ -	\$ 0.0238
Sub Transmission kVA Demand																					
Supply Charge	\$ p.a.	\$ -	\$ -	\$ -	\$ -	\$ -	\$ -	\$ -	\$ -	\$ -	\$ -	\$ -	\$ -	\$ -	\$ -	\$ -	\$ -	\$ -	\$ -	\$ -	\$ -
Peak Demand	\$/kVA p.a.	\$ -	\$ 53.36	\$ -	\$ 53.36	\$ -	\$ 51.03	\$ -	\$ 51.03	\$ -	\$ 51.35	\$ -	\$ 51.35	\$ -	\$ 51.36	\$ -	\$ 51.36	\$ -	\$ 53.00	\$ -	\$ 53.00
Anytime Demand	\$/kVA p.a.	\$ 10.00	\$ -	\$ -	\$ 10.00	\$ 9.67	\$ -	\$ -	\$ 9.67	\$ 9.33	\$ -	\$ -	\$ 9.33	\$ 10.33	\$ -	\$ -	\$ 10.33	\$ 10.62	\$ -	\$ -	\$ 10.62
Usage	\$/kWh	\$ 0.0016	\$ 0.0194	\$ 0.0007	\$ 0.0217	\$ 0.0016	\$ 0.0185	\$ 0.0007	\$ 0.0208	\$ 0.0015	\$ 0.0186	\$ 0.0007	\$ 0.0208	\$ 0.0017	\$ 0.0186	\$ -	\$ 0.0203	\$ 0.0018	\$ 0.0193	\$ -	\$ 0.0211
Sub Transmission kVA Demand Flexible																					
Supply Charge	\$ p.a.	\$ -	\$ -	\$ -	\$ -	\$ -	\$ -	\$ -	\$ -	\$ -	\$ -	\$ -	\$ -	\$ -	\$ -	\$ -	\$ -	\$ -	\$ -	\$ -	\$ -
Peak Demand	\$/kVA p.a.	\$ -	\$ 53.36	\$ -	\$ 53.36	\$ -	\$ 51.03	\$ -	\$ 51.03	\$ -	\$ 51.35	\$ -	\$ 51.35	\$ -	\$ 51.36	\$ -	\$ 51.36	\$ -	\$ 53.00	\$ -	\$ 53.00
Anytime Demand	\$/kVA p.a.	\$ 10.00	\$ 9.97	\$ -	\$ 19.97	\$ 9.67	\$ 9.53	\$ -	\$ 19.20	\$ 9.33	\$ 9.59	\$ -	\$ 18.92	\$ 10.33	\$ 9.60	\$ -	\$ 19.93	\$ 10.62	\$ 9.89	\$ -	\$ 20.51
Anytime Demand Flexible	\$/kVA p.a.	\$ 5.00	\$ 4.98	\$ -	\$ 9.98	\$ 4.85	\$ 4.76	\$ -	\$ 9.62	\$ 4.68	\$ 4.79	\$ -	\$ 9.48	\$ 5.18	\$ 4.80	\$ -	\$ 9.98	\$ 5.33	\$ 4.95	\$ -	\$ 10.27
Usage	\$/kWh	\$ 0.0016	\$ 0.0194	\$ 0.0007	\$ 0.0217	\$ 0.0016	\$ 0.0185	\$ 0.0007	\$ 0.0208	\$ 0.0015	\$ 0.0186	\$ 0.0007	\$ 0.0208	\$ 0.0017	\$ 0.0186	\$ -	\$ 0.0203	\$ 0.0018	\$ 0.0193	\$ -	\$ 0.0211

Table 17: Indicative Large Low Voltage & High Voltage Generation pricing 2025-30 (\$ nominal)

Large & HV Business Generation Customers		2025-26 Indicative				2026-27 Indicative				2027-28 Indicative				2028-29 Indicative				2029-30 Indicative			
CBD and Rest of SA have different Peak Demand time windows however the same Peak Demand price applies		DUoS	TUoS	JSO	NUoS	DUoS	TUoS	JSO	NUoS	DUoS	TUoS	JSO	NUoS	DUoS	TUoS	JSO	NUoS	DUoS	TUoS	JSO	NUoS
Large LV Business Generation																					
Supply Charge	\$ p.a.	\$ 3,000.01	\$ -	\$ -	\$ 3,000.01	\$ 2,828.09	\$ -	\$ -	\$ 2,828.09	\$ 2,822.26	\$ -	\$ -	\$ 2,822.26	\$ 3,044.14	\$ -	\$ -	\$ 3,044.14	\$ 3,084.94	\$ -	\$ -	\$ 3,084.94
Peak Annual Demand	\$/kVA p.a.	\$ 57.01	\$ 53.36	\$ -	\$ 110.38	\$ 53.73	\$ 51.03	\$ -	\$ 104.76	\$ 53.62	\$ 51.35	\$ -	\$ 104.97	\$ 57.85	\$ 51.36	\$ -	\$ 109.21	\$ 58.62	\$ 53.00	\$ -	\$ 111.62
Anytime Demand	\$/kVA p.a.	\$ 23.00	\$ -	\$ -	\$ 23.00	\$ 21.68	\$ -	\$ -	\$ 21.68	\$ 21.63	\$ -	\$ -	\$ 21.63	\$ 23.32	\$ -	\$ -	\$ 23.32	\$ 23.65	\$ -	\$ -	\$ 23.65
Peak Usage	\$/kWh	\$ -	\$ -	\$ -	\$ -	\$ -	\$ -	\$ -	\$ -	\$ -	\$ -	\$ -	\$ -	\$ -	\$ -	\$ -	\$ -	\$ -	\$ -	\$ -	\$ -
Off Peak Usage	\$/kWh	\$ -	\$ -	\$ -	\$ -	\$ -	\$ -	\$ -	\$ -	\$ -	\$ -	\$ -	\$ -	\$ -	\$ -	\$ -	\$ -	\$ -	\$ -	\$ -	\$ -
Large LV Business Generation Flexible																					
Supply Charge	\$ p.a.	\$ 3,000.01	\$ -	\$ -	\$ 3,000.01	\$ 2,828.09	\$ -	\$ -	\$ 2,828.09	\$ 2,822.26	\$ -	\$ -	\$ 2,822.26	\$ 3,044.14	\$ -	\$ -	\$ 3,044.14	\$ 3,084.94	\$ -	\$ -	\$ 3,084.94
Peak Annual Demand	\$/kVA p.a.	\$ 57.01	\$ 53.36	\$ -	\$ 110.38	\$ 53.73	\$ 51.03	\$ -	\$ 104.76	\$ 53.62	\$ 51.35	\$ -	\$ 104.97	\$ 57.85	\$ 51.36	\$ -	\$ 109.21	\$ 58.62	\$ 53.00	\$ -	\$ 111.62
Anytime Demand	\$/kVA p.a.	\$ 23.00	\$ 9.97	\$ -	\$ 32.96	\$ 21.68	\$ 9.53	\$ -	\$ 31.21	\$ 21.63	\$ 9.59	\$ -	\$ 31.22	\$ 23.32	\$ 9.60	\$ -	\$ 32.92	\$ 23.65	\$ 9.89	\$ -	\$ 33.54
Anytime Demand Flexible	\$/kVA p.a.	\$ 11.50	\$ 4.98	\$ -	\$ 16.48	\$ 10.84	\$ 4.76	\$ -	\$ 15.60	\$ 10.83	\$ 4.79	\$ -	\$ 15.63	\$ 11.68	\$ 4.80	\$ -	\$ 16.48	\$ 11.83	\$ 4.95	\$ -	\$ 16.77
Peak Usage	\$/kWh	\$ -	\$ -	\$ -	\$ -	\$ -	\$ -	\$ -	\$ -	\$ -	\$ -	\$ -	\$ -	\$ -	\$ -	\$ -	\$ -	\$ -	\$ -	\$ -	\$ -
Off Peak Usage	\$/kWh	\$ -	\$ -	\$ -	\$ -	\$ -	\$ -	\$ -	\$ -	\$ -	\$ -	\$ -	\$ -	\$ -	\$ -	\$ -	\$ -	\$ -	\$ -	\$ -	\$ -
HV Business Generation																					
Supply Charge	\$ p.a.	\$ -	\$ -	\$ -	\$ -	\$ -	\$ -	\$ -	\$ -	\$ -	\$ -	\$ -	\$ -	\$ -	\$ -	\$ -	\$ -	\$ -	\$ -	\$ -	\$ -
Peak Annual Demand	\$/kVA p.a.	\$ 35.00	\$ 53.36	\$ -	\$ 88.37	\$ 33.76	\$ 51.03	\$ -	\$ 84.79	\$ 34.26	\$ 51.35	\$ -	\$ 85.61	\$ 37.08	\$ 51.36	\$ -	\$ 88.44	\$ 37.85	\$ 53.00	\$ -	\$ 90.85
Anytime Demand	\$/kVA p.a.	\$ 30.99	\$ -	\$ -	\$ 30.99	\$ 29.89	\$ -	\$ -	\$ 29.89	\$ 30.34	\$ -	\$ -	\$ 30.34	\$ 32.85	\$ -	\$ -	\$ 32.85	\$ 33.51	\$ -	\$ -	\$ 33.51
Peak Usage	\$/kWh	\$ -	\$ -	\$ -	\$ -	\$ -	\$ -	\$ -	\$ -	\$ -	\$ -	\$ -	\$ -	\$ -	\$ -	\$ -	\$ -	\$ -	\$ -	\$ -	\$ -
Off Peak Usage	\$/kWh	\$ -	\$ -	\$ -	\$ -	\$ -	\$ -	\$ -	\$ -	\$ -	\$ -	\$ -	\$ -	\$ -	\$ -	\$ -	\$ -	\$ -	\$ -	\$ -	\$ -
HV Business Generation Flexible																					
Supply Charge	\$ p.a.	\$ -	\$ -	\$ -	\$ -	\$ -	\$ -	\$ -	\$ -	\$ -	\$ -	\$ -	\$ -	\$ -	\$ -	\$ -	\$ -	\$ -	\$ -	\$ -	\$ -
Peak Annual Demand	\$/kVA p.a.	\$ 35.00	\$ 53.36	\$ -	\$ 88.37	\$ 33.76	\$ 51.03	\$ -	\$ 84.79	\$ 34.26	\$ 51.35	\$ -	\$ 85.61	\$ 37.08	\$ 51.36	\$ -	\$ 88.44	\$ 37.85	\$ 53.00	\$ -	\$ 90.85
Anytime Demand	\$/kVA p.a.	\$ 30.99	\$ 9.97	\$ -	\$ 40.95	\$ 29.89	\$ 9.53	\$ -	\$ 39.42	\$ 30.34	\$ 9.59	\$ -	\$ 39.93	\$ 32.85	\$ 9.60	\$ -	\$ 42.45	\$ 33.51	\$ 9.89	\$ -	\$ 43.40
Anytime Demand Flexible	\$/kVA p.a.	\$ 15.51	\$ 4.98	\$ -	\$ 20.50	\$ 14.97	\$ 4.76	\$ -	\$ 19.73	\$ 15.19	\$ 4.79	\$ -	\$ 19.98	\$ 16.43	\$ 4.80	\$ -	\$ 21.22	\$ 16.75	\$ 4.95	\$ -	\$ 21.70
Peak Usage	\$/kWh	\$ -	\$ -	\$ -	\$ -	\$ -	\$ -	\$ -	\$ -	\$ -	\$ -	\$ -	\$ -	\$ -	\$ -	\$ -	\$ -	\$ -	\$ -	\$ -	\$ -
Off Peak Usage	\$/kWh	\$ -	\$ -	\$ -	\$ -	\$ -	\$ -	\$ -	\$ -	\$ -	\$ -	\$ -	\$ -	\$ -	\$ -	\$ -	\$ -	\$ -	\$ -	\$ -	\$ -

Table 18: Indicative Major Business Generation pricing 2025-30 (\$ nominal)

Major Business Generation Customers <i>Tariff amended for individual Customers, e.g. TUoS and some DUoS fixed charges</i>	2025-26 Indicative				2026-27 Indicative				2027-28 Indicative				2028-29 Indicative				2029-30 Indicative				
	DUoS	TUoS	JSO	NUoS	DUoS	TUoS	JSO	NUoS	DUoS	TUoS	JSO	NUoS	DUoS	TUoS	JSO	NUoS	DUoS	TUoS	JSO	NUoS	
Zone Substation Generation																					
Supply Charge	\$ p.a.	\$ -	\$ -	\$ -	\$ -	\$ -	\$ -	\$ -	\$ -	\$ -	\$ -	\$ -	\$ -	\$ -	\$ -	\$ -	\$ -	\$ -	\$ -	\$ -	
Peak Demand	\$/kVA p.a.	\$ 10.00	\$ 53.36	\$ -	\$ 63.36	\$ 9.67	\$ 51.03	\$ -	\$ 60.70	\$ 9.33	\$ 51.35	\$ -	\$ 60.68	\$ 10.33	\$ 51.36	\$ -	\$ 61.69	\$ 10.62	\$ 53.00	\$ -	\$ 63.62
Anytime Demand	\$/kVA p.a.	\$ 24.02	\$ -	\$ -	\$ 24.02	\$ 23.25	\$ -	\$ -	\$ 23.25	\$ 22.47	\$ -	\$ -	\$ 22.47	\$ 24.89	\$ -	\$ -	\$ 24.89	\$ 25.62	\$ -	\$ -	\$ 25.62
Usage	\$/kWh	\$ -	\$ -	\$ -	\$ -	\$ -	\$ -	\$ -	\$ -	\$ -	\$ -	\$ -	\$ -	\$ -	\$ -	\$ -	\$ -	\$ -	\$ -	\$ -	
Zone Substation Generation Flexible																					
Supply Charge	\$ p.a.	\$ -	\$ -	\$ -	\$ -	\$ -	\$ -	\$ -	\$ -	\$ -	\$ -	\$ -	\$ -	\$ -	\$ -	\$ -	\$ -	\$ -	\$ -	\$ -	
Peak Demand	\$/kVA p.a.	\$ 10.00	\$ 53.36	\$ -	\$ 63.36	\$ 9.67	\$ 51.03	\$ -	\$ 60.70	\$ 9.33	\$ 51.35	\$ -	\$ 60.68	\$ 10.33	\$ 51.36	\$ -	\$ 61.69	\$ 10.62	\$ 53.00	\$ -	\$ 63.62
Anytime Demand	\$/kVA p.a.	\$ 24.02	\$ 9.97	\$ -	\$ 33.98	\$ 23.25	\$ 9.53	\$ -	\$ 32.78	\$ 22.47	\$ 9.59	\$ -	\$ 32.06	\$ 24.89	\$ 9.60	\$ -	\$ 34.49	\$ 25.62	\$ 9.89	\$ -	\$ 35.51
Anytime Demand Flexible	\$/kVA p.a.	\$ 12.01	\$ 4.98	\$ -	\$ 16.99	\$ 11.64	\$ 4.76	\$ -	\$ 16.41	\$ 11.24	\$ 4.79	\$ -	\$ 16.03	\$ 12.45	\$ 4.80	\$ -	\$ 17.25	\$ 12.81	\$ 4.95	\$ -	\$ 17.76
Usage	\$/kWh	\$ -	\$ -	\$ -	\$ -	\$ -	\$ -	\$ -	\$ -	\$ -	\$ -	\$ -	\$ -	\$ -	\$ -	\$ -	\$ -	\$ -	\$ -	\$ -	
Sub Transmission Generation																					
Supply Charge	\$ p.a.	\$ -	\$ -	\$ -	\$ -	\$ -	\$ -	\$ -	\$ -	\$ -	\$ -	\$ -	\$ -	\$ -	\$ -	\$ -	\$ -	\$ -	\$ -	\$ -	
Peak Demand	\$/kVA p.a.	\$ -	\$ 53.36	\$ -	\$ 53.36	\$ -	\$ 51.03	\$ -	\$ 51.03	\$ -	\$ 51.35	\$ -	\$ 51.35	\$ -	\$ 51.36	\$ -	\$ 51.36	\$ -	\$ 53.00	\$ -	\$ 53.00
Anytime Demand	\$/kVA p.a.	\$ 10.00	\$ -	\$ -	\$ 10.00	\$ 9.67	\$ -	\$ -	\$ 9.67	\$ 9.33	\$ -	\$ -	\$ 9.33	\$ 10.33	\$ -	\$ -	\$ 10.33	\$ 10.62	\$ -	\$ -	\$ 10.62
Usage	\$/kWh	\$ -	\$ -	\$ -	\$ -	\$ -	\$ -	\$ -	\$ -	\$ -	\$ -	\$ -	\$ -	\$ -	\$ -	\$ -	\$ -	\$ -	\$ -	\$ -	
Sub Transmission Generation Flexible																					
Supply Charge	\$ p.a.	\$ -	\$ -	\$ -	\$ -	\$ -	\$ -	\$ -	\$ -	\$ -	\$ -	\$ -	\$ -	\$ -	\$ -	\$ -	\$ -	\$ -	\$ -	\$ -	
Peak Demand	\$/kVA p.a.	\$ -	\$ 53.36	\$ -	\$ 53.36	\$ -	\$ 51.03	\$ -	\$ 51.03	\$ -	\$ 51.35	\$ -	\$ 51.35	\$ -	\$ 51.36	\$ -	\$ 51.36	\$ -	\$ 53.00	\$ -	\$ 53.00
Anytime Demand	\$/kVA p.a.	\$ 10.00	\$ 9.97	\$ -	\$ 19.97	\$ 9.67	\$ 9.53	\$ -	\$ 19.20	\$ 9.33	\$ 9.59	\$ -	\$ 18.92	\$ 10.33	\$ 9.60	\$ -	\$ 19.93	\$ 10.62	\$ 9.89	\$ -	\$ 20.51
Anytime Demand Flexible	\$/kVA p.a.	\$ 5.00	\$ 4.98	\$ -	\$ 9.98	\$ 4.85	\$ 4.76	\$ -	\$ 9.62	\$ 4.68	\$ 4.79	\$ -	\$ 9.48	\$ 5.18	\$ 4.80	\$ -	\$ 9.98	\$ 5.33	\$ 4.95	\$ -	\$ 10.27
Usage	\$/kWh	\$ -	\$ -	\$ -	\$ -	\$ -	\$ -	\$ -	\$ -	\$ -	\$ -	\$ -	\$ -	\$ -	\$ -	\$ -	\$ -	\$ -	\$ -	\$ -	

Appendix B – Indicative Pricing Schedules – Alternative Control Services

This appendix sets out our proposed tariff structure for alternative control services (**ACS**) comprising:

- Fee-based and quoted services
- Public Lighting services

ACS are direct control services that are initiated by and/or are directly attributable to specific customers (ie where the cost of the service can be assigned to an individual customer), that are subject to direct regulatory oversight. For the 2025-30 RCP, the AER proposed to classify network ancillary services and public lighting services as ACS. We have proposed prices for these services (included in this 2025-30 TSS) to the AER.

The approaches we used to determine the proposed prices for our ACS in the 2025-30 RCP are consistent with those we applied, and the AER approved for our 2020-25 RCP. The prices we have proposed reflect the efficient cost of providing each service and are consistent with the requirements of the NER.

In accordance with the AER’s 2025-30 Framework and Approach for SA Power Networks, price caps will apply for ACS and annual prices will be set in accordance with the AER approved price cap formulas.

Ancillary Network Services

Ancillary Network Services (**ANS**) include a diverse range of customer requested services that we provide on an as-requested basis. As an ACS, the full cost of providing ANS is recovered from the customer or third-party who requested or initiated the service. These services are provided to customers as fee-based or quoted services:

- **Fee-based services** – These are routine services, where the work involved in services is relatively standard. Fees are derived from the relevant labour rates, average time to perform the work, and other known costs. For fee-based services, a fixed-fee is charged irrespective of the actual time taken to provide the service; or
- **Quoted services** – Some service activities may vary considerably between jobs. This is often the case for one-off, non-standard, activities that are specific to a particular customer’s request. For quoted services, charges are formulated on a time and materials basis.

Our fee-based services charges were developed using historical data captured in relation to the provision of each service. This includes the forecast of the labour, equipment and materials, and contracting services applied in the provision of the service and the time estimated to provide that service.

The underlying nature and associated cost build-up of the proposed fee-based services remains consistent with that provided in the current 2020–25 period, with the 2020–25 AER approved prices continuing to be cost reflective. We have not proposed any amendments to the underlying inputs for our fee-based services for 2025–30.

Quoted services will be charged based on the quantity of labour, materials and contractor services required for the specific work request.

Proposed prices for 2025-30 RCP are largely consistent with those currently charged in the 2020-25 RCP. Refer section B.1 and section B.2 of this Appendix for the indicative fixed-fee and quoted services price schedule.

Public lighting

Public lighting services are defined as:

- the operation, maintenance, repair and replacement of public lighting assets;
- the alteration and relocation of public lighting assets; and
- the provision of new public lights.

Consistent with the methodology that supports the determination of network prices for SCS, we have applied a building block approach to determine the efficient cost of providing Public Lighting services. Incorporating the capital and operating costs associated with the provision of these services, the building block approach enables us to continue to support pricing flexibility and customer choice, aligned with our current negotiating framework.

Price options vary depending on the various service ‘package’ options selected by customers. This might include or exclude for example, the maintenance services for the lamp.

Proposed public lighting prices for the 2025-30 RCP have been developed following extensive consultation with councils and other public lighting customers.

Refer Section B.3 of this Appendix for the indicative public lighting price schedule.

B.1 Ancillary Network Services price schedule

The indicative prices for Ancillary Network Services for 2025-30 are provided in Table 19. All prices listed are exclusive of GST.

Table 19: Indicative 2025-30 prices for Ancillary Network Services (\$ nominal)

Service Group	Service	Service Description	ACS	2025/26	2026/27	2027/28	2028/29	2029/30
			Fee Code					
Network Ancillary Services – customer and third-party initiated services related to common distribution services								
Access permits, oversight and facilitation	Standard Charge Network Access Permit (8am - 3pm)	Organisation of switching requirements and field work to allow 3rd party access to de-energised assets or to work in close proximity of SA Power Networks assets, where work is completed between 8am and 3pm. This fee includes the administration associated with arranging the permit, and field work to issue the permit and relinquish the permit once work is completed.	ACS450	\$1,427.06	\$1,479.84	\$1,529.94	\$1,584.21	\$1,642.92
	Standard NAP Extended daytime hours (6am - 6pm) (Weekdays)	Organisation of switching requirements and field work to allow 3rd party access to de-energised assets or to work in close proximity of SA Power Networks assets, where the issuing of the permit or relinquishing of the permit is required to be completed between the hours of 6am and 6pm on weekdays.	ACS451	\$2,594.41	\$2,690.36	\$2,781.44	\$2,880.10	\$2,986.84
	Emergency NAP / Weekends / Night shift	Organisation of switching requirements and field work to allow 3rd party access to de-energised assets or to work in close proximity of SA Power Networks assets, where the issuing of the permit or relinquishing of the permit is required to be completed outside of business hours or in an emergency.	ACS452	\$3,652.61	\$3,787.70	\$3,915.92	\$4,054.82	\$4,205.09
	Network access management fee - cancellation	Cancellation of network access permit within 2 full business days of confirmed date.	ACS429	\$664.47	\$689.05	\$712.38	\$737.65	\$764.99

Service Group	Service	Service Description	ACS	2025/26	2026/27	2027/28	2028/29	2029/30
			Fee Code					
	Network access request - complex	Organisation of switching requirements and field work to allow 3rd party access to de-energised assets.	ACS380	Quoted	Quoted	Quoted	Quoted	Quoted
Network safety services	High Load Escorts	Assistance to a third party to transport a large vehicular load. Includes provision of labour and equipment to temporarily raise or remove mains to allow load to pass freely.	ACS390	Quoted	Quoted	Quoted	Quoted	Quoted
	Temporary line covering (e.g. tiger tails)	Temporary covering of LV mains, e.g. to erect and remove 'Tiger Tails' on LV mains.	ACS371	\$1,091.37	\$1,131.73	\$1,170.04	\$1,211.54	\$1,256.44
	Repeat call out - customer caused impact on the network (not first call out)	Customer requested network inspection to determine the cause of a customer outage, where there may be a safety and or reliability impact on the network or related component, and associated works to rectify a customer caused impact on the network. This charge is not applicable where it is determined that the customer outage was caused by a fault on the network or it is the first call out.	ACS382	Quoted	Quoted	Quoted	Quoted	Quoted
Inspection and auditing services	Site Inspection	Site inspection to determine nature of the requested connection service < 2 hrs.	ACS398	\$443.46	\$459.86	\$475.43	\$492.29	\$510.53
	Re-inspection for compliance	Re-inspection of an asset issued with a non-compliance notice (including travel time) – up to 3 hours normal time. This fee will also apply where a certificate of compliance is required for disconnection &/or reconnection	ACS345	\$530.49	\$550.11	\$568.73	\$588.90	\$610.72
	Re-inspection for compliance > 3hrs	Re-inspection of an asset issued with a non-compliance notice – hourly rate after 3 hours normal time.	ACS346	\$176.82	\$183.36	\$189.57	\$196.29	\$203.56
	Re-inspection for compliance – after hours	Re-inspection of an asset issued with a non-compliance notice – hourly rate after hours.	ACS347	\$352.28	\$365.31	\$377.68	\$391.08	\$405.57

Service Group	Service	Service Description	ACS Fee Code	2025/26	2026/27	2027/28	2028/29	2029/30
	Works & Design compliance	Works/design compliance of an asset to be vested by a customer/developer to SA Power Networks. This includes administration, design compliance against specification and vesting. Applies to contestable works such as RDs (real estate developments) and contestable connections where SA Power Networks is not the constructor of the extension works.	ACS344	Quoted	Quoted	Quoted	Quoted	Quoted
	Specification re-compliance	Resubmission of a design which previously did not satisfy the SA Power Networks spec.	ACS343	Quoted	Quoted	Quoted	Quoted	Quoted
Security Lights	Security Lighting - HID <=400W	Annual fee for floodlight capital cost recovery and maintenance of installed security lights up to 400W (non-LED). This fee also includes removal of the light, installation costs are recovered as a quoted fee upon request.	ACS453	\$216.31	\$223.02	\$229.26	\$235.80	\$242.65
	Security Lighting - HID >400W	Annual fee for floodlight capital cost recovery and maintenance of installed security lights greater than 400W (non-LED). This fee also includes removal of the light, installation costs are recovered as a quoted fee upon request.	ACS454	\$387.23	\$399.25	\$410.42	\$422.13	\$434.40
	Security Lighting - LED <=200W	Annual fee for floodlight capital cost recovery and maintenance of installed LED security lights up to 200W. This fee also includes removal of the light, installation costs are recovered as a quoted fee upon request.	ACS455	\$272.38	\$280.83	\$288.69	\$296.93	\$305.56
	Security Lighting - LED >200W	Annual fee for floodlight capital cost recovery and maintenance of installed LED security lights greater than 200W. This fee also includes removal of the light, installation costs are recovered as a quoted fee upon request.	ACS456	\$506.07	\$521.77	\$536.37	\$551.67	\$567.71

Service Group	Service	Service Description	ACS Fee Code	2025/26	2026/27	2027/28	2028/29	2029/30
	Security light installation / upgrade	Customer requested installation of new security lighting or upgrade of existing security lighting	ACS412	Quoted	Quoted	Quoted	Quoted	Quoted
Customer requested provision of electricity network data & asset location services	Location of underground mains – provision of plans from office	Location of underground mains at the request of a customer – provision of plans from the office (no site visit required).	ACS373	\$176.82	\$183.36	\$189.57	\$196.29	\$203.56
	Location of underground mains at the request of a customer	Location of underground mains at the request of a customer – site visit required	ACS374	Quoted	Quoted	Quoted	Quoted	Quoted
	Asset information request	Provision of asset information relating to condition, rating or available capacity to engineering consultants and electrical contractors and the supply of GIS information to customers or authorities < 1 hours work per request.	ACS377	\$221.02	\$229.19	\$236.95	\$245.35	\$254.44
	Asset info request - Ground level transformers (site visit to open and visually see equipment)	Confirmation of available equipment in ground level transformers where the door needs to be opened by a SA Power Networks employee.	ACS379	\$443.46	\$459.86	\$475.43	\$492.29	\$510.53
	Swing & Sag Calculations up to 11kV	Project management and survey work undertaken to prepare and issue a swing and sag calculation letter for the customer – up to 11kV.	ACS419	\$2,662.09	\$2,760.55	\$2,854.00	\$2,955.24	\$3,064.76
	Swing & Sag Calculations > 11kV	Project management and survey work undertaken to prepare and issue a swing and sag calculation letter for the customer - > 11KV.	ACS428	\$3,549.00	\$3,680.26	\$3,804.85	\$3,939.81	\$4,085.82
	Other data requests	Any other customer requested provision of electricity network information	ACS422	Quoted	Quoted	Quoted	Quoted	Quoted
EV charging of last resort	EV charging of last resort	The provision, construction and maintenance of EV charging infrastructure requested by a third party, where these services are unable to be reasonably procured from the contestable market.	ACS525	Quoted	Quoted	Quoted	Quoted	Quoted

Service Group	Service	Service Description	ACS	2025/26	2026/27	2027/28	2028/29	2029/30
			Fee Code					
Retailer Requested Metering services —activities relating to the measurement of electricity supplied to and from customers through the distribution system (excluding network meters)								
Auxiliary metering services (type 5 to 7 metering installations)	Meter test – single phase	Customer requested meter test where SA Power Networks is the Metering Coordinator (MC) and when a test is required due to high account or a subsequent incorrect functioning solar installation.	ACS356	\$160.26	\$166.19	\$171.82	\$177.91	\$184.50
	Meter test – additional single-phase meter	Testing of each additional single-phase meter in conjunction with single phase meter test.	ACS357	\$0.00	\$0.00	\$0.00	\$0.00	\$0.00
	Meter test – three-phase	Customer requested meter test where SA Power Networks is the Metering Coordinator (MC) and when a test is required due to high account or a subsequent incorrect functioning solar installation.	ACS358	\$160.26	\$166.19	\$171.82	\$177.91	\$184.50
	Meter test – additional three phase meter	Testing of each additional three-phase meter in conjunction with single phase meter test.	ACS359	\$0.00	\$0.00	\$0.00	\$0.00	\$0.00
	Priority or out of hour appointment – less than 3 hours	Provision of a priority appointment at the customer’s request. Work will be undertaken out of hours or during normal hours in which case another job will be done after hours to accommodate the requested date. Charge per person.	ACS401	\$273.53	\$283.65	\$293.25	\$303.65	\$314.90
	Charge for Meter Test (where an appointment has been requested by the customer's retailer) where SAPN is MC	This charge applies when an appointment is requested for a retailer-requested meter test. Charge is the combination of ACS356 and ACS401, where ACS401 reflects only the incremental costs associated with facilitating an appointment.	ACS460	\$433.80	\$449.84	\$465.07	\$481.57	\$499.42
	Meter inspection fee	Request to complete physical inspection where SA Power Networks is the Metering Coordinator (MC) due to suspected meter tampering, equipment damage, or requested by the customer or their retailer.	ACS364	\$71.84	\$74.50	\$77.02	\$79.75	\$82.71

Service Group	Service	Service Description	ACS	2025/26	2026/27	2027/28	2028/29	2029/30
			Fee Code					
	Meter inspection fee – each additional meter	Request to complete physical inspection where SA Power Networks is the Metering Coordinator (MC) - each additional meter.	ACS365	\$0.00	\$0.00	\$0.00	\$0.00	\$0.00
	Meter Inspection Fee (where an appointment has been requested by the customer's retailer)	This charge applies when an appointment is requested for a retailer-requested meter inspection. Charge is the combination of ACS364 and ACS401, where ACS401 reflects only the incremental costs associated with facilitating an appointment.	ACS461	\$345.37	\$358.14	\$370.26	\$383.39	\$397.60
	Special meter read visit – normal hours	A special meter reading visit occurs when a customer requests a check read or special read at premises.	ACS386	\$19.33	\$20.04	\$20.72	\$21.45	\$22.24
	Special meter read visit – after hours	A special meter reading visit occurs when a customer requests a check read or special read at premises (where after-hours visit is requested).	ACS387	\$129.86	\$134.66	\$139.22	\$144.16	\$149.50
	Special Read / Disco / Reco - Cancellation	Special meter reading, disconnection, or reconnection visit which is subsequently cancelled. This fee will be charged for all service orders cancelled prior to the work being completed.	ACS388	\$15.20	\$15.76	\$16.29	\$16.87	\$17.50
	Meter read – subsequent attempt	Subsequent attempts to read a meter after reasonable attempt has been made but has been unsuccessful due to access difficulties.	ACS389	\$19.33	\$20.04	\$20.72	\$21.45	\$22.24
	Meter reconfiguration	On-site reconfiguration of meters in response to customer requests such as changes to tariffs, two-rate meter settings, time clocks	ACS308	Quoted	Quoted	Quoted	Quoted	Quoted
	Charge for meter removal	Includes both single and multiphase meters e.g. removal of redundant Controlled Load tariff meter (not permanent removal of supply or NMI)	ACS304	Quoted	Quoted	Quoted	Quoted	Quoted

Service Group	Service	Service Description	ACS Fee Code	2025/26	2026/27	2027/28	2028/29	2029/30
	Other metering services	All other metering services requested by the Retailer that are not listed above	ACS462	Quoted	Quoted	Quoted	Quoted	Quoted
Retailer requested connection services—services relating to the electrical or physical connection of a customer to the network								
Removal of Service	Permanent abolishment of LV service	Request for permanent abolishment of the LV supply provision (this does not include the removal of additional distribution assets i.e. poles and transformers)	ACS301	\$817.84	\$848.09	\$876.80	\$907.90	\$941.55
Temporary disconnection & reconnection services	Retailer fee - disconnection & reconnection – Disconnection at meter	Retailer requested disconnection of supply.	ACS403	\$58.01	\$60.16	\$62.20	\$64.41	\$66.80
	Retailer fee - disconnection & reconnection – reconnection at meter	Retailer requested reconnection of supply.	ACS404	\$58.01	\$60.16	\$62.20	\$64.41	\$66.80
	Retailer fee - disconnection & reconnection – reconnect meter after hours	Retailer requested reconnection of supply after hours.	ACS405	\$129.86	\$134.66	\$139.22	\$144.16	\$149.50
	Retailer fee - Knock before you disconnect	Retailer request to knock before an installation is disconnected for non-payment. This would be completed a few days before the disconnection date, encouraging the customer to contact their retailer prior to disconnection	ACS406	\$43.39	\$44.99	\$46.51	\$48.16	\$49.94
	Retailer fee - disconnection & reconnection O/head - truck attendance	Retailer requested disconnection and reconnection of supply where a line truck is required (e.g. for a pole top disconnection).	ACS430	\$1,156.29	\$1,199.06	\$1,239.65	\$1,283.62	\$1,331.19
	Retailer fee - Temporary isolation of customer's LV supply >100Amp	Retailer fee for disconnecting and reconnecting a customer, service >100Amp, requiring more complex solution and specialist connect mechanics	ACS432	Quoted	Quoted	Quoted	Quoted	Quoted

Service Group	Service	Service Description	ACS	2025/26	2026/27	2027/28	2028/29	2029/30
			Fee Code					
	Third party requested outage for purpose of replacing a meter	At the request of a retailer provide notification to affected customers and facilitate the disconnection & reconnection of customer metering installations where a retailer planned interruption cannot be conducted.	ACS457	\$446.22	\$462.72	\$478.38	\$495.35	\$513.71
	Multi-site outages for purpose of replacing a meter	Single Crew RTI for multi-site – 2 NMIs	ACS472	\$292.31	\$303.12	\$313.38	\$324.50	\$336.53
		Single Crew RTI for multi-site – 3 NMIs	ACS473	\$194.88	\$202.09	\$208.93	\$216.34	\$224.36
		Single Crew RTI for multi-site – 4 NMIs	ACS474	\$146.16	\$151.57	\$156.70	\$162.26	\$168.27
		Single Crew RTI for multi-site – 5 NMIs	ACS475	\$116.93	\$121.25	\$125.35	\$129.80	\$134.61
		Single Crew RTI for multi-site – 6 NMIs	ACS476	\$125.41	\$130.05	\$134.45	\$139.22	\$144.38
		Single Crew RTI for multi-site – 7 NMIs	ACS477	\$107.49	\$111.47	\$115.24	\$119.33	\$123.75
		Single Crew RTI for multi-site – 8 NMIs	ACS478	\$94.05	\$97.53	\$100.83	\$104.41	\$108.28
		Single Crew RTI for multi-site – 9 NMIs	ACS479	\$83.60	\$86.69	\$89.62	\$92.80	\$96.24
		Single Crew RTI for multi-site – 10 NMIs	ACS480	\$75.24	\$78.02	\$80.66	\$83.52	\$86.62
		Single Crew RTI for multi-site – Over 10 NMIs	ACS481	\$69.99	\$72.58	\$75.04	\$77.70	\$80.58
		Truck Crew RTI for multi-site – 2 NMIs	ACS492	\$674.54	\$699.49	\$723.17	\$748.82	\$776.57
		Truck Crew RTI for multi-site – 3 NMIs	ACS493	\$449.69	\$466.32	\$482.11	\$499.21	\$517.71
		Truck Crew RTI for multi-site – 4 NMIs	ACS494	\$337.27	\$349.74	\$361.58	\$374.41	\$388.29
		Truck Crew RTI for multi-site – 5 NMIs	ACS495	\$269.82	\$279.80	\$289.27	\$299.53	\$310.63
		Truck Crew RTI for multi-site – 6 NMIs	ACS496	\$285.70	\$296.27	\$306.30	\$317.16	\$328.91
		Truck Crew RTI for multi-site – 7 NMIs	ACS497	\$244.88	\$253.94	\$262.54	\$271.85	\$281.92
		Truck Crew RTI for multi-site – 8 NMIs	ACS498	\$214.27	\$222.19	\$229.71	\$237.86	\$246.68
		Truck Crew RTI for multi-site – 9 NMIs	ACS499	\$190.46	\$197.50	\$204.19	\$211.43	\$219.27
		Truck Crew RTI for multi-site – 10 NMIs	ACS500	\$171.42	\$177.76	\$183.78	\$190.30	\$197.35
		Truck Crew RTI for multi-site – Over 10 NMIs	ACS501	\$157.42	\$163.24	\$168.77	\$174.76	\$181.24

Service Group	Service	Service Description	ACS Fee Code	2025/26	2026/27	2027/28	2028/29	2029/30
Retailer Bypass Request	Retailer Initiated Alteration Bypass Fee	Supply restoration due to third party meter fault or issue within metropolitan area	ACS458	\$511.28	\$530.19	\$548.14	\$567.58	\$588.61
	Retailer Initiated Alteration Bypass Fee	Supply restoration due to third party meter fault or issue within regional area	ACS459	\$760.29	\$788.41	\$815.10	\$844.01	\$875.29
Connection services—services relating to the electrical or physical connection of a customer to the network								
Temporary supply services	Temporary supply -overhead or underground on existing pole	Provision of a temporary over to under service or overhead service on an existing Stobie pole that is located up to 25 metres from the customer’s property boundary on the mains side of the street.	ACS141	\$1,518.24	\$1,574.39	\$1,627.69	\$1,685.43	\$1,747.89
	Temporary supply - Existing pit/pillar	Provision of a temporary service from an existing low voltage service pit/pillar that is located up to 25 metres from the property boundary.	ACS145	\$607.84	\$630.32	\$651.66	\$674.78	\$699.79
	Temporary supply - New pole required	Provision of a temporary over to under service on a new low voltage pole which includes one span of LV ABC mains up to 25 metres from the existing supply mains or provision of a temporary single or multi-phase overhead service from a new low voltage pole to a structure provided by the customer i.e. customer installs a temporary pole and meter box, in lieu of an over to under service and where multi phases is available.	ACS104	Quoted	Quoted	Quoted	Quoted	Quoted

Service Group	Service	Service Description	ACS Fee Code	2025/26	2026/27	2027/28	2028/29	2029/30
	Temporary supply - New pit/pillar required	Provision of a temporary service from a new low voltage service pit/pillar that is located up to 25 metres from the existing supply mains. A customer may elect to trench to a pit which is greater than 25 metres, but no further than 100 metres from their property boundary, and on the same side of the street. The customer will be responsible for all costs associated with these works and obtaining all relevant authorities' approvals.	ACS143	Quoted	Quoted	Quoted	Quoted	Quoted
Temporary disconnection & reconnection services	Temporary disconnect and reconnect - customer requested	Requests for a temporary disconnection and reconnection, requiring a line truck attendance.	ACS302	\$1,152.16	\$1,194.77	\$1,235.22	\$1,279.03	\$1,326.43
		Requests for a temporary disconnection and reconnection, requiring a single person crew attendance.	ACS330	\$368.84	\$382.48	\$395.43	\$409.46	\$424.63
	Temporary isolation of customer's LV supply >100Amp capacity	ACS303	Quoted	Quoted	Quoted	Quoted	Quoted	
Contestable Specification fees	Connections specification fee - \$0-\$200k project	Work undertaken in preparing and issuing the specification including one site visit for customer extension works. Project value \$0 - \$200k based on contestable value of project.	ACS340	\$3,325.21	\$3,448.19	\$3,564.92	\$3,691.37	\$3,828.17
	Connections specification fee - >\$200k project	Work undertaken in preparing and issuing the specification including one site visit for customer extension works. Project value greater than \$200k based on contestable value of project.	ACS341	\$5,876.77	\$6,094.12	\$6,300.42	\$6,523.90	\$6,765.67

Service Group	Service	Service Description	ACS	2025/26	2026/27	2027/28	2028/29	2029/30
			Fee Code					
Miscellaneous customer charges	Excess kVAR incentive	The Excess kVAR incentive charge is applied in accordance with Power Factor requirements outlined in SA Power Networks' Service & Installation Rules. The charges are measured based on the most recent regulatory year and applied for the upcoming regulatory year.	ACS366	\$67.68	\$70.18	\$72.56	\$75.13	\$77.91
	Priority or out of hour appointment – less than 3 hours	Provision of a priority appointment at the customer's request. Work will be undertaken out of hours or during normal hours in which case another job will be done after hours to accommodate the requested date. Charge per person.	ACS401	\$273.53	\$283.65	\$293.25	\$303.65	\$314.90
	Wasted Visit - Meter Provider Non-Attendance	Where SA Power Networks was unable to complete the scheduled connection or alteration due to the metering provider's non-attendance.	ACS395	Quoted	Quoted	Quoted	Quoted	Quoted
	Wasted Visit – Scheduled Customer Connection Appointment	Where SA Power Networks was unable to complete the scheduled connection or metering works due to the customer's installation not being ready or compliant.	ACS396	Quoted	Quoted	Quoted	Quoted	Quoted
	Late Cancellation of Connection Appointment	Where a connection appointment is cancelled with less than 2 full business days' notice prior to the connection date by the customer/their agent, retailer or metering provider.	ACS397	Quoted	Quoted	Quoted	Quoted	Quoted
	Solar installation enquiry – single phase	Customer requests SA Power Networks to attend a single-phase solar installation which is not functioning correctly, and it is determined by the SA Power Networks' personnel that the problem is a result of the customer's solar installation being incorrectly set / malfunctioning.	ACS360	\$160.26	\$166.19	\$171.82	\$177.91	\$184.50

Service Group	Service	Service Description	ACS	2025/26	2026/27	2027/28	2028/29	2029/30
			Fee Code					
	Solar installation enquiry – three-phase	Customer requests SA Power Networks to attend a multi-phase solar installation which is not functioning correctly, and it is determined by the SA Power Networks’ personnel that the problem is a result of the customer’s solar installation being incorrectly set / malfunctioning.	ACS362	\$160.26	\$166.19	\$171.82	\$177.91	\$184.50
Enhanced connection services	Alter/relocate/replace of overhead/underground service	Customer request for relocation / alteration or replacement of an existing overhead or underground service.	ACS106	\$1,679.86	\$1,741.99	\$1,800.96	\$1,864.84	\$1,933.95
	Multiphase upgrade - O/under or O/head	Provision of an over to under service on an existing low voltage stobie pole or an overhead service from an existing low voltage stobie pole and the requested number of phases are available.	ACS109	\$1,729.59	\$1,793.56	\$1,854.28	\$1,920.05	\$1,991.21
	Multiphase upgrade - existing service pit/pillar	Connection provided from an existing suitable low voltage service pit / pillar and the requested number of phases are available at the service point.	ACS110	\$705.94	\$732.05	\$756.83	\$783.68	\$812.72
	Additional service for a duplex split (existing metered strata title split into two Torrens titles, no additional load)	Provision of an over to under service on an existing low voltage stobie pole or from an existing service pit/pillar that is located up to 25 metres from the customer’s property boundary on the same side of the street and the requested number of phases are available.	ACS111	\$1,701.96	\$1,764.91	\$1,824.66	\$1,889.38	\$1,959.40
	Distribution energy resource firm offer - >30kW-200kW	Work undertaken for the network analysis, preparing and issuing an offer letter, contract and associated commissioning for the customer’s distributed energy resource.	ACS427	\$5,007.83	\$5,193.05	\$5,368.85	\$5,559.29	\$5,765.32

Service Group	Service	Service Description	ACS Fee Code	2025/26	2026/27	2027/28	2028/29	2029/30
	Distributed energy resource services	All other distributed energy resource services, including for generation >200kW, miscellaneous services associated with distribution connected unit connections	ACS463	Quoted	Quoted	Quoted	Quoted	Quoted
	Asset relocation services	All requests for relocation of assets on the electricity distribution network, including relocation of poles, relocation or adjusting the height of pit/pillars, relocating or underground conductor or cable	ACS464	Quoted	Quoted	Quoted	Quoted	Quoted
	Back-up feeder charge	This charge is applied when a customer has two connection points supplying their site and full supply can be taken from either supply point.	ACS367	Quoted	Quoted	Quoted	Quoted	Quoted
	All other connections, no additional load	Includes provision of additional services where new assets are required (including new service pit / pillar, new service pole or LV mains >25m and flying services)	ACS200	Quoted	Quoted	Quoted	Quoted	Quoted
Training Services	Training	Provision of training to third parties for network related access	ACS465	Quoted	Quoted	Quoted	Quoted	Quoted
Material Sales	Material Sales	Sale of approved materials or equipment	ACS466	Quoted	Quoted	Quoted	Quoted	Quoted

B.2 Quoted services

Common quoted services have been referenced within the Ancillary Network Services Price List in section B.1. Quoted services will be provided to customers as required to meet the ongoing need of our customers during the 2025-30 RCP.

B.2.1 Quoted service labour rates

The indicative labour rates for 2025-30 are contained in Table 20. All prices listed are exclusive of GST. Overtime rates will be applicable to all after hours work.

Table 20: Indicative 2025-30 labour rates for quoted services (\$ nominal)

Labour Code	Description	2025/26		2026/27		2027/28		2028/29		2029/30	
		Ordinary Time	Overtime	Ordinary Time	Overtime	Ordinary Time	Overtime	Ordinary Time	Overtime	Ordinary Time	Overtime
Admin	Administrative Officer	\$103.96	\$177.31	\$107.81	\$183.87	\$111.46	\$190.09	\$115.41	\$196.83	\$119.69	\$204.12
PM	Project Manager	\$208.66	\$354.71	\$216.38	\$367.83	\$223.71	\$380.28	\$231.65	\$393.77	\$240.23	\$408.36
FW	Field Worker	\$190.00	\$309.81	\$197.03	\$321.27	\$203.70	\$332.15	\$210.93	\$343.93	\$218.75	\$356.68
Tech	Technical Specialist	\$208.66	\$354.71	\$216.38	\$367.83	\$223.71	\$380.28	\$231.65	\$393.77	\$240.23	\$408.36
Eng	Engineer	\$194.75	\$331.06	\$201.95	\$343.30	\$208.79	\$354.92	\$216.20	\$367.51	\$224.21	\$381.13
SEng	Senior Engineer	\$222.56	\$378.34	\$230.79	\$392.34	\$238.60	\$405.62	\$247.06	\$420.01	\$256.22	\$435.58

B.3 Public Lighting price schedule

The indicative prices for 2025-30 are provided in Table 21 and Table 22 below. All prices listed are annual charges, exclusive of GST.

Table 21: Indicative 2025-30 annual public lighting charges – LED lights (\$ nominal)

Category	Service Description	Code	Light	2025/26 \$/year	2026/27 \$/year	2027/28 \$/year	2028/29 \$/year	2029/30 \$/year
All Lights	Energy Only		All lights	\$3.11	\$3.20	\$3.28	\$3.36	\$3.44
P Category	CLER	LED16	StreetLED 17W Mk3 (inc. SAPNS)	\$15.97	\$16.42	\$16.83	\$17.25	\$17.68
		LED17	Sylvania StreetLED 17W	\$16.33	\$16.79	\$17.21	\$17.64	\$18.08
		LED29	Sylvania StreetLED 25W	\$16.46	\$16.92	\$17.34	\$17.77	\$18.21
		LED22	Sylvania StreetLED 18W	\$16.83	\$17.30	\$17.73	\$18.17	\$18.62
		LED46	Advanced Edge40 D350P 46W	\$16.36	\$16.82	\$17.24	\$17.67	\$18.11
		LED43	Pecan SAT-48S 44W	\$16.36	\$16.82	\$17.24	\$17.67	\$18.11
		LED17 PT	Kensington 17W PT	\$21.15	\$21.74	\$22.28	\$22.84	\$23.41
		LED35	Pecan NXT-24S 450 35W	\$19.61	\$20.16	\$20.66	\$21.18	\$21.71
		LED39	Alt Ledway 30 D350 39W	\$16.36	\$16.82	\$17.24	\$17.67	\$18.11
		LED26	Alt Ledway 20 D350 26W	\$16.36	\$16.82	\$17.24	\$17.67	\$18.11
		LED20	Pecan NXT-12S 525 20W	\$19.61	\$20.16	\$20.66	\$21.18	\$21.71
		LED28	Pecan NXT-24S 350 29W	\$19.61	\$20.16	\$20.66	\$21.18	\$21.71
		LED23 PT	Bourke Hill 22W LED	\$19.27	\$19.81	\$20.31	\$20.82	\$21.34
		LED24	StreetLED 24W Mk3	\$16.32	\$16.78	\$17.20	\$17.63	\$18.07
		LED18 PT	B2001 PT 17W Neo	\$18.64	\$19.16	\$19.64	\$20.13	\$20.63
		LED19 PT	B2001 PT 17W Shade	\$18.99	\$19.52	\$20.01	\$20.51	\$21.02
		LED32 PT	B2001 PT 34W Neo	\$19.03	\$19.56	\$20.05	\$20.55	\$21.06
		LED33 PT	B2001 PT 34W Shade	\$19.98	\$20.54	\$21.05	\$21.58	\$22.12
	PLC	LED16	StreetLED 17W Mk3 (inc. SAPNS)	\$63.02	\$64.78	\$66.40	\$68.06	\$69.76
		LED17	Sylvania StreetLED 17W	\$63.36	\$65.13	\$66.76	\$68.43	\$70.14

Category	Service Description	Code	Light	2025/26 \$/year	2026/27 \$/year	2027/28 \$/year	2028/29 \$/year	2029/30 \$/year
		LED29	Sylvania StreetLED 25W	\$63.48	\$65.26	\$66.89	\$68.56	\$70.27
		LED22	Sylvania StreetLED 18W	\$63.84	\$65.63	\$67.27	\$68.95	\$70.67
		LED46	Advanced Edge40 D350P 46W*	\$63.39	\$65.16	\$66.79	\$68.46	\$70.17
		LED43	Pecan SAT-48S 44W*	\$63.39	\$65.16	\$66.79	\$68.46	\$70.17
		LED17 PT	Kensington 17W PT	\$67.91	\$69.81	\$71.56	\$73.35	\$75.18
		LED35	Pecan NXT-24S 450 35W*	\$66.45	\$68.31	\$70.02	\$71.77	\$73.56
		LED39	Alt Ledway 30 D350 39W*	\$63.39	\$65.16	\$66.79	\$68.46	\$70.17
		LED26	Alt Ledway 20 D350 26W*	\$63.39	\$65.16	\$66.79	\$68.46	\$70.17
		LED20	Pecan NXT-12S 525 20W*	\$66.45	\$68.31	\$70.02	\$71.77	\$73.56
		LED28	Pecan NXT-24S 350 29W*	\$66.45	\$68.31	\$70.02	\$71.77	\$73.56
		LED23 PT	Bourke Hill 22W LED	\$66.14	\$67.99	\$69.69	\$71.43	\$73.22
		LED24	StreetLED 24W Mk3	\$63.35	\$65.12	\$66.75	\$68.42	\$70.13
		LED18 PT	B2001 PT 17W Neo	\$65.54	\$67.38	\$69.06	\$70.79	\$72.56
		LED19 PT	B2001 PT 17W Shade	\$65.87	\$67.71	\$69.40	\$71.14	\$72.92
		LED32 PT	B2001 PT 34W Neo	\$65.91	\$67.76	\$69.45	\$71.19	\$72.97
		LED33 PT	B2001 PT 34W Shade	\$66.80	\$68.67	\$70.39	\$72.15	\$73.95
TFI		LED16	StreetLED 17W Mk3 (inc. SAPNS)	\$85.88	\$88.28	\$90.49	\$92.75	\$95.07
		LED17	Sylvania StreetLED 17W	\$90.16	\$92.68	\$95.00	\$97.38	\$99.81
		LED29	Sylvania StreetLED 25W	\$91.69	\$94.26	\$96.62	\$99.04	\$101.52
		LED22	Sylvania StreetLED 18W	\$96.10	\$98.79	\$101.26	\$103.79	\$106.38
		LED46	Advanced Edge40 D350P 46W	\$90.48	\$93.01	\$95.34	\$97.72	\$100.16
		LED43	Pecan SAT-48S 44W	\$90.48	\$93.01	\$95.34	\$97.72	\$100.16
		LED17 PT	Kensington 17W PT	\$146.92	\$151.03	\$154.81	\$158.68	\$162.65
		LED35	Pecan NXT-24S 450 35W	\$128.80	\$132.41	\$135.72	\$139.11	\$142.59
		LED39	Alt Ledway 30 D350 39W	\$90.48	\$93.01	\$95.34	\$97.72	\$100.16

Category	Service Description	Code	Light	2025/26 \$/year	2026/27 \$/year	2027/28 \$/year	2028/29 \$/year	2029/30 \$/year
		LED26	Alt Ledway 20 D350 26W	\$90.48	\$93.01	\$95.34	\$97.72	\$100.16
		LED20	Pecan NXT-12S 525 20W	\$128.80	\$132.41	\$135.72	\$139.11	\$142.59
		LED28	Pecan NXT-24S 350 29W	\$128.80	\$132.41	\$135.72	\$139.11	\$142.59
		LED23 PT	Bourke Hill 22W LED	\$124.82	\$128.31	\$131.52	\$134.81	\$138.18
		LED24	StreetLED 24W Mk3	\$90.00	\$92.52	\$94.83	\$97.20	\$99.63
		LED18 PT	B2001 PT 17W Neo	\$117.32	\$120.60	\$123.62	\$126.71	\$129.88
		LED19 PT	B2001 PT 17W Shade	\$121.44	\$124.84	\$127.96	\$131.16	\$134.44
		LED32 PT	B2001 PT 34W Neo	\$121.97	\$125.39	\$128.52	\$131.73	\$135.02
		LED33 PT	B2001 PT 34W Shade	\$133.12	\$136.85	\$140.27	\$143.78	\$147.37
SAPN		LED16	StreetLED 17W Mk3 (inc. SAPNS)	\$100.25	\$103.06	\$105.64	\$108.28	\$110.99
		LED17	Sylvania StreetLED 17W	\$107.01	\$110.01	\$112.76	\$115.58	\$118.47
		LED29	Sylvania StreetLED 25W	\$109.42	\$112.48	\$115.29	\$118.17	\$121.12
		LED22	Sylvania StreetLED 18W	\$116.39	\$119.65	\$122.64	\$125.71	\$128.85
		LED46	Advanced Edge40 D350P 46W*	\$107.52	\$110.53	\$113.29	\$116.12	\$119.02
		LED43	Pecan SAT-48S 44W*	\$107.52	\$110.53	\$113.29	\$116.12	\$119.02
		LED17 PT	Kensington 17W PT	\$196.61	\$202.12	\$207.17	\$212.35	\$217.66
		LED35	Pecan NXT-24S 450 35W*	\$168.00	\$172.70	\$177.02	\$181.45	\$185.99
		LED39	Alt Ledway 30 D350 39W*	\$107.52	\$110.53	\$113.29	\$116.12	\$119.02
		LED26	Alt Ledway 20 D350 26W*	\$107.52	\$110.53	\$113.29	\$116.12	\$119.02
		LED20	Pecan NXT-12S 525 20W*	\$168.00	\$172.70	\$177.02	\$181.45	\$185.99
		LED28	Pecan NXT-24S 350 29W*	\$168.00	\$172.70	\$177.02	\$181.45	\$185.99
		LED23 PT	Bourke Hill 22W LED	\$161.72	\$166.25	\$170.41	\$174.67	\$179.04
		LED24	StreetLED 24W Mk3	\$106.76	\$109.75	\$112.49	\$115.30	\$118.18
		LED18 PT	B2001 PT 17W Neo	\$149.89	\$154.09	\$157.94	\$161.89	\$165.94
		LED19 PT	B2001 PT 17W Shade	\$156.39	\$160.77	\$164.79	\$168.91	\$173.13

Category	Service Description	Code	Light	2025/26 \$/year	2026/27 \$/year	2027/28 \$/year	2028/29 \$/year	2029/30 \$/year
		LED32 PT	B2001 PT 34W Neo	\$157.22	\$161.62	\$165.66	\$169.80	\$174.05
		LED33 PT	B2001 PT 34W Shade	\$174.82	\$179.71	\$184.20	\$188.81	\$193.53
V Category	CLER	LED200	Pecan SAT-96M 200W	\$22.01	\$22.63	\$23.20	\$23.78	\$24.37
		LED105	Aldridge LED 105W	\$26.44	\$27.18	\$27.86	\$28.56	\$29.27
		LED198	Aldridge LED 198W	\$26.44	\$27.18	\$27.86	\$28.56	\$29.27
		LED88	Alt Ledway 40 D700 88W	\$22.01	\$22.63	\$23.20	\$23.78	\$24.37
		LED70	Advanced Edge40 D525P 70W	\$22.01	\$22.63	\$23.20	\$23.78	\$24.37
		LED150	A1 Insights 150W	\$21.16	\$21.75	\$22.29	\$22.85	\$23.42
		LED90	Advanced Edge40 D700 88W	\$22.01	\$22.63	\$23.20	\$23.78	\$24.37
		LED72	Pecan SAT-48S 72W	\$22.01	\$22.63	\$23.20	\$23.78	\$24.37
		LED117	Pecan NXT-72M 117W	\$23.88	\$24.55	\$25.16	\$25.79	\$26.43
		LED158	Pecan NXT-72M 158W	\$23.88	\$24.55	\$25.16	\$25.79	\$26.43
		LED298	Aldridge ALS216 298W	\$26.44	\$27.18	\$27.86	\$28.56	\$29.27
		LED178	Pecan SAT-96M 178W	\$22.01	\$22.63	\$23.20	\$23.78	\$24.37
		LED175	Sylvania RoadLED 175W	\$22.47	\$23.10	\$23.68	\$24.27	\$24.88
		LED79	Pecan NXT-72M 350 78W	\$23.88	\$24.55	\$25.16	\$25.79	\$26.43
		LED80	Sylvania RoadLED 80W	\$21.16	\$21.75	\$22.29	\$22.85	\$23.42
		LED60	Sylvania RoadLED 60W	\$20.93	\$21.52	\$22.06	\$22.61	\$23.18
		LED155 TM	Parkville 155W	\$25.11	\$25.81	\$26.46	\$27.12	\$27.80
		LED81 TM	Parkville 80W	\$24.76	\$25.45	\$26.09	\$26.74	\$27.41
		LED101 TM	Parkville 100W	\$24.94	\$25.64	\$26.28	\$26.94	\$27.61
		LED58	RoadLED Midi 60W	\$20.93	\$21.52	\$22.06	\$22.61	\$23.18
		LED78	RoadLED Midi 80W	\$21.15	\$21.74	\$22.28	\$22.84	\$23.41
		LED151	RoadLED Midi 150W	\$21.18	\$21.77	\$22.31	\$22.87	\$23.44
		LED100	RoadLED 100W	\$21.13	\$21.72	\$22.26	\$22.82	\$23.39

Category	Service Description	Code	Light	2025/26 \$/year	2026/27 \$/year	2027/28 \$/year	2028/29 \$/year	2029/30 \$/year
		LED120	RoadLED 120W	\$21.13	\$21.72	\$22.26	\$22.82	\$23.39
		LED180 F	Kanon 180W Flood	\$25.97	\$26.70	\$27.37	\$28.05	\$28.75
		LED360 F	Kanon 2x180W Flood	\$32.28	\$33.18	\$34.01	\$34.86	\$35.73
PLC		LED200	Pecan SAT-96M 200W*	\$68.72	\$70.64	\$72.41	\$74.22	\$76.08
		LED105	Aldridge LED 105W	\$72.90	\$74.94	\$76.81	\$78.73	\$80.70
		LED198	Aldridge LED 198W	\$72.90	\$74.94	\$76.81	\$78.73	\$80.70
		LED88	Alt Ledway 40 D700 88W*	\$68.72	\$70.64	\$72.41	\$74.22	\$76.08
		LED70	Advanced Edge40 D525P 70W*	\$68.72	\$70.64	\$72.41	\$74.22	\$76.08
		LED150	A1 Insights 150W*	\$67.92	\$69.82	\$71.57	\$73.36	\$75.19
		LED90	Advanced Edge40 D700 88W*	\$68.72	\$70.64	\$72.41	\$74.22	\$76.08
		LED72	Pecan SAT-48S 72W*	\$68.72	\$70.64	\$72.41	\$74.22	\$76.08
		LED117	Pecan NXT-72M 117W*	\$70.48	\$72.45	\$74.26	\$76.12	\$78.02
		LED158	Pecan NXT-72M 158W*	\$70.48	\$72.45	\$74.26	\$76.12	\$78.02
		LED298	Aldridge ALS216 298W*	\$72.90	\$74.94	\$76.81	\$78.73	\$80.70
		LED178	Pecan SAT-96M 178W*	\$68.72	\$70.64	\$72.41	\$74.22	\$76.08
		LED175	Sylvania RoadLED 175W	\$69.16	\$71.10	\$72.88	\$74.70	\$76.57
		LED79	Pecan NXT-72M 350 78W*	\$70.48	\$72.45	\$74.26	\$76.12	\$78.02
		LED80	Sylvania RoadLED 80W	\$67.92	\$69.82	\$71.57	\$73.36	\$75.19
		LED60	Sylvania RoadLED 60W	\$67.70	\$69.60	\$71.34	\$73.12	\$74.95
		LED155 TM	Parkville 155W	\$71.65	\$73.66	\$75.50	\$77.39	\$79.32
		LED81 TM	Parkville 80W	\$71.32	\$73.32	\$75.15	\$77.03	\$78.96
		LED101 TM	Parkville 100W	\$71.48	\$73.48	\$75.32	\$77.20	\$79.13
		LED58	RoadLED Midi 60W	\$67.70	\$69.60	\$71.34	\$73.12	\$74.95
		LED78	RoadLED Midi 80W	\$67.91	\$69.81	\$71.56	\$73.35	\$75.18
		LED151	RoadLED Midi 150W	\$67.93	\$69.83	\$71.58	\$73.37	\$75.20

Category	Service Description	Code	Light	2025/26 \$/year	2026/27 \$/year	2027/28 \$/year	2028/29 \$/year	2029/30 \$/year
		LED100	RoadLED 100W	\$67.89	\$69.79	\$71.53	\$73.32	\$75.15
		LED120	RoadLED 120W	\$67.89	\$69.79	\$71.53	\$73.32	\$75.15
		LED180 F	Kanon 180W Flood	\$72.46	\$74.49	\$76.35	\$78.26	\$80.22
		LED360 F	Kanon 2x180W Flood	\$78.41	\$80.61	\$82.63	\$84.70	\$86.82
TFI		LED200	Pecan SAT-96M 200W	\$116.28	\$119.54	\$122.53	\$125.59	\$128.73
		LED105	Aldridge LED 105W	\$155.48	\$159.83	\$163.83	\$167.93	\$172.13
		LED198	Aldridge LED 198W	\$155.48	\$159.83	\$163.83	\$167.93	\$172.13
		LED88	Alt Ledway 40 D700 88W	\$116.28	\$119.54	\$122.53	\$125.59	\$128.73
		LED70	Advanced Edge40 D525P 70W	\$116.28	\$119.54	\$122.53	\$125.59	\$128.73
		LED150	A1 Insights 150W	\$108.83	\$111.88	\$114.68	\$117.55	\$120.49
		LED90	Advanced Edge40 D700 88W	\$116.28	\$119.54	\$122.53	\$125.59	\$128.73
		LED72	Pecan SAT-48S 72W	\$116.28	\$119.54	\$122.53	\$125.59	\$128.73
		LED117	Pecan NXT-72M 117W	\$132.82	\$136.54	\$139.95	\$143.45	\$147.04
		LED158	Pecan NXT-72M 158W	\$132.82	\$136.54	\$139.95	\$143.45	\$147.04
		LED298	Aldridge ALS216 298W	\$155.48	\$159.83	\$163.83	\$167.93	\$172.13
		LED178	Pecan SAT-96M 178W	\$116.28	\$119.54	\$122.53	\$125.59	\$128.73
		LED175	Sylvania RoadLED 175W	\$120.41	\$123.78	\$126.87	\$130.04	\$133.29
		LED79	Pecan NXT-72M 350 78W	\$132.82	\$136.54	\$139.95	\$143.45	\$147.04
		LED80	Sylvania RoadLED 80W	\$108.83	\$111.88	\$114.68	\$117.55	\$120.49
		LED60	Sylvania RoadLED 60W	\$106.77	\$109.76	\$112.50	\$115.31	\$118.19
		LED155 TM	Parkville 155W	\$143.77	\$147.80	\$151.50	\$155.29	\$159.17
		LED81 TM	Parkville 80W	\$140.68	\$144.62	\$148.24	\$151.95	\$155.75
		LED101 TM	Parkville 100W	\$142.23	\$146.21	\$149.87	\$153.62	\$157.46
		LED58	RoadLED Midi 60W	\$106.72	\$109.71	\$112.45	\$115.26	\$118.14
		LED78	RoadLED Midi 80W	\$108.72	\$111.76	\$114.55	\$117.41	\$120.35

Category	Service Description	Code	Light	2025/26 \$/year	2026/27 \$/year	2027/28 \$/year	2028/29 \$/year	2029/30 \$/year
		LED151	RoadLED Midi 150W	\$108.94	\$111.99	\$114.79	\$117.66	\$120.60
		LED100	RoadLED 100W	\$108.52	\$111.56	\$114.35	\$117.21	\$120.14
		LED120	RoadLED 120W	\$108.52	\$111.56	\$114.35	\$117.21	\$120.14
		LED180 F	Kanon 180W Flood	\$147.71	\$151.85	\$155.65	\$159.54	\$163.53
		LED360 F	Kanon 2x180W Flood	\$205.98	\$211.75	\$217.04	\$222.47	\$228.03
SAPN		LED200	Pecan SAT-96M 200W*	\$146.19	\$150.28	\$154.04	\$157.89	\$161.84
		LED105	Aldridge LED 105W*	\$207.42	\$213.23	\$218.56	\$224.02	\$229.62
		LED198	Aldridge LED 198W*	\$207.42	\$213.23	\$218.56	\$224.02	\$229.62
		LED88	Alt Ledway 40 D700 88W*	\$146.19	\$150.28	\$154.04	\$157.89	\$161.84
		LED70	Advanced Edge40 D525P 70W*	\$146.19	\$150.28	\$154.04	\$157.89	\$161.84
		LED150	A1 Insights 150W*	\$134.56	\$138.33	\$141.79	\$145.33	\$148.96
		LED90	Advanced Edge40 D700 88W*	\$146.19	\$150.28	\$154.04	\$157.89	\$161.84
		LED72	Pecan SAT-48S 72W*	\$146.19	\$150.28	\$154.04	\$157.89	\$161.84
		LED117	Pecan NXT-72M 117W*	\$172.02	\$176.84	\$181.26	\$185.79	\$190.43
		LED158	Pecan NXT-72M 158W*	\$172.02	\$176.84	\$181.26	\$185.79	\$190.43
		LED298	Aldridge ALS216 298W*	\$207.42	\$213.23	\$218.56	\$224.02	\$229.62
		LED178	Pecan SAT-96M 178W*	\$146.19	\$150.28	\$154.04	\$157.89	\$161.84
		LED175	Sylvania RoadLED 175W	\$152.65	\$156.92	\$160.84	\$164.86	\$168.98
		LED79	Pecan NXT-72M 350 78W*	\$172.02	\$176.84	\$181.26	\$185.79	\$190.43
		LED80	Sylvania RoadLED 80W	\$134.56	\$138.33	\$141.79	\$145.33	\$148.96
		LED60	Sylvania RoadLED 60W	\$131.33	\$135.01	\$138.39	\$141.85	\$145.40
		LED155 TM	Parkville 155W	\$189.12	\$194.42	\$199.28	\$204.26	\$209.37
		LED81 TM	Parkville 80W	\$184.30	\$189.46	\$194.20	\$199.06	\$204.04
		LED101 TM	Parkville 100W	\$186.71	\$191.94	\$196.74	\$201.66	\$206.70
		LED58	RoadLED Midi 60W	\$131.26	\$134.94	\$138.31	\$141.77	\$145.31

Category	Service Description	Code	Light	2025/26 \$/year	2026/27 \$/year	2027/28 \$/year	2028/29 \$/year	2029/30 \$/year
		LED78	RoadLED Midi 80W	\$134.39	\$138.15	\$141.60	\$145.14	\$148.77
		LED151	RoadLED Midi 150W	\$134.73	\$138.50	\$141.96	\$145.51	\$149.15
		LED100	RoadLED 100W	\$134.07	\$137.82	\$141.27	\$144.80	\$148.42
		LED120	RoadLED 120W	\$134.07	\$137.82	\$141.27	\$144.80	\$148.42
		LED180 F	Kanon 180W Flood	\$195.04	\$200.50	\$205.51	\$210.65	\$215.92
		LED360 F	Kanon 2x180W Flood	\$286.21	\$294.22	\$301.58	\$309.12	\$316.85

* Denotes non-standard lights

Table 22: Indicative 2025-30 annual public lighting charges – HID lights (\$ nominal)

Category	Service Description	Code	Light	2025/26 \$/year	2026/27 \$/year	2027/28 \$/year	2028/29 \$/year	2029/30 \$/year
All Lights	Energy Only		All lights	\$3.11	\$3.20	\$3.28	\$3.36	\$3.44
P Category	CLER	F42	Compact Fluorescent-42	\$37.23	\$38.27	\$39.23	\$40.21	\$41.22
		F14x2	Fluorescent 2x14	\$37.23	\$38.27	\$39.23	\$40.21	\$41.22
		F20	Fluorescent 20	\$40.47	\$41.60	\$42.64	\$43.71	\$44.80
		F2X20	Fluorescent 2x20	\$40.47	\$41.60	\$42.64	\$43.71	\$44.80
		F2X40	Fluorescent 2x40	\$40.47	\$41.60	\$42.64	\$43.71	\$44.80
		F40	Fluorescent 40	\$40.47	\$41.60	\$42.64	\$43.71	\$44.80
		I100	Incandescent 100	\$40.47	\$41.60	\$42.64	\$43.71	\$44.80
		M50	Mercury 50	\$43.27	\$44.48	\$45.59	\$46.73	\$47.90
		M70	Mercury 70	\$43.27	\$44.48	\$45.59	\$46.73	\$47.90
		M80	Mercury 80	\$43.27	\$44.48	\$45.59	\$46.73	\$47.90
		PT M50	Mercury 50 – Post top	\$37.23	\$38.27	\$39.23	\$40.21	\$41.22
		PT M80	Mercury 80 – Post top	\$37.23	\$38.27	\$39.23	\$40.21	\$41.22
		S50	High pressure sodium 50	\$37.23	\$38.27	\$39.23	\$40.21	\$41.22
		L18	Sodium 18 LP	\$37.23	\$38.27	\$39.23	\$40.21	\$41.22
		L26	Sodium 26 LP	\$37.23	\$38.27	\$39.23	\$40.21	\$41.22
		PT L18	Sodium 18 LP – Post top	\$37.23	\$38.27	\$39.23	\$40.21	\$41.22
		MH100	Metal Halide 100	\$37.23	\$38.27	\$39.23	\$40.21	\$41.22
		MH150	Metal Halide 150	\$37.23	\$38.27	\$39.23	\$40.21	\$41.22
		MH250	Metal Halide 250	\$37.23	\$38.27	\$39.23	\$40.21	\$41.22
		MH50	Metal Halide 50	\$37.23	\$38.27	\$39.23	\$40.21	\$41.22
		MH70	Metal Halide 70	\$37.23	\$38.27	\$39.23	\$40.21	\$41.22
		PT MH100	Metal Halide 100 – Post top	\$37.23	\$38.27	\$39.23	\$40.21	\$41.22
		PT S70	Sodium 70 – Post top	\$37.23	\$38.27	\$39.23	\$40.21	\$41.22

Category	Service Description	Code	Light	2025/26 \$/year	2026/27 \$/year	2027/28 \$/year	2028/29 \$/year	2029/30 \$/year
		S70	Sodium 70	\$37.23	\$38.27	\$39.23	\$40.21	\$41.22
		PT S50	Sodium 50 – Post top	\$38.24	\$39.31	\$40.29	\$41.30	\$42.33
SLUOS		F42	Compact Fluorescent-42	\$77.71	\$79.89	\$81.89	\$83.94	\$86.04
		F14x2	Fluorescent 2x14	\$77.71	\$79.89	\$81.89	\$83.94	\$86.04
		PT F42	Compact Fluorescent 42 – Post Top	\$77.71	\$79.89	\$81.89	\$83.94	\$86.04
		F20	Fluorescent 20	\$81.44	\$83.72	\$85.81	\$87.96	\$90.16
		F2X20	Fluorescent 2x20	\$81.44	\$83.72	\$85.81	\$87.96	\$90.16
		F2X40	Fluorescent 2x40	\$81.44	\$83.72	\$85.81	\$87.96	\$90.16
		F40	Fluorescent 40	\$81.44	\$83.72	\$85.81	\$87.96	\$90.16
		F40X4	Fluorescent 4x40	\$81.44	\$83.72	\$85.81	\$87.96	\$90.16
		I100	Incandescent 100	\$81.44	\$83.72	\$85.81	\$87.96	\$90.16
		M50	Mercury 50	\$84.24	\$86.60	\$88.77	\$90.99	\$93.26
		M70	Mercury 70	\$84.24	\$86.60	\$88.77	\$90.99	\$93.26
		M80	Mercury 80	\$84.24	\$86.60	\$88.77	\$90.99	\$93.26
		PT M50	Mercury 50 – Post top	\$77.71	\$79.89	\$81.89	\$83.94	\$86.04
		PT M80	Mercury 80 – Post top	\$77.71	\$79.89	\$81.89	\$83.94	\$86.04
		S50	High pressure sodium 50	\$77.71	\$79.89	\$81.89	\$83.94	\$86.04
		L18	Sodium 18 LP	\$77.71	\$79.89	\$81.89	\$83.94	\$86.04
		L26	Sodium 26 LP	\$77.71	\$79.89	\$81.89	\$83.94	\$86.04
		PT L18	Sodium 18 LP – Post top	\$77.71	\$79.89	\$81.89	\$83.94	\$86.04
		MH100	Metal Halide 100	\$77.71	\$79.89	\$81.89	\$83.94	\$86.04
		MH150	Metal Halide 150	\$77.71	\$79.89	\$81.89	\$83.94	\$86.04
		MH250	Metal Halide 250	\$77.71	\$79.89	\$81.89	\$83.94	\$86.04
		MH400	Metal Halide 400	\$77.71	\$79.89	\$81.89	\$83.94	\$86.04
		PT MH100	Metal Halide 100 – Post top	\$77.71	\$79.89	\$81.89	\$83.94	\$86.04

Category	Service Description	Code	Light	2025/26 \$/year	2026/27 \$/year	2027/28 \$/year	2028/29 \$/year	2029/30 \$/year
		PT S70	Sodium 70 – Post top	\$77.71	\$79.89	\$81.89	\$83.94	\$86.04
		S70	Sodium 70	\$77.71	\$79.89	\$81.89	\$83.94	\$86.04
		PT S50	Sodium 50 – Post top	\$77.71	\$79.89	\$81.89	\$83.94	\$86.04
V Category	CLER	M100	Mercury 100	\$37.23	\$38.27	\$39.23	\$40.21	\$41.22
		M125	Mercury 125	\$37.23	\$38.27	\$39.23	\$40.21	\$41.22
		M250	Mercury 250	\$37.23	\$38.27	\$39.23	\$40.21	\$41.22
		M400	Mercury 400	\$37.23	\$38.27	\$39.23	\$40.21	\$41.22
		M400X2	Mercury 400x2	\$37.23	\$38.27	\$39.23	\$40.21	\$41.22
		PT M125	Mercury 125 – Post top	\$37.23	\$38.27	\$39.23	\$40.21	\$41.22
		PT S100	Sodium 100 – Post top	\$37.23	\$38.27	\$39.23	\$40.21	\$41.22
		S100	Sodium 100	\$37.23	\$38.27	\$39.23	\$40.21	\$41.22
		PT S150	Sodium 150 – Post top	\$37.23	\$38.27	\$39.23	\$40.21	\$41.22
		S150	Sodium 150	\$37.23	\$38.27	\$39.23	\$40.21	\$41.22
		S250	Sodium 250	\$37.23	\$38.27	\$39.23	\$40.21	\$41.22
		S400	Sodium 400	\$37.23	\$38.27	\$39.23	\$40.21	\$41.22
		L135	Low Pressure Sodium 135	\$37.23	\$38.27	\$39.23	\$40.21	\$41.22
		L55	Low Pressure Sodium 55	\$37.23	\$38.27	\$39.23	\$40.21	\$41.22
		L90	Low Pressure Sodium 90	\$37.23	\$38.27	\$39.23	\$40.21	\$41.22
		I150 F	Incandescent Flood 150	\$38.24	\$39.31	\$40.29	\$41.30	\$42.33
		I1500 F	Incandescent Flood 1500	\$38.24	\$39.31	\$40.29	\$41.30	\$42.33
		M1000 F	Mercury Flood 1000	\$38.24	\$39.31	\$40.29	\$41.30	\$42.33
		M250 F	Mercury Flood 250	\$38.24	\$39.31	\$40.29	\$41.30	\$42.33
		M400 F	Mercury Flood 400	\$38.24	\$39.31	\$40.29	\$41.30	\$42.33
		M750 F	Mercury Flood 750	\$38.24	\$39.31	\$40.29	\$41.30	\$42.33
		M80 F	Mercury Flood 80	\$38.24	\$39.31	\$40.29	\$41.30	\$42.33

Category	Service Description	Code	Light	2025/26 \$/year	2026/27 \$/year	2027/28 \$/year	2028/29 \$/year	2029/30 \$/year
		S400 F	Sodium Flood 400	\$38.24	\$39.31	\$40.29	\$41.30	\$42.33
	SLUOS	M125	Mercury 125	\$77.71	\$79.89	\$81.89	\$83.94	\$86.04
		M250	Mercury 250	\$77.71	\$79.89	\$81.89	\$83.94	\$86.04
		M400	Mercury 400	\$77.71	\$79.89	\$81.89	\$83.94	\$86.04
		M400X2	Mercury 400x2	\$77.71	\$79.89	\$81.89	\$83.94	\$86.04
		PT M125	Mercury 125 – Post top	\$77.71	\$79.89	\$81.89	\$83.94	\$86.04
		PT S100	Sodium 100 – Post top	\$77.71	\$79.89	\$81.89	\$83.94	\$86.04
		S100	Sodium 100	\$77.71	\$79.89	\$81.89	\$83.94	\$86.04
		PT S150	Sodium 150 – Post top	\$77.71	\$79.89	\$81.89	\$83.94	\$86.04
		S150	Sodium 150	\$77.71	\$79.89	\$81.89	\$83.94	\$86.04
		S250	Sodium 250	\$77.71	\$79.89	\$81.89	\$83.94	\$86.04
		S400	Sodium 400	\$77.71	\$79.89	\$81.89	\$83.94	\$86.04
		L135	Low Pressure Sodium 135	\$77.71	\$79.89	\$81.89	\$83.94	\$86.04
		L55	Low Pressure Sodium 55	\$77.71	\$79.89	\$81.89	\$83.94	\$86.04
		L90	Low Pressure Sodium 90	\$77.71	\$79.89	\$81.89	\$83.94	\$86.04
		M1000 F	Mercury Flood 1000	\$77.71	\$79.89	\$81.89	\$83.94	\$86.04
		M250 F	Mercury Flood 250	\$77.71	\$79.89	\$81.89	\$83.94	\$86.04
		M400 F	Mercury Flood 400	\$77.71	\$79.89	\$81.89	\$83.94	\$86.04
		S360 F	Sodium Flood 360	\$77.71	\$79.89	\$81.89	\$83.94	\$86.04
		S400 F	Sodium Flood 400	\$77.71	\$79.89	\$81.89	\$83.94	\$86.04

Appendix C – Compliance Checklist

The development of the 2025-30 RCP TSS is governed by Chapter 6 of the Rules. The compliance statement shown in Table 23 has been prepared with reference to Version 204 of the Rules (5 December 2023), the Guidelines and the Guidance note.

Table 23: Compliance with the Rule Requirements and AER Guidelines

Provision	Rule Requirements and AER Guidelines	Relevant Section
PART E: Proposed tariff structure statement		
6.8.2	Submission of regulatory proposal and tariff structure statement	
6.8.2(a)	A Distribution Network Service Provider must, whenever required to do so under paragraph (b), submit to the AER a regulatory proposal and a proposed tariff structure statement related to the distribution services provided by means of, or in connection with, the Distribution Network Service Provider's distribution system.	Noted
6.8.2(b)	A regulatory proposal, a proposed tariff structure statement and, if required under paragraph (a1), an exemption application must be submitted: (1) At least 17 months before the expiry of a distribution determination that applies to the Distribution Network Service Provider; or (2) If no distribution determination applies to the Distribution Network Service Provider, within 3 months after being required to do so by the AER.	Noted
6.8.2(c)(7)	A description (with supporting materials) of how the proposed tariff structure statement complies with the pricing principles for direct control services including: (i) a description of where there has been any departure from the pricing principles set out in paragraphs 6.18.5(e) to (g); and (ii) an explanation of how that departure complies with clause 6.18.5(c).	TSS Part A and B
6.8.2(c1)	The regulatory proposal must be accompanied by an overview paper in reasonably plain language which includes each of the following matters: (1) a summary to explain: ii. the proposed tariff structure statement including the export tariff transition strategy; v. the interrelationship between the proposed tariff structure statement and relevant elements of the regulatory proposal (including the proposed connection policy and capital expenditure or operating expenditure); (2) a description of: i. how the Distribution Network Service Provider has engaged with relevant stakeholders including distribution service end users or groups representing them and (in relation to the tariff structure statement) retailers and Market Small Generation Aggregators in developing the regulatory proposal and the proposed tariff structure statement including the export tariff transition strategy; ii. the relevant concerns identified as a result of that engagement; and iii. how the Distribution Network Service Provider has sought to address those concerns; (3) a summary to explain the Distribution Network Service Provider's approach to identifying demand for, and where relevant providing for, distribution services for supply into the distribution network from micro embedded generators and non-registered embedded generators;	Attachment - Overview - January 2024

Provision	Rule Requirements and AER Guidelines	Relevant Section
	<p>(4) a summary of other approaches considered by the Distribution Network Service Provider in deciding on the approach referred to in subparagraph (3), including relevant proposals from distribution service end users, and how they compare to the approach referred to in subparagraph (3);</p> <p>(5) a description of the key risks and benefits for distribution service end users of the regulatory proposal and the proposed tariff structure statement including the export tariff transition strategy;</p> <p>(6) a comparison of the Distribution Network Service Provider's proposed total revenue requirement with its total revenue requirement for the current regulatory control period and an explanation for any material differences between the two amounts; and</p> <p>(7) a comparison of the Distribution Network Service Provider's proposed capital expenditure to support the provision of distribution services for supply into the distribution network from micro embedded generators and non-registered embedded generators for the current regulatory control period and its actual or committed capital expenditure in the current regulatory control period for that purpose and an explanation for any material differences between the two amounts.</p>	
6.8.2(d1)	The proposed <i>tariff structure statement</i> must be accompanied by an <i>indicative pricing schedule</i> .	TSS Part A Appendix A and Appendix B
6.8.2(d2)	The proposed <i>tariff structure statement</i> must comply with <i>the pricing principles for direct control services</i> .	TSS Part A
PART I: Distribution pricing rules		
6.18.1A	Tariff structure statement	
6.18.1A(a)	A tariff structure statement of a Distribution Network Service Provider must include the following elements:	
6.18.1A(a)(1)	<ul style="list-style-type: none"> the tariff classes into which retail customers for direct control services will be divided during the relevant regulatory control period; 	TSS Part A Section 2.1
6.18.1A(a)(2)	<ul style="list-style-type: none"> the policies and procedures the Distribution Network Service Provider will apply for assigning retail customers to tariffs or reassigning retail customers from one tariff to another (including any applicable restrictions); 	TSS Part A Section 2.2
6.18.1A(2A)	<ul style="list-style-type: none"> a description of the strategy or strategies the Distribution Network Service Provider has adopted, taking into account the pricing principle in clause 6.18.5(h), for the introduction of export tariffs including where relevant the period of transition (export tariff transition strategy); 	TSS Part A Section 3 TSS Part B - January 2024 Section 11
6.18.1A(a)(3)	<ul style="list-style-type: none"> the structures for each proposed tariff 	TSS Part A Section 4
6.18.1A(a)(4)	<ul style="list-style-type: none"> the charging parameters for each proposed tariff; and 	TSS Part A Section 4
6.18.1A(a)(5)	<ul style="list-style-type: none"> a description of the approach that the Distribution Network Service Provider will take in setting each tariff in each pricing proposal of the Distribution Network Service Provider during the relevant regulatory control period in accordance with clause 6.18.5. 	TSS Part A Section 5
6.18.1A(b)	A tariff structure statement must comply with the pricing principles for direct control services.	TSS Part A

Provision	Rule Requirements and AER Guidelines	Relevant Section
6.18.1A(c)	A Distribution Network Service Provider must comply with the tariff structure statement approved by the AER and any other applicable requirements in the Rules, when the provider is setting the prices that may be charged for direct control services.	Noted
6.18.1A(d)	Subject to clause 6.18.1B, a tariff structure statement may not be amended during a regulatory control period except to the extent necessary to comply with clause 6.20.3A. <i>Note</i> <i>Rule 6.13 still applies in relation to a tariff structure statement because that rule deals with the revocation and substitution of a distribution determination (which includes a tariff structure statement) as opposed to its amendment.</i>	Noted
6.18.1A(e)	A tariff structure statement must be accompanied by an indicative pricing schedule which sets out, for each tariff for each regulatory year of the regulatory control period, the indicative price levels determined in accordance with the tariff structure statement.	TSS Part A Appendix A Appendix B
6.18.2(a)	A Distribution Network Service Provider must: (1) submit to the AER, as soon as practicable, and in any case within 15 business days, after publication of the distribution determination, a pricing proposal (the initial pricing proposal) for the first regulatory year of the regulatory control period; and (2) submit to the AER, at least 3 months before the commencement of the second and each subsequent regulatory year of the regulatory control period, a further pricing proposal (an annual pricing proposal) for the relevant regulatory year.	Noted
6.18.3	Tariff classes	
6.18.3(b)	Each retail customer for direct control services must be a member of 1 or more tariff classes.	TSS Part A Section 2
6.18.3(c)	Separate tariff classes must be constituted for retail customers to whom standard control services are supplied and retail customers to whom alternative control services are supplied (but a retail customer for both standard control services and alternative control services may be a member of 2 or more tariff classes).	TSS Part A Section 2
6.18.3(d)	A tariff class must be constituted with regard to:	
6.18.3(d)(1)	<ul style="list-style-type: none"> the need to group retail customers together on an economically efficient basis; and 	TSS Part A Section 2
6.18.3(d)(2)	<ul style="list-style-type: none"> the need to avoid unnecessary transaction costs. 	TSS Part A Section 2
6.18.4	Principles governing assignment or re-assignment of retail customers to tariff classes and assessment and review of basis of charging	
6.18.4(a)	In formulating provisions of a distribution determination governing the assignment of retail customers to tariff classes or the re-assignment of retail customers from one tariff class to another, the AER must have regard to the following principles:	Noted
6.18.4(a)(1)	<ul style="list-style-type: none"> retail customers should be assigned to tariff classes on the basis of one or more of the following factors: <ul style="list-style-type: none"> (i) the nature and extent of their usage or intended usage of distribution services; (ii) the nature of their connection to the network; (iii) whether remotely-read interval metering or other similar metering technology has been installed at the retail customer's premises as a result of a regulatory obligation or requirement; 	TSS Part A Section 2.2

Provision	Rule Requirements and AER Guidelines	Relevant Section
6.18.4(a)(2)	<ul style="list-style-type: none"> retail customers with a similar connection and distribution service usage profile should be treated on an equal basis, subject to subparagraph (3A); 	TSS Part A Section 2.2
6.18.4(a)(3A)	<ul style="list-style-type: none"> retail customers connected to a regulated SAPS should be treated no less favourably than retail customers connected to the interconnected national electricity system; and 	TSS Part A Section 2.2
6.18.4(a)(4)	<ul style="list-style-type: none"> a Distribution Network Service Provider's decision to assign a customer to a particular tariff class, or to re-assign a customer from one tariff class to another should be subject to an effective system of assessment and review. 	TSS Part A Section 2.2
6.18.4(b)	If the charging parameters for a particular tariff result in a basis of charge that varies according to the distribution service usage profile of the customer, a distribution determination must contain provisions for an effective system of assessment and review of the basis on which a customer is charged.	TSS Part A Section 2.2.5
6.18.5	Pricing Principles	
Network pricing objective		
6.18.5(a)	The network pricing objective is that the tariffs that a Distribution Network Service Provider charges in respect of its provision of direct control services to a retail customer should reflect the Distribution Network Service Provider's efficient costs of providing those services to the retail customer.	Noted
Application of the pricing principles		
6.18.5(b)	Subject to paragraph (c), a Distribution Network Service Provider's tariffs must comply with the pricing principles set out in paragraphs (e) to (j).	Noted
6.18.5(c)	A Distribution Network Service Provider's tariffs may vary from tariffs which would result from complying with the pricing principles set out in paragraphs (e) to (g) only: <ul style="list-style-type: none"> (1) to the extent permitted under paragraph (h); and (2) to the extent necessary to give effect to the pricing principles set out in paragraphs (i) to (j). 	Noted
6.18.5(d)	A Distribution Network Service Provider must comply with paragraph (b) in a manner that will contribute to the achievement of the network pricing objective.	Noted
6.18.5(e)	For each tariff class, the revenue expected to be recovered must lie on or between: <ul style="list-style-type: none"> (1) an upper bound representing the stand alone cost of serving the retail customers who belong to that class; and (2) a lower bound representing the avoidable cost of not serving those retail customers. 	TSS Part A Section 5.3
6.18.5(f)	Each tariff must be based on the long run marginal cost of providing the service to which it relates to the retail customers assigned to that tariff with the method of calculating such cost and the manner in which that method is applied to be determined having regard to: <ul style="list-style-type: none"> (1) the costs and benefits associated with calculating, implementing and applying that method as proposed; (2) the additional costs likely to be associated with meeting demand from retail customers that are assigned to that tariff at times of greatest utilisation of the relevant service; and (3) the location of retail customers that are assigned to that tariff and the extent to which costs vary between different locations in the distribution network. 	TSS Part A Section 5.4
6.18.5(g)	The revenue expected to be recovered from each tariff must: <ul style="list-style-type: none"> (1) reflect the Distribution Network Service Provider's total efficient costs of serving the retail customers that are assigned to that tariff; (2) when summed with the revenue expected to be received from all other tariffs, permit the Distribution Network Service Provider to recover the expected revenue for the relevant services in accordance with the applicable distribution determination for the Distribution Network Service Provider; and 	TSS Part A Section 5

Provision	Rule Requirements and AER Guidelines	Relevant Section
	(3) comply with sub-paragraphs (1) and (2) in a way that minimises distortions to the price signals for efficient usage of the relevant service that would result from tariffs that comply with the pricing principle set out in paragraph (f).	
6.18.5(h)	A Distribution Network Service Provider must consider the impact on retail customers of changes in tariffs from the previous regulatory year and may vary tariffs from those that comply with paragraphs (e) to (g) to the extent the Distribution Network Service Provider considers reasonably necessary having regard to: (1) the desirability for tariffs to comply with the pricing principles referred to in paragraphs (f) and (g), albeit after a reasonable period of transition (which may extend over more than one regulatory control period); (2) the extent to which retail customers can choose the tariff to which they are assigned; and (3) the extent to which retail customers are able to mitigate the impact of changes in tariffs through their decisions about usage of services.	TSS Part A Section 5 TSS Part B - January 2024
6.18.5(i)	The structure of each tariff must be reasonably capable of: (1) being understood by retail customers that are or may be assigned to that tariff (including in relation to how decisions about usage of services or controls may affect the amounts paid by those customers) or (2) being directly or indirectly incorporated by retailers or Market Small Generation Aggregators in contract terms offered to those customers,	TSS Part A Section 4 TSS Part B - January 2024 Section 8
6.18.5(j)	A tariff must comply with the Rules and all applicable regulatory instruments.	Noted
6.18.6	Side constraints on tariff for standard control services	
6.18.6(a)	This clause applies only to tariff classes related to the provision of standard control services.	TSS Part A Section 5.2
6.18.6(b)	The expected weighted average revenue to be raised from a tariff class for a particular regulatory year of a regulatory control period must not exceed the corresponding expected weighted average revenue for the preceding regulatory year in that regulatory control period by more than the permissible percentage.	TSS Part A Section 5.2
6.18.9(a) and (b)	(a) A Distribution Network Service Provider must maintain on its website: (1) its current tariff structure statement; (2) its current indicative pricing schedule; and (3) a statement of the provider's tariff classes and the tariffs applicable to each class. (a1) A Distribution Network Service Provider must, within 5 business days from the date the AER publishes a distribution determination under paragraph 6.11.2(2) for that Distribution Network Service Provider, publish on its website the tariff structure statement approved or contained in that distribution determination and the accompanying indicative pricing schedule. (b) A Distribution Network Service Provider must publish on its website the information referred to in paragraph (a) within 5 business days from the date the AER publishes an approved pricing proposal under paragraphs 6.18.8(c2) or 6.18.8(c3) (as applicable) for that Distribution Network Service Provider.	Noted
Export Tariffs		
11.141.12	Export tariffs subject to basic export level (a) A Distribution Network Service Provider must not charge a retail customer for distribution services provided for or in relation to supply from an embedded generating unit into the distribution network where the use of the distribution services: (1) does not exceed the basic export level applicable to the export tariff to which the retail customer is assigned; and	TSS Part A Section 3 TSS Part B - January 2024 Section 11

Provision	Rule Requirements and AER Guidelines	Relevant Section
	(2) occurs during the tariff transition period for the Distribution Network Service Provider. (b) Paragraph (a) does not preclude charges for the provision of connection services.	
11.141.13(a)	For the purposes of new clause 6.18.1A(a), a tariff structure statement of a Distribution Network Service Provider that will apply during the tariff transition period for the Distribution Network Service Provider must include, in addition to the elements in new clause 6.18.1A(a): (1) for each proposed export tariff, the basis export level or the manner in which the basic export level will be determined; and (2) the eligibility conditions applicable to each proposed export tariff.	TSS Part A TSS Part B - January 2024 Section 11
Export Tariff Guidelines¹⁵		
Guideline 1.2	The rules have built-in protections for customers potentially eligible for an export tariff (customers who export to the grid), including: (1) Any export tariffs must be approved by the AER. This will be done through the 5-year tariff structure statement process. (2) From the commencement of their next regulatory period, distributors must apply a basic export level to any export tariff introduced. The basic export level is the amount of electricity that a customer will be able to export to the grid at no cost. The basic export level must apply for a 10-year period (that is, for two regulatory periods). This may be adjusted within the 10-year period. (3) Distributors must submit an export tariff transition strategy as part of their tariff structure statement to provide transparency about their long-term intentions to introduce or not introduce export tariffs, and to assist customers who are considering investing in DER, including rooftop solar. (4) Existing customers will not face export tariffs until 1 July 2025 unless they elect to participate earlier.	Noted TSS Part B - January 2024 Section 11 TSS Part A Section 3 Noted
Guideline 1.3	The AER will not approve two-way pricing proposals unless distributors can demonstrate its need.	Noted
Guideline 1.3	In proposing two-way pricing, the distributor should have regard to: (1) individual network circumstances to warrant the introduction of two-way pricing, including the distributor network's intrinsic hosting capacity (2) how the distributor's customers may be impacted if two-way pricing is not introduced; (3) evidence of current or estimates of future DER penetration on the network (including rooftop solar and electric vehicles) and how this impacts network costs; and feedback from stakeholders, including customers.	TSS Part B - January 2024 Section 11
Guideline 2	When setting network tariffs, the distributor may incorporate two-way pricing in existing tariffs or introduce a new tariff that only applies for the export of energy.	TSS Part A Section 4 TSS Part B - January 2024 Section 11
Guideline 3	To better enable stakeholder understanding and engagement, distributors should use plain language when discussing their two-way pricing proposals. If such proposals are not clearly described, the AER will not approve them.	Noted
Guideline 3.1	Under an approach previously agreed between the AER and distributors, the distributor's 'tariff structure statement' should set out only information related	TSS PART A

¹⁵ Note that the descriptions in this table in relation to the requirements of the Export Tariff Guidelines are paraphrased, or summarised, versions of the requirements.

Provision	Rule Requirements and AER Guidelines	Relevant Section
	<p>statement and export tariff transition strategy, the relevant concerns identified through that engagement and how the distributor has sought to address those concerns.</p> <p>3) A description of the key risks and benefits for customers of the regulatory proposal, the proposed tariff structure statement and export tariff transition strategy.</p>	
Guideline 3.3	<p>Distributors may submit two-way pricing information in other documents in addition to being set out in its tariff-related materials, including within its DER integration strategy which arises from the <i>AER's</i> DER integration expenditure guidance note.</p> <p>The (then draft) DER integration expenditure guidance note recommends distributors create a DER integration strategy, which is likely to include:</p> <ol style="list-style-type: none"> 1) DER penetration forecasts and network implications; and 2) discussion of how tariff price signals will be used to defer or reduce the need for network investment. <p>The <i>AER</i> expects tariffs, including any two-way pricing proposals, will be an element of the distributor's broader DER integration strategy, which sits within its overarching business strategy. Any two-way pricing proposals should be properly integrated into the distributor's long-term vision of its operations and how it can best serve customers. There should be a consistent strategic narrative across the distributor's investment, operational and tariff approaches.</p>	<p>5.7.15 - CER Integration Strategy - Strategy - January 2024</p> <p>TSS Part B - January 2024 Section 7.4</p> <p>TSS Part B - January 2024 Section 11</p>
Guideline 4.1	<p>Distributors should sincerely partner with their customers and empower them to meaningfully contribute to considerations around whether, when and how to introduce two-way pricing options.</p> <p>If distributors consider two-way pricing to be warranted, they should work with customers to develop two-way pricing options that provide rewards for behaving in ways that avoid costly network investment. To the greatest extent possible, two-way pricing options should incorporate customer preferences.</p> <p>Distributors should also engage with customers and retailers so that they are reasonably capable of understanding and responding to the different components of two-way pricing.</p> <p>The way each distributor chooses to do this will depend on its chosen customer engagement process.</p>	<p>TSS Part B - January 2024 Section 11</p>
Guideline 4.2	<p>The <i>AER</i> expects the distributor to consult with a broad range of stakeholders when considering whether to implement two-way pricing and when designing two-way pricing proposals including:</p> <ul style="list-style-type: none"> • residential customers with and without rooftop solar • customers with other DER such as electric vehicles • vulnerable customers • commercial and industrial and small business customers • retailers • the relevant jurisdictional government. <p>The distributor should:</p> <ol style="list-style-type: none"> 1) use tailored channels of engagement to reach these groups so that a wide variety of views are captured, with particular attention to stakeholder groups less able to engage on export tariff structures; 2) work proactively with retailers, third party aggregator service providers, community groups and other intermediaries to enable new service offerings and innovative tariffs so that customers can maximise the value of DER; 	<p>TSS Part B - January 2024 Section 11</p> <p>TSS Part B - January 2024 Section 4</p> <p>TSS Part A Section 3.2</p>

Provision	Rule Requirements and AER Guidelines	Relevant Section
	<p>3) assist these groups to communicate to their customers about how to take advantage of the new tariffs; and</p> <p>4) ensure its engagement is transparent and that customers have the time to engage with the various components of a two-way pricing proposal, including what will be ‘on the table’ for negotiation (including consultation on what the medium to long term goals of two-way pricing are and how the various components of the proposed tariff structure statement can be used to achieve those goals).</p> <p>Examples of issues that distributors should consult on include:</p> <ol style="list-style-type: none"> 1) export tariff transition strategies, including use of tariff trials where applicable, transitional measures and transition periods 2) tariff design, including how best to combine consumption price signals, export charges and export rebates 3) basic export levels, potentially including ‘basic’ and ‘premium’ export services. 	
Guideline 4.3	<p>Two-way pricing proposals should demonstrate a clear link between the proposed tariff and stakeholder engagement, and the <i>AER</i> expects the distributor to explain how (because of its engagement) it identified relevant feedback and addressed those comments.</p> <p>If the distributor proposes to not incorporate customers’ preferences, it should explain why feedback could not be incorporated into the proposal.</p>	TSS Part B - January 2024 Section 11.4
Guideline 5	Two-way pricing proposals must comply with the network pricing objective and the pricing principles.	Noted
Guideline 5.1.1 (a)	<p>In developing two-way pricing proposals in consultation with customers and other stakeholders, distributors should explain how their proposed export charges are based on their expected export service augex, any relevant repex and their opex.</p> <p>In proposing two-way pricing to us, distributors should demonstrate that export charging tariff parameters are based on the incremental cost of providing network capacity for exports, as described above. Any export charges that are set should reflect the efficient long run marginal cost of supplying the export service.</p>	TSS Part B - January 2024 Section 11.10
Guideline 5.1.1 (b)	<p>The network’s intrinsic hosting capacity reflects that the network can support some reverse power flow without any additional investment. Customers, including those with rooftop solar, are already paying for this intrinsic export hosting capacity through their consumption charges.</p> <p>We consider that export charges should be based only on providing export capacity in addition to the network’s intrinsic hosting capacity. This is because investment undertaken to provide the network’s intrinsic hosting capacity was driven not by demand for the export service but by demand for the consumption service. That some portion of network capacity has come to be used to provide the export service is not a rationale for retrospective cost recovery through export charges.</p> <p>To be clear, costs incurred by distributors to provide their network’s intrinsic hosting capacity (historical costs) should not be recovered through export charges.</p> <p>Unlike the date from which two-way tariffs can be introduced the rules do not specify a date before which costs are taken to have been incurred in providing a network’s intrinsic hosting capacity. We consider 2 potential dates are:</p> <ol style="list-style-type: none"> 1) the date of the access and pricing rule change taking effect 2) the first day of a network’s upcoming regulatory control period. 	TSS Part B - January 2024 Section 11.5.1 TSS Part B - January 2024 Section 11.10 TSS Part A Section 5.4

Provision	Rule Requirements and AER Guidelines	Relevant Section
Guideline 5.1.1 (c)	<p>While dates earlier than the rule change should not be canvassed, networks should consult with stakeholders on the best date for their own circumstances if there is a justified need for expenditure to accommodate exports beyond the network’s intrinsic hosting capacity.</p> <p>Under the rules, distributors may estimate the long run marginal cost of providing network services using the method most appropriate to their circumstances. When a distributor presents its methodology for estimating long run marginal cost for export services, it should explain:</p> <ol style="list-style-type: none"> 1) the costs and benefits associated with its method compared with using other methods 2) how the method reflects costs likely to be incurred providing additional export capacity at the times of greatest demand for export capacity – for example, during the early afternoon when the demand for export services is highest. 	TSS Part B - January 2024 Section 11.10
Guideline 5.1.1 (d)	<p>Distributors may face different costs in expanding export services compared with consumption services. Relevant drivers of costs for export services might include:</p> <ul style="list-style-type: none"> • voltage constraints • thermal constraints • low voltage visibility needs. <p>Distributors should also account for:</p> <ol style="list-style-type: none"> 1) forecast growth in DER customers, including those with rooftop solar, home batteries and/or electric vehicles 2) the extent to which costs vary between different locations in the distribution network 3) the implementation of and interactions with dynamic operating envelopes 4) regulatory requirements, including any jurisdictional requirements, specific to the National Electricity Market region (and the Northern Territory) within which a distributor provides network services. <p>We note that distributors may not need to continually invest in their networks to host growing volumes of exported energy. This is because of the relationship between energy exported and consumed. For example, where customers respond to consumption tariff price signals by increasing their use of energy from the grid during the day when rooftop solar is being exported, more power may be exported to the grid without driving network investment. Similar outcomes may be derived from demand management initiatives.</p> <p>The effect of consumption tariffs and demand management on customer behaviour and network hosting capacity should be considered by distributors when developing DER integration investment plans and when estimating the long run marginal cost of the export service.</p>	5.7.15 - CER Integration Strategy - Strategy - January 2024 TSS Part B - January 2024 Section 11.10 TSS Part B - January 2024 Section 7
Guideline 5.1.1 (e)	<p>When setting charges for consumption and export services, the long run marginal costs allocated to consumption and export services should not overlap. Where there is overlap, for instance augex that benefits both export and consumption services, distributors should demonstrate how any double counting has been avoided in estimating and allocating the long run marginal cost between the export and consumption services. Residual costs, costs not included in long run marginal cost estimates, should also be allocated to consumption and export charges in proportions appropriate to the volume of bidirectional services provided.</p>	TSS Part B - January 2024 Section 11.10 TSS Part A Section 5.4

Provision	Rule Requirements and AER Guidelines	Relevant Section
Guideline 5.1.2	In the context of establishing export charges, residual costs of providing the export service should be recovered in ways that minimise distortions to charges signalling when it is better to export, or not to export, to the network.	TSS Part B - January 2024 Section 11.10
	Efficient price signalling of export capacity may include both positive and negative charges (rebates). A positive charge would apply at times when exported power is likely to drive future network investment, such as at midday. A rebate would apply when the network would benefit from increased exported power, such as during evening peak periods.	TSS Part A Section 5.4 TSS Part A Section 4
	When developing export charges and/or rebates, distributors should consider how export tariff components interact with consumption charging components so price signals are consistent on when it is best to use or export energy	TSS Part B - January 2024 Section 11.7
Guideline 5.2	In developing two-way pricing proposals, distributors should undertake bill impact analysis and share that analysis with stakeholders to elicit feedback on tariff options.	TSS Part A Section 3.4
	In presenting two-way pricing proposals to us, distributors should demonstrate how bill impact analysis was used to inform their stakeholder engagement.	TSS Part B - January 2024 Section 9
	Such analysis should show how customers who do not change their network use would be affected by two-way pricing options. Examples of relevant customer types include customers:	TSS Part B - January 2024 Section 11.9
	<ol style="list-style-type: none"> 1) with and without rooftop solar 2) with electric vehicles 3) who are considered vulnerable 4) in metropolitan, regional and remote areas. <p>In addition, analysis should show how different customer types would benefit by shifting their network use in response to price signals. This would include changing consumption (i.e. moving consumption to the middle of the day) or by purchasing a device (such as a battery or smart appliance).</p> <p>We expect tariff structures to be designed so customers can mitigate price impacts by changing how they choose to use export services. For example, customers should be able to decide whether to stay on the ‘basic’ export service or to adjust their behaviour and upgrade to a ‘premium’ export service (perhaps with the help of a retailer or an aggregator) to take advantage of greater export capacity</p>	
Guideline 5.3 (a)	Distributors should demonstrate how, in developing their prices, they considered customers’ capability to reasonably understand or retailers and third parties’ ability to incorporate two way pricing options.	TSS Part A Section 3.2
		TSS Part A Section 3.3
		TSS Part B - January 2024 Section 11
Guideline 5.3 (b)	Where a distributor is proposing a simple export tariff, it is expected the tariff will be reasonably capable of being understood by the retail customers assigned to it.	Noted

Provision	Rule Requirements and AER Guidelines	Relevant Section
	Where a distributor is proposing a more complex tariff, it is expected that the retailer or third party is able to understand and incorporate it into its retail offer – noting that this complexity faces the retailer, not the retail customer.	
Guideline 5.3 (c)	Distributors should demonstrate that they have consulted with retail customers, retailers and third-party intermediaries on possible two-way pricing structures when forming their tariff structure statement proposals. Distributors should continue to consult with these stakeholders on how two-way pricing structures can be incorporated into retail tariffs. More complex network tariffs that are passed on as simpler retail tariffs can create service models to benefit networks, customers and intermediaries.	TSS Part B - January 2024 Section 11.4 and Section 11.6
Guideline 6	The distributor must include a basic export level for any export tariff it introduces. The AER expects that the export tariff will show the basic export level applicable to the tariff.	TSS Part A Section 3 TSS Part A Section 4 TSS Part B - January 2024 Section 11.5.1
Guideline 6.1	Our expectation is that a distributor offering an export service and tariff options must identify a basic export level that is available at all times. Although the threshold may be set to different levels at different times, it is the AER’s expectation that a basic export level must always be greater than zero.	TSS Part B - January 2024 Section 11.5.1
Guideline 6.2.1	The distributor should determine the basic export levels with regard to: ¹⁶ 1) the export capacity of the distributor’s <i>distribution network</i> (or part thereof) to the extent it requires minimal or no further investment – the network’s intrinsic hosting capacity 2) expected demand for export services in the <i>distribution network</i> (or part thereof).	TSS Part B - January 2024 Section 11.5.1 5.7.15 - CER Integration Strategy - Strategy - January 2024
Guideline 6.2.1	The distributor should have regard to: 1) constraints and hosting capacity across different geographical locations of the distribution network; 2) how hosting capacity of the network could evolve, without additional investment, as customers respond to more cost-reflective tariffs and demand management initiatives; 3) feedback from stakeholders on basic export limits; 4) customer impact analysis; 5) customer investments in DER, including rooftop solar and associated payback periods 6) expected DER uptake, including rooftop solar, electric vehicles, storage or demand management initiatives, across different parts of the distribution network; 7) dynamic and static connection arrangements and expectations for changes in the number of these over time; 8) jurisdictional policies; 9) regulatory control mechanisms and service classifications; and 10) the rules’ pricing principles.	TSS Part B - January 2024 Section 11.5.1 5.7.15 - CER Integration Strategy - Strategy - January 2024

¹⁶ This reflects the base level of DER hosting capacity that SA Power Networks currently provides, because network assets constructed to supply load have an inherent capacity to support some reverse power flow without any additional investment.

Provision	Rule Requirements and AER Guidelines	Relevant Section
Guideline 6.2.2	<p>In light of the factors listed in section 6.2.1 of the guidelines, the distributor should consider whether different basic export levels should apply:</p> <ol style="list-style-type: none"> 1) across different geographic locations within a distribution network; 2) for different times of the day; 3) for different years within the 2025/2030 RCP; and/or 4) for different customer and/or connection types 	<p>TSS Part B - January 2024 Section 11</p> <p>5.7.15 - CER Integration Strategy - Strategy - January 2024</p>
Guideline 6.2.3	<p>In developing the methodology for determining basic export levels, the distributor:</p> <ol style="list-style-type: none"> 1) should balance efficiency, complexity, understandability, fairness and equity; 2) should ensure its proposal is well justified in consideration of the above basic export level guidelines; 3) can consider whether the basic export level may be better expressed as a range where the selection of a value within the range depends on one or more variables; and 4) can consider whether it is appropriate to set out in its <i>tariff structure statement</i> a method for determining basic export levels applicable to specific export tariffs for each year, rather than setting discrete basic export levels. However, the distributor should reflect on the understandability of such options for expressing basic export levels as the <i>AER</i> will place significant weight on network tariff and service proposals being expressed in ways that both retailers and customers can readily understand and respond to. 	<p>TSS Part A Section 3</p> <p>TSS Part B - January 2024 Section 11.5.1</p> <p>5.7.15 - CER Integration Strategy - Strategy - January 2024</p>
Legacy Metering Services Guidance Note¹⁷	<p>Upon reflection of our draft decision and engagement with the distributors, we consider it optimal to recover these costs over all LV customers where appropriate. This would be facilitated by reclassifying these services as standard control services.</p> <p>We consider there is uncertainty that recovering these costs from HV customers is within the NER pricing principles.</p> <p>Where reclassified as standard control services, we consider legacy metering services charges are best applied as a fixed charge component and separate to other fixed charges. This is to maintain the transparency of these charges throughout the transition and better accommodate any true-ups or pass-throughs that may be required. This approach would require the introduction of a new fixed charging component to the TSS for metering services.</p>	<p>TSS Part A Section 4</p> <p>TSS Part B - January 2024 Section 10</p> <p>Attachment19 - Legacy Metering</p>

¹⁷ AER Legacy metering services – Guidance note November 2023.